



Product catalogue

Lamps and reflective devices

MADE IN
POLAND



WAŚ Sp. z o.o.

Godzikowice ul. Stalowa 79,9A 55-200 Oława Poland
tel. +48 71 313 95 18, e-mail: office@was.eu

www.was.eu



export

+48 71 303 50 28 Western Europe and Turkey

+48 71 303 36 81 General

export@was.eu



domestic sales (Poland only)

+48 71 303 50 24 | +48 71 303 50 25

+48 71 303 50 23

w@was.eu | k@was.eu

2026

www.was.eu



more at:
www.was.eu



5000
lamps in many variants available

12 lamp groups



Warning lamps




Position lamps /
clearance lights




Reflective devices



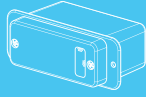
Interior lights



Licence plate lights



Driving, fog
and DRL lamps




Single-functional front
and rear lamps




Multifunctional
rear lamps



Multifunctional
front lamps



Work lamps



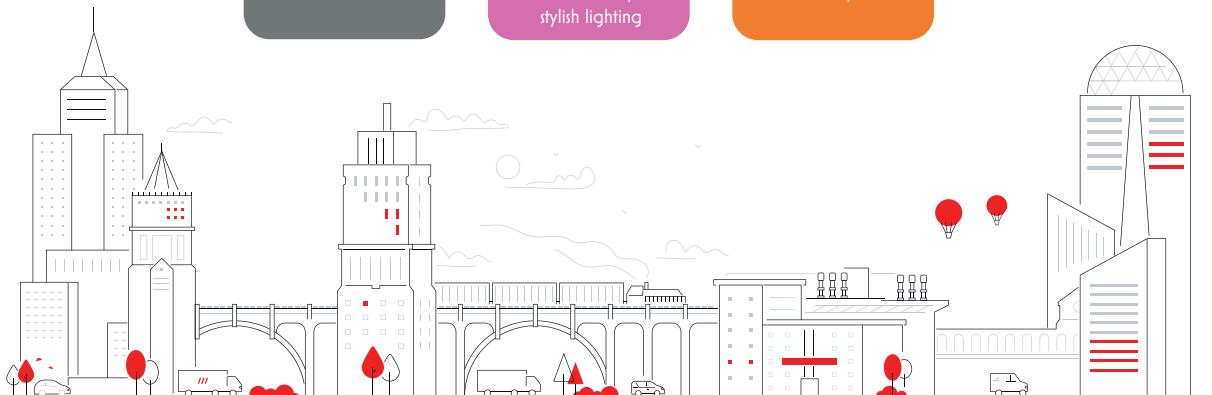
Cable harnesses
and other accessories



Decorative lamps,
ambient lamps,
stylish lighting



Lamps in accordance
with ADR requirements





more at:
www.was.eu

Warning lamps



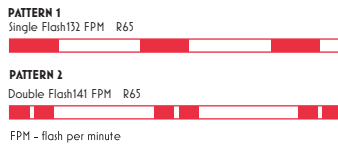
12V-24V

IP66/68

W112 | W126

LED
lamp

1. Rotating pattern 125 RPM R65
 2. Automatic switching, 30 seconds for each program
 3. Single Flash 132 FPM R65
 4. Single Flash 228 FPM R65
 5. Double Flash 141 FPM R65
 6. Double Flash 182 FPM R65
 7. Triple Flash 133 FPM R65
 8. Triple Flash 174 FPM R65
- RPM - rotate per minute
FPM - flash per minute



options		magnet						surface		pole			
		cigarette lighter plug		open cable		open cable		open cable		plug			
		300cm	700cm	300cm		300cm		280cm					
	color	clear	color	clear	color	clear	color	clear	color	clear	color	clear	
W112													
8 patterns	amber	852.1	852.7	852.2	852.8	852.3	852.9	852.4	852.10	852.6	852.12	x	x
	blue	853.1	853.7	853.2	853.8	853.3	853.9	853.4	853.10	853.6	853.12	x	x
	red	854.1	854.7	854.2	854.8	854.3	854.9	854.4	854.10	854.6	854.12	x	x
W126													
Pattern 1	amber	866.1	866.7	866.2	866.8	866.3	866.9	866.4	866.10	866.6	866.12	866.5	866.11
	blue	867.1	867.7	867.2	867.8	867.3	867.9	867.4	867.10	867.6	867.12	867.5	867.11
	red	868.1	868.7	868.2	868.8	868.3	868.9	868.4	868.10	868.6	868.12	868.5	868.11
Pattern 2	amber	866.1D	866.7D	866.2D	866.8D	866.3D	866.9D	866.4D	866.10D	866.6D	866.12D	866.5D	866.11D
	blue	867.1D	867.7D	867.2D	867.8D	867.3D	867.9D	867.4D	867.10D	867.6D	867.12D	867.5D	867.11D
	red	868.1D	868.7D	868.2D	868.8D	868.3D	868.9D	868.4D	868.10D	868.6D	868.12D	868.5D	868.11D
Pattern 1 with SYNC	amber	x	x	x	x	866.3SYNC	866.9SYNC	866.4SYNC	866.10SYNC	866.6SYNC	866.12SYNC	x	x
	blue	x	x	x	x	867.3SYNC	867.9SYNC	867.4SYNC	867.10SYNC	867.6SYNC	867.12SYNC	x	x
	red	x	x	x	x	868.3SYNC	868.9SYNC	868.4SYNC	868.10SYNC	868.6SYNC	868.12SYNC	x	x
Pattern 2 with SYNC	amber	x	x	x	x	866.3DSYNC	866.9DSYNC	866.4DSYNC	866.10DSYNC	866.6DSYNC	866.12DSYNC	x	x
	blue	x	x	x	x	867.3DSYNC	867.9DSYNC	867.4DSYNC	867.10DSYNC	867.6DSYNC	867.12DSYNC	x	x
	red	x	x	x	x	868.3DSYNC	868.9DSYNC	868.4DSYNC	868.10DSYNC	868.6DSYNC	868.12DSYNC	x	x



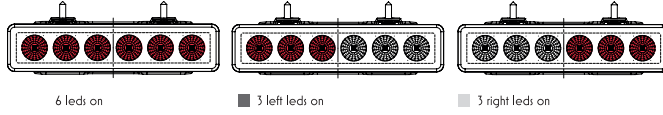
Warning lamps

more at:
www.was.eu



W117

12V-24V IP6K9K



1. Pattern $f \sim 2.18\text{Hz}$
2. Pattern $f \sim 2.18\text{Hz}$
3. Pattern $f \sim 2.1\text{Hz}$
4. Pattern $f \sim 2.8\text{Hz}$
5. Pattern $f \sim 2.2\text{Hz}$
6. Pattern $f \sim 2.2\text{Hz}$
7. Pattern $f \sim 2.18\text{Hz}$

899.1

898.2 / 899.2 / 900.2

900.1



146,5/39/50mm

898.1

LED
lamp



available in ADR version

W134

12V-24V IP6K9K

LED
lamp

1027

1028



237/20,5/25mm

- █ on
 off
1. Single flash $f = 2.1\text{ Hz}$
 2. Single flash $f = 2.8\text{ Hz}$
 3. Double flash $f = 2.2\text{ Hz}$
 4. Double flash $f = 2.2\text{ Hz}$

W151

12V-24V IP66/68

12V-24V IP66/68

W152

Tail lift lamps



106/92/13mm

1126



96,5/76/13mm

1127

LED
lamp



more at:
www.was.eu

Warning lamps



W217 LED lamp

12V-24V IP6K9K

112,9/45,9/24,6mm



available in ADR version

12V-24V IP6K9K

132,9/45,9/24,6mm

W218 LED lamp



1468 1468 CLEAR 1470 2064
1468 ECO 1468 CLEAR ECO 1470 ECO 2064 ECO

1469 1469 CLEAR 1471 2065
1469 ECO 1469 CLEAR ECO 1471 ECO 2065 ECO

only W217 with SYNC

synchronization means that the lamps connected together flash simultaneously or alternately

only W218 with SYNC

synchronization means that the lamps connected together flash simultaneously or alternately

W217 ECO

Double Flash 129FPM **R65**



W217

Single Flash 129FPM **R65**



Double Flash 129FPM **R65**



W218 ECO

Double Flash 129FPM **R65**



W218

Single Flash 129FPM **R65**



Double Flash 129FPM **R65**



LED lamp

12V-24V IP6K9K

W233



Ø131,6/83,6-150mm

Double Flash 146FPM (2,43Hz) **R65**



options		magnet with a suction cup			magnet without a suction cup			screw fixing	M12 screw with a through-channel	screw fixing	flexible fitting for support tube, for socket type ISO 4165
		open cable 300cm	cigarette lighter plug 300cm 700cm		open cable 300cm	cigarette lighter plug 300cm 700cm					
1 pattern	amber	1534.1	1534.1 3M 1534.1 7M		1534.2	1534.2 3M 1534.2 7M		1534.3	1534.4	1534.5	1534.6
	blue	1535.1	1535.1 3M 1535.1 7M		1535.2	1535.2 3M 1535.2 7M		1535.3	1535.4	1535.5	1535.6
	red	1536.1	1536.1 3M 1536.1 7M		1536.2	1536.2 3M 1536.2 7M		1536.3	1536.4	1536.5	1536.6
1 pattern with SYNC	amber	1534.1 SYNC	x x		1534.2 SYNC	x x		1534.3 SYNC	1534.4 SYNC	1534.5 SYNC	x
	blue	1535.1 SYNC	x x		1535.2 SYNC	x x		1535.3 SYNC	1535.4 SYNC	1535.5 SYNC	x
	red	1536.1 SYNC	x x		1536.2 SYNC	x x		1536.3 SYNC	1536.4 SYNC	1536.5 SYNC	x



Warning lamps

more at:
www.was.eu



W260

LED
lamp

12V-24V IP6K9K

535,4/28,4/33,5mm



2080

2081

SYNC

synchronization means that the lamps connected together flash simultaneously or alternately

W266

12V-70V IP6K9K

Lamps with safety light

LED lamp



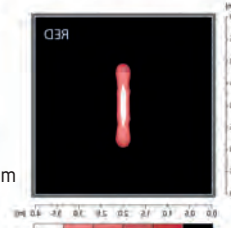

2242



2241

76/116,3/53,8mm

During measuring, the lamp is positioned at the height of 2 m - without inclination



W267

12V-70V IP6K9K

Lamps with safety light

LED lamp



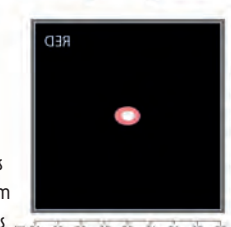
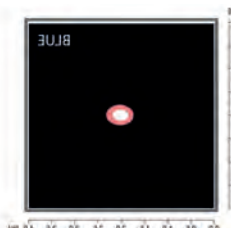
2244



2243

76/116,3/53,8mm

During measuring, the lamp is positioned at the height of 2 m - an inclination of 45 degrees

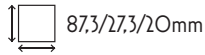




W283

LED lamp


12V-24V IP6K9K



SYNC

synchronization means that the lamps connected together flash simultaneously or alternately

12V-24V IP6K9K




W284

LED lamp



SYNC

synchronization means that the lamps connected together flash simultaneously or alternately



12V-24V IP6K9K

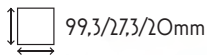
W285

LED lamp



SYNC

synchronization means that the lamps connected together flash simultaneously or alternately



12V-24V IP6K9K

W290

LED lamp



SYNC

synchronization means that the lamps connected together flash simultaneously or alternately



PO2

12V|24V IP54

12V|24V IP54

PO3

Position lamps: 09, 33, 34,
Indicator: 10

09



10



33



34



137/49/30mm

Bulb lamps

136/51/33mm

WE92

12V|24V IP54



Position lamps: 12, 13
Indicator: 14

Ø91/60mm

Bulb lamps

W15

12V|24V IP56

Front position lamps: 82, 82Z
Rear position lamps: 83, 83Z
Side position lamps: 84, 84Z




86/81/28-46mm

Bulb lamps

12V|24V IP56

W17

Front position lamps: 88P, 88Z
Rear position lamps: 89P, 89Z



116/46/48mm



more at:
www.was.eu

Position lamps / clearance lights



12V-24V IP66/68

116/46-66/21,5mm

W17D

With (Z) or without bracket



available with Jaeger connector

101KZ / 101K

103KZ / 103K

105KZ / 105K



LED
lamp

101Z / 101P

103Z / 103P

105Z / 105P

12V|24V IP66/68

LED
lamp

W22



154/49/55mm

options		front-rear-side		rear-side		front-side	
		12V	24V	12V	24V	12V	24V
without bracket	left	118LK	119LK	120LK	121LK	122LK	123LK
	right	118PK	119PK	120PK	121PK	122PK	123PK
with bracket	left	118LKZ	119LKZ	120LKZ	121LKZ	122LKZ	123LKZ
	right	118PKZ	119PKZ	120PKZ	121PKZ	122PKZ	123PKZ



W21.8

12V|24V IP66/68

12V|24V IP66/68

W21.9



available with Jaeger connector

LED
lamp



142L (12V)
142P (12V)
142L (24V)
142P (24V)



143L (12V)
143P (12V)
143L (24V)
143P (24V)

W44

12V-24V IP66/68

LED
lamp

12V-24V IP66/68

W46



available in ADR version

98/31,5/25mm



available with Jaeger connector

111/62,5-75,5/23mm



217Z / 217P

218Z / 218P

219Z / 219P



223Z / 223

224Z / 224

225Z / 225

with (Z) or without bracket

W47

12V-24V IP66/68

LED
lamp

12V-24V IP66/68

W47WW



available with Jaeger connector



available in ADR version



230Z / 230

229Z / 229

231Z / 231



534Z / 534

536Z / 536

535Z / 535

114/40/25mm

with (Z) or without bracket

114/40-63/29,5-40mm



more at:
www.was.eu

Position lamps / clearance lights



W47N

12V-24V IP6K9K

LED
lamp

12V-24V IP66/68


W63

114/40-63/29,5-40mm

84/24/25mm



available with Jaeger connector



2161 / 2161Z

2160 / 2160Z

with (Z) or without bracket



302

303

304

with (Z) or without bracket

W64

12V-24V IP66/68

LED
lamp

12V-24V IP66/68

W65

102/46-68/18,8mm



available with Jaeger connector

102/46-68/12mm



306Z / 306P

307Z / 307P

305Z / 305P



308Z / 308P

309Z / 309P

310Z / 310P

with (Z) or without bracket

12V-24V IP66/68

LED
lamp

W115



available with Jaeger connector

238/20,6/10,4mm



824

826

825

bracket or rubber base



W127

12V-24V IP66/68

LED
lamp

12V-24V IP66/68

W128



available with Jaeger connector

105,4/45-67,5/11,8-33,8mm

105,4/45-67,5/11,8-33,8mm



901

902

903



904

905

906

W157

12V-24V IP6K9K

LED
lamp

114,4/54,2/22,3mm



1134

1135

1136



available in ADR version

12V-24V IP6K9K

W158

114,4/54,2/22,3mm



1138

1139

1140



available in ADR version

W174

12V-24V IP66/68

LED
lamp

115,3/41,3/20mm



1219

1220

1221



available in ADR version

12V-24V IP66/68

W175

115,3/41,3/20mm



1223

1224

1225



available in ADR version



more at:
www.was.eu

Position lamps / clearance lights



W45

12V-24V IP6K9K

LED
lamp

12V-24V IP6K9K

W45N

130/32/20,5mm

130/32-57/20-42mm

with (Z) or without bracket

NEON
EFFECT



222Z / 222

221Z / 221

220Z / 220

1229

1230

1231



available with Jaeger connector



available in ADR version

W45S

12V-24V IP6K9K

LED
lamp

12V-24V IP6K9K

W45NS



slim



available in ADR version



slim

NEON
EFFECT

1234

1233

1232



1235

1236

1237



130/32-57/14,5-36,5mm

130/32-57/14,5-36,5mm

W195, W196

12V-24V IP6K9K

LED
lamp



1382
open cable

1382/1
connector 2 pin



1383

1384

1385

106,5/46,5-67,4/21,8-43,8mm

12V-24V IP6K9K

W197



1386

1387

1388

106,5/46,5-67,4/21,8-43,8mm



W198

12V-24V IP6K9K

124/49-68.6/20-42.3mm



1399

1400

1401



available in ADR version

12V-24V IP6K9K

W199

LED
lamp

NEON
EFFECT

117/56-72/20-42mm



1402

1403

1404



available in ADR version

W201

12V-24V IP6K9K

119/44.5/7.5-19.5mm



1412

1413

1414



available in ADR version

LED
lamp



available with Jaeger connector

12V-24V IP6K9K

W202

119/44.5/17.5-25.5mm



1415

1417

1416

W240

12V-24V IP6K9K

133,8/53-70,7/25-47mm



lamp with display function which outline
the vehicle on the road

LED
lamp

12V-24V IP6K9K

W240^{NN}

133,8/53-70,7/25-47mm



1598

1600

1599



1598 NN

1600 NN

1599 NN



more at:
www.was.eu

Position lamps / clearance lights



12V-24V IP6K9K

W240NL

133,8/53-70,7/25-47mm

LED
lamp



2246

2248

2247

ATTENTION!!! this lamp version does NOT display the outline of the vehicle on the road

W254

12V-24V IP66/68

LED
lamp

NEON
EFFECT

103/36-49/18-38mm

12V-24V IP66/68

W254^{NN}

103/36-49/18-38mm



2033

2034

2035



2033 NN

2034 NN

2035 NN

12V-24V IP66/68

LED
lamp

159,2/73,2/36,4mm

W172



1175



1176

bracket or rubber base



Position lamps / clearance lights

more at:
www.was.eu



W190, W190N

12V-24V IP66/68

LED
lamp

x/1
connector AMP MPC 2.8



1348 1348/1

1349 1349/1

1422 1422/1

1423 1423/1


W259

12V-24V IP6K9K

LED
lamp

NEON
EFFECT

535,4/28,4/33,5mm



2154

side marker and indicator cat. 5


W260

12V-24V IP6K9K

LED
lamp

NEON
EFFECT

535,4/28,4/33,5mm



2159/I

1 direction indicator light module

2159/II

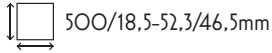
2 direction indicator light module

side marker and indicator cat. 5



more at:
www.was.eu

Position lamps / clearance lights



12V-24V IP6K9K

W280_500



LED lamp

B/Z
version without bracket available with Jaeger connector

2501 BLACK | 2501 B/Z BLACK

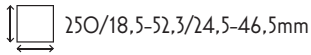
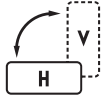
2501 | 2501 B/Z

2502 BLACK | 2502 B/Z BLACK

2502 | 2502 B/Z

2503 BLACK | 2503 B/Z BLACK

2503 | 2503 B/Z



12V-24V IP6K9K

W280_250

LED lamp

B/Z
version without bracket

2498 | 2498 B/Z

2498 BLACK | 2498 B/Z BLACK

2499 | 2499 B/Z

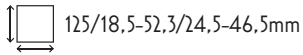
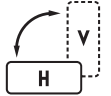
2499 BLACK | 2499 B/Z BLACK

2500 | 2500 B/Z

2500 BLACK | 2500 B/Z BLACK



available with Jaeger connector



12V-24V IP6K9K

W280_125

LED lamp

B/Z
version without bracket

2495 BLACK | 2495 B/Z BLACK

2495 | 2495 B/Z

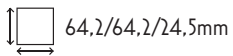
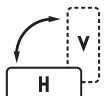
2497 BLACK | 2497 B/Z BLACK

2496 | 2496 B/Z

2496 BLACK | 2496 B/Z BLACK



available with Jaeger connector



12V-24V IP6K9K

W280_56X56

LED lamp



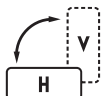
available with Jaeger connector



2494 | 2494 BLACK

2493 | 2493 BLACK

2492 | 2492 BLACK





W36

12V-24V IP6K9K



W37

12V-24V IP6K9K



W38

12V-24V IP6K9K



W57

12V-24V IP6K9K

LED lamp

270/52/35mm



276

12V-24V IP6K9K

W58



available with Jaeger connector

291/55/95mm



277



more at:
www.was.eu

Position lamps / clearance lights



W60

12V-24V IP66/68

LED
lamp



available with Jaeger connector

72/32/23mm



278



279



280



side
281
(3 LED)
amber



front
282
(2 LED)



rear
283
(3 LED)
white



284
(2 LED)



285
(3 LED)
red

W61

12V-24V IP66/68

84/24/25mm

W76.1, W76.2

12V-24V IP66/68

84/24/25mm

LED
lamp



557
(3 LED)



558
(6 LED)

SUPER BRIGHT

W76.3, W76.4

12V-24V IP6K9K

237/20,5/22mm



559
(9 LED)



560
(12 LED)

W80

12V-24V IP66/68

SNAP IN

Ø29mm

LED
lamp



668 | 668-R30



669 | 669-R30



670 | 670-R30

R30 version for mounting on a 60mm diameter pipe

12V-24V IP66/68

W97.1

83,8/24,2/10,4mm

3 LED



710

709

708

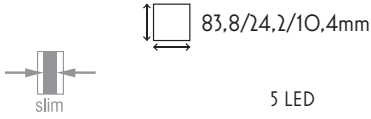


W97.2

12V-24V IP66/68

12V-24V IP66/68

W97.3



LED lamp



713 712 711



716 DARK 715 DARK 714 DARK
716 715 714

W97.4

12V-24V IP66/68

12V-24V IP66/68

W97.5



LED lamp



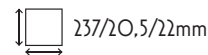
W109N

12V-24V IP66/68

12V-24V IP6K9K

W110N

NEON EFFECT



NEON EFFECT





more at:
www.was.eu

Position lamps / clearance lights



W273.1BLACK

12V-24V IP6K9K

84/24/25mm

LED
lamp



W273.2BLACK

12V-24V IP6K9K

84/24/25mm



W274BLACK

12V-24V IP6K9K

237/20.5/22mm

LED
lamp



W275.1BLACK

12V-24V IP6K9K

84/24/10.4mm



W275.2BLACK

12V-24V IP6K9K

84/24/10.4mm

LED
lamp



W276BLACK

12V-24V IP6K9K

238/20.6/10.4mm





W104

12V-24V IP66/68

LED
lamp

120-150/42/38-65mm

12V-24V IP66/68

W105

120-150/42/38-65mm



W106

12V-24V IP66/68

LED
lamp

120-150/42/38-65mm

12V-24V IP66/68

W107

120-150/42/38-65mm



W122

12V-24V IP66/68

LED
lamp

12V-24V IP66/68

W122N



54/54/8mm





more at:
www.was.eu

Position lamps / clearance lights



12V-24V IP66/68

W140



available with Jaeger connector

LED
lamp

**NEON
EFFECT**

90-120/34-61/28-58mm



1080/I 1080L/II 1080P/II 1080L/III 1080P/III 1081/I 1081L/II 1081P/II 1081L/III 1081P/III

12V-24V IP66/68

W189

110/31/13mm

LED
lamp



1338

1339

1340

12V-24V IP66/68

W189N

**NEON
EFFECT**

110/31/13mm

LED
lamp



1341
NEON

1342
NEON

1343
NEON





W255

12V-24V IP66/68

39.4/74.9-89.5/30.8mm

LED
lamp



W287

LED
lamp

12V-24V IP6K9K

87.3/27.3/20mm



TKR / NKR

OUTER LENS / INNER LENS

Abbreviations before the "/" refer to the outer lens, and after the "/" refer to the inner lens

NB - WHITE NEON

NKR - COLORED NEON

T/NKR - TRANSPARENT
COLORLESS / COLORED
NEON

TKR/NKR - TRANSPARENT
COLORED / COLORED
NEON

T/NB - TRANSPARENT
COLORLESS / WHITE
NEON

T/BLACK - TRANSPARENT
COLORLESS / BLACK NEON



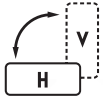
more at:
www.was.eu

Position lamps / clearance lights



12V-24V IP66/68

99.3/127.3/20mm



W288
LED
lamp

2456 NB 2456 NKR 2456 T/NKR 2456 TKR/NKR 2456 T/NB 2457 NB 2457 NKR



2457 T/NKR 2457 TKR/NKR 2457 T/NB 2457 T/BLACK 2458 NB 2458 T/NB



TKR / NKR

OUTER LENS / INNER LENS

Abbreviations before the "/" refer to the outer lens, and after the "/" refer to the inner lens

NB - WHITE NEON

NKR - COLORED NEON

T/NKR - TRANSPARENT
COLORLESS / COLORED
NEON

TKR/NKR - TRANSPARENT
COLORED / COLORED
NEON

T/NB - TRANSPARENT
COLORLESS / WHITE
NEON

T/BLACK - TRANSPARENT
COLORLESS / BLACK NEON

12V-24V IP6K9K

87.3/27.3/20mm

W289
LED
lamp

2459 NB 2459 NKR 2459 T/NKR 2459 TKR/NKR 2459 T/NB 2460 NB



2460 NKR 2460 T/NKR 2460 TKR/NKR 2460 T/NB 2460 T/BLACK 2461 NB 2461 T/NB



TKR / NKR

OUTER LENS / INNER LENS

Abbreviations before the "/" refer to the outer lens, and after the "/" refer to the inner lens

NB - WHITE NEON

NKR - COLORED NEON

T/NKR - TRANSPARENT
COLORLESS / COLORED
NEON

TKR/NKR - TRANSPARENT
COLORED / COLORED
NEON

T/NB - TRANSPARENT
COLORLESS / WHITE
NEON

T/BLACK - TRANSPARENT
COLORLESS / BLACK NEON



W21.x

12V-24V IP66/68

LED lamp*



All lamps available with wide or narrow base



*BULB

options	STAR	N	RR	WW (BC)	WW	W (BC)	W	SS (BC)	SS	S (BC)	S	RF (BC)	RF	Ž		
W21.1	873	771	631	504BC	504	495BC	495	420BC	420	411BC	411	293BC	293	261	134	
W21.2	left	874L	772L	632L	505BCL	505L	496BCL	496L	421BCL	421L	412BCL	412L	294BCL	294L	262L	135L
	right	874P	772P	632P	505BCP	505P	496BCP	496P	421BCP	421P	412BCP	412P	294BCP	294P	262P	135P
W21.3	left	875L	773L	633L	506BCL	506L	497BCL	497L	422BCL	422L	413BCL	413L	295BCL	295L	263L	136L
	right	875P	773P	633P	506BCP	506P	497BCP	497P	422BCP	422P	413BCP	413P	295BCP	295P	263P	136P
W21.4	876	774	634	507BC	507	498BC	498	423BC	423	414BC	414	296BC	296	264	137	
W21.5	left	877L	775L	635L	508BCL	508L	499BCL	499L	424BCL	424L	415BCL	415L	297BCL	297L	265L	138L
	right	877P	775P	635P	508BCP	508P	499BCP	499P	424BCP	424P	415BCP	415P	297BCP	297P	265P	138P
W21.6	878	776	636	509BC	509	500BC	500	425BC	425	416BC	416	298BC	298	266	139	
W21.7	left	879L	777L	637L	510BCL	510L	501BCL	501L	426BCL	426L	417BCL	417L	299BCL	299L	267L	140L
	right	879P	777P	637P	510BCP	510P	501BCP	501P	426BCP	426P	417BCP	417P	299BCP	299P	267P	140P
W21.10	left	880L	778L	638L	511BCL	511L	502BCL	502L	427BCL	427L	418BCL	418L	x	x	x	152L
	right	880P	778P	638P	511BCP	511P	502BCP	502P	427BCP	427P	418BCP	418P	x	x	x	152P



more at:
www.was.eu

Position lamps / clearance lights



W23, W24, W25, W56, W79

12V-24V IP66/68

LED
lamp



available with Jaeger connector



front position light



rear position light



side position light



options		red i white	white	transparent amber	amber	red
W23	universal	125	x	x	x	x
W24		x	129	149	149 KR	127
W25		x	133	151	151 KR	131
W56		275	x	x	x	x
W79		x	665	667	667 KR	666




W23X-W25X, W56X, W79X

12V-24V IP66/68



available with Jaeger connector

LED
lamp



options		STAR	N	RR	WW (BC)	WW	W (BC)	W	SS (BC)	SS	S (BC)	S	RF (BC)	RF
W23X	front	882	780	640	514BC	514	513BC	513	448BC	448	447BC	447	517BC	517
	rear													
W24X	front	884	782	650	x	521	x	519	x	453	x	451	x	527
	rear	885	783	652	522C	522	520C	520	454C	454	452C	452	528C	528
	side	x	784	654	522PKR	522P	520PKR	520P	x	x	x	x	x	x
W25X	front	886	785	651	x	525	x	523	x	457	x	455	x	529
	rear	887	786	653	526C	526	524C	524	458C	458	456BC	456	530BC	530
	side	x	787	655	526PKR	526P	524PKR	524P	x	x	x	x	x	x
W56X	front	883	781	641	516BC	516	515BC	515	450BC	450	449BC	449	518BC	518
	rear													
W79X	front	896	797	678	x	x	x	673	x	x	x	676	x	671
	rear	897	798	679	x	x	x	674	x	x	x	677	x	672
	side	x	796	680	x	x	x	675	x	x	x	x	x	x



more at:
www.was.eu

Position lamps / clearance lights



W48

12V-24V IP6K9K

W49



available with Jaeger connector



available in ADR version



options		transparent, without logo		colorful, with logo		neon, with logo	
serie	side	front-rear-side	front-rear	front-rear-side	front-rear	front-rear-side	front-rear
W48	left	238L	239L	2049L	2050L	2049NL	2050NL
	right	238P	239P	2049P	2050P	2049NP	2050NP
W49	left	241L	242L	2051L	2052L	2051NL	2052NL
	right	241P	242P	2051P	2052P	2051NP	2052NP

LED
lamp

84/103/33mm



available with Jaeger connector

12V-24V IP6K9K



W62



available in ADR version

options		transparent, without logo		colorful, with logo		neon, with logo	
serie	side	front-rear-side	front-rear	front-rear-side	front-rear	front-rear-side	front-rear
W62	left	286	287	2053L	2054L	2053N L	2054N L
	right			2053P	2054P	2053N P	2054N P

LED
lamp

12V-24V IP6K9K



W256

options		transparent, without logo		colorful, with logo		neon, with logo	
serie	side	front-rear-side	front-rear	front-rear-side	front-rear	front-rear-side	front-rear
W256	left	2055L	2056L	2057L	2058L	2057N L	2058N L
	right	2055P	2056P	2057P	2058P	2057N P	2058N P



W74.1-4 NEON, NEON LOGO, METEORS

12V-24V IP66/68 IP6K9K


LED
lamp




available with Jaeger connector




W74.1




W74.2




W74.2A



W74.3



W74.4



NEON
EFFECT



BC



NEON



NEON LOGO



METEORS



KR



NEON



NEON LOGO



METEORS



front-rear



side-rear



front-side



side



W74.1-4 NEON, NEON LOGO, METEORS

	options	6 LED		5 LED		3 LED		NEON		NEON LOGO		METEORS	
		OMYp 300V	LgY-S	OMYp 300V	LgY-S	OMYp 300V	LgY-S	OMYp 300V	LgY-S	OMYp 300V	LgY-S	OMYp 300V	LgY-S
W74.1	front-rear	left	543L/I	543L/II				808L/I	808L/II	2043 L/I	2043 L/II	2584 L/I	2584 L/II
		right	BC 543BCL/I	543BCL/II				808P/I	808P/II	2043 P/I	2043 P/II	2584 P/I	2584 P/II
	front-side	left								2253 L/I	2253 L/II		
		right								2253 P/I	2253 P/II		
side-rear	left								2254 L/I	2254 L/II			
	right								2254 P/I	2254 P/II			
side	universal								2255/I	2255/II			
	front-rear		544/I	544/II				809/I	809/II	2044/I	2044/II	2585/I	2585/II
W74.2	front-rear	BC	544BC/I	544BC/II									
	front-side												
	side-rear												
	side												
W74.2A	front-rear		544/I/A	544/II/A				811/I	811/II	2045/I	2045/II	2586/I	2586/II
	front-side	BC	544BC/I/A	544BC/II/A									
	side-rear												
	side												
W74.3	side		546/I	546/II	547/I	547/II	548/I	548/II	812/I	812/II	2046/I	2046/II	2587/I
	side + indicator light	KR	546KR/I	546KR/II	547KR/I	547KR/II	548KR/I	548KR/II					2588/I
	front												2589/I
	rear												2590/I
W74.4	front-rear												
	front-side	left											
	side-rear	right											
		left											
side	universal												



W77.1-4X

LED lamp

12V-24V IP66/68




available with Jaeger connector



LONG

rhombus shape openings


W77.1X



SHORT

rhombus shape openings


W77.2X



LONG

circle shape openings


W77.3X



SHORT

circle shape openings

W77.4X



STAR



N NEON EFFECT



RR + reflecting device



WW



W



SS



S



RF



*BULB



SOLAR

		options	STAR	N	RR	SS	S	WW	W	RF	SOLAR	
W77.1X	side	left	888L	788L	642L	623BCL	615BCL	607BCL	599BCL	575BCL	567L	
		right	888P	788P	642P	623BCP	615BCP	607BCP	599BCP	575BCP	567P	
	front-rear	left	889L	789L	646L	624BCL	616BCL	608BCL	600BCL	576BCL	568L	565L
		right	889P	789P	646P	624BCP	616BCP	608BCP	600BCP	576BCP	568P	565P
W77.2X	side	left	890L	790L	643L	625BCL	617BCL	609BCL	601BCL	577BCL	569L	
		right	890P	790P	643P	625BCP	617BCP	609BCP	601BCP	577BCP	569P	
	front-rear	left	891L	791L	647L	626BCL	618BCL	610BCL	602BCL	578BCL	570L	
		right	891P	791P	647P	626BCP	618BCP	610BCP	602BCP	578BCP	570P	
W77.3X	side	left	892L	792L	644L	627BCL	619BCL	611BCL	603BCL	579BCL	571L	
		right	892P	792P	644P	627BCP	619BCP	611BCP	603BCP	579BCP	571P	
	front-rear	left	893L	793L	648L	628BCL	620BCL	612BCL	604BCL	580BCL	572L	566L
		right	893P	793P	648P	628BCP	620BCP	612BCP	604BCP	580BCP	572P	566P
W77.4X	side	left	894L	794L	645L	629BCL	621BCL	613BCL	605BCL	581BCL	573L	
		right	894P	794P	645P	629BCP	621BCP	613BCP	605BCP	581BCP	573P	
	front-rear	left	895L	795L	649L	630BCL	622BCL	614BCL	606BCL	582BCL	574L	
		right	895P	795P	649P	630BCP	622BCP	614BCP	606BCP	582BCP	574P	



more at:
www.was.eu


Position lamps / clearance lights



12V-24V IP6K9K

W75.1 (A-E) „Wiking”

options		front-rear-side	front-rear
black	left	537L	538L
	right	537P	538P
cream	left	539L	540L
	right	539P	540P



155/160/58mm

LED
lamp

NEON EFFECT

12V-24V IP66/68



W148.1-4

LED
lamp

available in ADR version



available with Jaeger connector

189/140/55mm

134/108/55mm

124/100/55mm

71.5/100/55mm



available with Jaeger connector
LONG

12V-24V IP6K9K

LED
lamp

W168.1-5

1171L 1171P 1172L 1172P
without side position

NEON EFFECT



available in ADR version



W168.1 W168.4
184.9/145.5/58mm

W168.2 W168.5
146.1/110.6/58mm


W168.3
87/100/58mm



W168.13

12V-24V IP66/68

LED
lamp



238/181/64mm

1456 L

1456 P

1457 L

1457 P

W269.1.1

12V-24V IP6K9K

LED
lamp



199/145,5/58mm

161,5/112/58mm

W269.1.1

W269.2.1

options		DARK - with logo	colorful - with logo	neon - with logo	neon - without logo	DARK - with logo	colorful - with logo	neon - with logo	neon - without logo
serie	side	W269.1.1				W269.2.1			
		front-rear-side				front-rear-side			
W269 DARK	left	2067 L DARK				2082 L DARK			
	right	2067 P DARK				2082 P DARK			
W269	left		2068 L				2083 L		
	right		2068 P				2083 P		
W269 N LOGO	left			2069 L N				2084 L N	
	right			2069 P N				2084 P N	
W269 N	left				2069 L N NN				2084 L N NN
	right				2069 L N NN				2084 L N NN



more at:
www.was.eu

Position lamps / clearance lights



12V-24V IP6K9K

W269.3.1, W269.4.1

LED
lamp

101,6/100/58mm



W269.3.1



W269.4.1

199/145/58mm

options		DARK - with logo	colorful - with logo	neon - with logo	neon - without logo	DARK - with logo	colorful - with logo	neon - with logo	neon - without logo
serie	side	W269.3.1				W269.4.1			
		front-rear-side				front-rear-side			
W269 DARK	left	2088 L DARK				2094 L DARK			
	right	2088 P DARK				2094 P DARK			
W269	left		2089 L				2095 L		
	right		2089 P				2095 P		
W269 N LOGO	left			2090 L N				2096 L N	
	right			2090 P N				2096 P N	
W269 N	left				2090 L N NN				2096 L N NN
	right				2090 L N NN				2096 L N NN

12V-24V IP6K9K

W269.5.1

LED
lamp

161,5/112/58mm




options		DARK - with logo	colorful - with logo	neon - with logo	neon - without logo
serie	side	W269.5.1			
		front-rear-side			
W269 DARK	left	2219 L DARK			
	right	2219 P DARK			
W269	left		2220 L		
	right		2220 P		
W269 N LOGO	left			2221 L N	
	right			2221 P N	
W269 N	left				2221 L N NN
	right				2221 L N NN



W297.x.1

12V-24V IP6K9K

LED
lamp



		W297.x.1 front-rear end-outline and side marker lamp				
assembly side		W297.1.1	W297.2.1	W297.3.1	W297.4.1	W297.5.1
left		2545 L	2548 L	2550 L	2554 L	2552 L
right		2545 P	2548 P	2550 P	2554 P	2552 P
		W297.x.1 SPOT front-rear end-outline and side marker lamp with SPOT				
assembly side		W297.1.1 SPOT	W297.2.1 SPOT	W297.3.1 SPOT	W297.4.1 SPOT	W297.5.1 SPOT
left		2545 L SPOT	2548 L SPOT	2550 L SPOT	2554 L SPOT	2552 L SPOT
right		2545 P SPOT	2548 P SPOT	2550 P SPOT	2554 P SPOT	2552 P SPOT





more at:
www.was.eu

Position lamps / clearance lights



W135

12V-24V IP66/68

12V-24V IP6K9K

W157



114/40-63/40mm

LED
lamp

114,4/54,2/22,3mm

side marker and indicator cat. 5

NEON
EFFECT

available with Jaeger connector

975



available in ADR version



1133



available in ADR version

W158

12V-24V IP6K9K

12V-24V IP66/68

W161

114,4/54,2/22,3mm

LED
lamp

159,2/73,7/36,4mm

side marker and indicator cat. 5

NEON
EFFECT



1137



available in ADR version



1152

W174

12V-24V IP66/68

12V-24V IP66/68

W175

115,3/41,3/20mm

LED
lamp

115,3/41,3/20mm

side marker and indicator cat. 5

NEON
EFFECT



1218



available in ADR version



1222



available in ADR version



W45N, W45NS

12V-24V IP6K9K



available in ADR version

LED
lamp

NEON
EFFECT



1260



1261

130/32-57/20-42mm

130/32-57/14,5-36,5mm

side marker and indicator cat. 5

12V-24V IP6K9K

Ø29mm

W216



1467

indicator cat. 5

W198

12V-24V IP66/68

LED
lamp

124/49-68.6/20-42,3mm

NEON
EFFECT



1420

available in ADR version

side marker and indicator cat. 5



12V-24V IP66/68

W199



available in ADR version

117/56-72/20-42mm

NEON
EFFECT



1421

side marker and indicator cat. 5

W240

12V-24V IP6K9K

LED
lamp

133.8/53-70.7/25-47mm



1597

side marker and indicator cat. 5

1597 NN

12V-24V IP6K9K

W254

103/36-49/18-38mm



2036

side marker and indicator cat. 5

2036 NN



more at:
www.was.eu

Position lamps / clearance lights



LED
lamp

12V-24V IP66/68

W255

2042/I



2042/II



2042/III



39.4/74.9-89.5/30,8mm

side marker and indicator cat. 5

12V-24V IP6K9K

W289

87,3/27,3/20mm

LED
lamp



2462 NB
NB - WHITE NEON



2462 NKR
NKR - COLORED NEON

side marker and indicator cat. 5

12V-24V IP6K9K

W168.6DD

**NEON
EFFECT**

124/49-68.6/20-42,3mm



available in ADR version

LED
lamp



1258L 1258P

1259L 1259P
DYNAMIC

1389L 1389P

1390 DD L 1390 DD P
DYNAMIC



W168.7-8

12V-24V IP6K9K

184,9/145,5/58mm

LED lamp



available in ADR version

options			W168.7		W168.7DD		W168.8		W168.8DD	
			without stop				with stop			
			left	right	left	right	left	right	left	right
rear direction indicator	front-rear-side	with side indicator	1344L	1344P	x	x	x	x	x	x
		without side indicator	x	x	1345L	1345P	1346L	1346P	1347L	1347P
	front-rear	with side indicator	1391L	1391P	x	x	x	x	x	x
		without side indicator	x	x	1392 DD L	1392 DD P	1393L	1393P	1394 DD L	1394 DD P

W168.11

12V-24V IP6K9K

side marker and indicator cat. 5

184,9/145,2/58mm
LED lamp

NEON EFFECT

146,1/110,6/58mm

87/100/58mm



W168.11.1



W168.11.2



W168.11.3

options		W168.11.1		W168.11.2		W168.11.3
		left	right	left	right	universal
front-rear-side	with side indicator	1448 L	1448 P	1449 L	1449 P	1450
front-rear	with side indicator	1451 L	1451 P	1452 L	1452 P	1453

W168.12

12V-24V IP66/68

238/181/72mm

LED lamp



1454 L
1455 L
without side position light

1454 P
1455 P
without side position light

rubber pad



12V-24V IP6K9K

W269.1.2, W269.1.3, W269.2.3, W269.3.3, W269.4.3, W269.5.3




options			W269.1.2 DARK		W269.1.2		W269.1.2N LOGO		W269.1.2N	
			left	right	left	right	left	right	left	right
rear direction indicator	front-rear-side	with static indicator	2070 L DARK	2070 P DARK	2071 L	2071 P	2072 L N	2072 P N	2072 L N NN	2072 P N NN
		with dynamic indicator	2070 DD L DARK	2070 DD P DARK	2071 DD L	2071 DD P	2072 DD L N	2072 DD P N	2072 DD L N NN	2072 DD P N NN
options			W269.1.3 DARK		W269.1.3		W269.1.3N LOGO		W269.1.3N	
side direction indicator	front-rear-side	with static indicator	2073 L DARK	2073 P DARK	2074 L	2074 P	2075 L N	2075 P N	2075 L N NN	2075 P N NN
options			W269.2.3 DARK		W269.2.3		W269.2.3N LOGO		W269.2.3N	
side direction indicator	front-rear-side	with static indicator	2085 L DARK	2085 P DARK	2086 L	2086 P	2087 L N	2087 P N	2087 L N NN	2087 P N NN
options			W269.3.3 DARK		W269.3.3		W269.3.3N LOGO		W269.3.3N	
side direction indicator	front-rear-side	with static indicator	2091 L DARK	2091 P DARK	2092 L	2092 P	2093 L N	2093 P N	2093 L N NN	2093 P N NN
options			W269.4.3 DARK		W269.4.3		W269.4.3N LOGO		W269.4.3N	
side direction indicator	front-rear-side	with static indicator	2097 L DARK	2097 P DARK	2098 L	2098 P	2099 L N	2099 P N	2099 L N NN	2099 P N NN
options			W269.5.3 DARK		W269.5.3		W269.5.3N LOGO		W269.5.3N	
side direction indicator	front-rear-side	with static indicator	2222 L DARK	2222 P DARK	2223 L	2223 P	2224 L N	2224 P N	2224 L N NN	2224 P N NN



LED
lamp

W297.x.2-3

12V-24V IP6K9K




assembly side	W297.x.2 front-rear end-outline and side marker lamp with rear indicator	W297.x.3 front-rear end-outline and side marker lamp with side indicator				
	W297.1.2DD	W297.1.3	W297.2.3	W297.3.3	W297.4.3	W297.5.3
left	2546 DD L	2547 L	2549 L	2551 L	2555 L	2553 L
right	2546 DD P	2547 P	2549 P	2551 P	2555 P	2553 P
assembly side	W297.x.2 SPOT front-rear end-outline and side marker lamp with rear indicator with SPOT	W297.x.3 SPOT front-rear end-outline and side marker lamp with side indicator with SPOT				
	W297.1.2DD SPOT	W297.1.3 SPOT	W297.2.3 SPOT	W297.3.3 SPOT	W297.4.3 SPOT	W297.5.3 SPOT
left	2546 DD L SPOT	2547 L SPOT	2549 L SPOT	2551 L SPOT	2555 L SPOT	2553 L SPOT
right	2546 DD P SPOT	2547 P SPOT	2549 P SPOT	2551 P SPOT	2555 P SPOT	2553 P SPOT



Lamp with **SPOT** variant
– which casts a spotlight on the ground,
improving maneuverability in the dark.



assembly holes



FI-75U

fastening screw




FI-75S

self adhesive tape



FI 61

self adhesive tape



U06

self adhesive tape



UP-55x40

assembly holes




UP-105x48

self adhesive tape



71B, 71CZ, 71P

self adhesive tape



UP-96x42

assembly holes




UP-126x34

self adhesive tape


options		white	orange	red
assembly holes	FI-75U	26	24	32
	UP-105x48	49U	50U	51U
	UT125			839
	FI 61	841	845	843
	UP-96x42	847	851	849
fastening screw	FI-75S	29	27	28
	UT-150			52
self adhesive tape	FI-75S	29P	27P	28P
	UP-105x48	49P	50P	51P
	71B	71B		
	71CZ			71CZ
	71P		71P	
	UP-126x34	163	164	165
	FI 61	840	844	842
	UP-96x42	846	850	848
	U06	1202	1204	1203
UP-55x44	1409	1411	1410	

fastening screw



UT-150

assembly holes



UT125



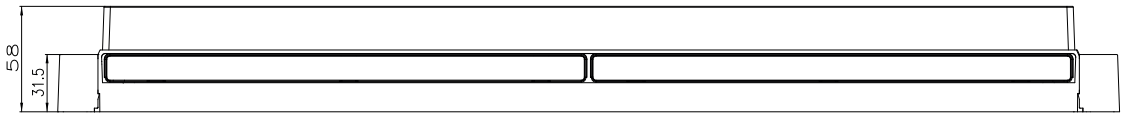
W253

584/163/58mm



2119
single reflective device

2120
double reflective device





more at:
www.was.eu

Interior lights



LWO1, LWO2

12V|24V IP66/68

333/30/32mm



LWO1 (12V)
125 lm

LWO2 (24V)
111 lm

LED
lamp

LWO3, LWO4

12V|24V IP66/68

84/24/25mm



549 (12-24V)
(3 LED)
67 lm

550 (12V)
(6 LED)
123 lm

551 (24V)
(6 LED)
136 lm

LWO5, LWO6

12V|24V IP6K9K

237/20,5/22mm

LED
lamp

LWO5

553 DIMMING NEON (12V|24V)
(8 LED)
210 lm



552 (12V)
(8 LED)
221 lm

553 (24V)
(8 LED)
194 lm

553 DIMMING (12V|24V)
(8 LED)
210 lm



554 (12V)
(12 LED)
296 lm

LWO6

555 (24V)
(12 LED)
296 lm

LWO7, LWO8

12V|24V IP66/68

83,8/24,2/10,4mm



LWO7

LWO8



723 (12V-24V)
(3 LED)
70 lm

724 (12V)
(6 LED)
126 lm

725 (24V)
(6 LED)
140 lm

LWO9

12V|24V IP66/68

(8 LED)

LED
lamp

238/20,6/10,4mm

726 (12V)
SENSOR
212 lm

727 (24V)
SENSOR
199 lm

726 (12V)
SWITCH
212 lm

727 (24V)
SWITCH
199 lm



726 (12V)
212 lm

727 (24V)
199 lm

727 12V/24V (12V-24V)
199 lm

727 DIMMING (12V-24V)
210 lm

12V|24V IP66/68

(12 LED)

LW10

238/20,6/10,4mm

728 (12V)
SENSOR
301 lm

729 (24V)
SENSOR
285 lm

728 (12V)
SWITCH
301 lm

729 (24V)
SWITCH
285 lm



727 NEON 12V/24V (12V-24V)
199 lm

727 DIMMING NEON (12V-24V)
210 lm

728 (12V)
301 lm

729 (24V)
285 lm



LW11

12V|24V IP66/68

54/54/8mm



989 (12V) **990** (24V) **989N** (12V) **990N** (24V)
148 lm 148 lm 205 lm 205 lm

LED
lamp

12V IP66/68

107,4/46,7/23mm



1465
540 lm

LW13

LW12

12V-24V IP66/68

Ø152/34mm



991 329 lm
991 DIMMER SWITCH 384 lm
992 272 lm
992 DIMMER SWITCH 249 lm

LED
lamp

LW14 DSW

12V|24V IP66/68

124/124/12,5mm



1466/1 metalized frame 1215 lm
1466 white frame 1215 lm
1466/1 DSW metalized frame 400 lm | 1200 lm
1466 DSW white frame 400 lm | 1200 lm

DSW
version with dimming function

LW15

12V-24V IP6K9K

LED
lamp

250/18,5/24,5mm

125/18,5/24,5mm

500/18,5/24,5mm

64/64/24,5mm



2507

2506

2508

2505



1



2



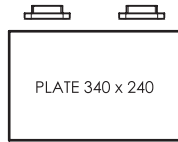
3



4



5



6



7

options		1	2	3	4	5	6	7	LED	bulb	position
W08	25		•			•				•	
	48		•			•				•	•
W27	145		•						•		
W52	244	•	•				•	•	•		
W53	245	•	•				•	•	•		•
W54	246		•						•		
W55	247		•						•		•
W52Ż	343		•				•	•		•	
W53Ż	344		•				•	•		•	•
W71	406		•							•	
	407		•							•	•
W72	408		•						•		
	409		•						•		•
W88	730			•	•	•			•		
W133	982	•	•			•	•		•		



License plate light

more at:
www.was.eu



W08

12V|24V IP54

12V-24V IP66/68

W27

109/61/55mm

76/42/57,5mm

LED
lamp



Bulb lamps

2 5

2

W52, W53

12V-24V IP66/68

82,5/39/31mm

LED
lamp

W52Z, W53Z

12V|24V IP66/68

82,5/39/31mm



244

245

343

344



available in ADR version

Bulb lamps

2 6 7

2 6 7

W54, W55

12V-24V IP66/68

LED
lamp

109/61/55mm



246

247

W71

12V|24V IP54

101/59,6/58,5mm



407

406

Bulb lamps

2

48

2



more at:
www.was.eu

License plate light



W72

12V-24V IP66/68

12V-24V IP66/68

W88

101/59,6/58,5mm

LED
lamp

101/59,6/58,5mm



408



409



available in ADR version

2



730



available in ADR version

3 4 5

W133

12V-24V IP66/68

12V|24V IP6K9K

W253

LED
lamp

80/30/24mm

548/155/36,5mm



982



2100

1 2 5 6



W50

12V-24V IP66/68

LED
lamp

98,2/93,1/81,3mm



243

daytime running light

W51, W89

12V-24V IP6K9K

237/20,5/22mm



271

DRL and position lamp

704

daytime running light

W85, W86, W96

12V-24V IP6K9K

LED
lamp

146,5/32,8/50mm



705

4 LEDs



706

32 LEDs



799

OPTIC FIBERS

daytime running lamps

W116 30, W116 ECO

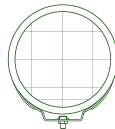
12V-24V IP66/68

235/245/132mm

LED
lamp



Road lamps with position light



869 30
869 ECO



870 30
870 ECO



871 30
871 ECO



872 30
872 ECO

options	reference mark	luminous intensity (candelas)
W116 30	30	130 000
W116 ECO	50	215 000



more at:
www.was.eu

Driving, fog and DRL lamps



W149

12V-24V IP66/68

12V-24V IP66/68

W176

Driving lamp

LED
lamp

Daytime running lamp



199/118/72mm



1226

162/108/46mm

1101

1101/I
cable with connection Superseal

W180, W181, W182, W183

12V-24V IP66/68

LED
lamp

Ø90/95,6mm



STANDARD	NEON	fog light	daytime running light
W180		x	1252
	W180N	x	1253
W181		1254	x
W182		1255	
		x	1355
	W182N	1256	
		x	1356
W183		1257	
		x	1357



W221

12V-24V IP66/68

LED
lamp

510.5/98/63mm

multifunctional front lamp or offroad

HIGH-BEAM LIGHT or
WORK LIGHT (OFFROAD version)

FRONT POSITION LIGHT or
DECORATION LIGHT (OFFROAD version)

WARNING LIGHT or FLASH LIGHT (OFFROAD version)
AMBER OR BLUE

REGULAR version

DARK version

SUPER DARK version



STANDARD version



amber warning light



top decoration light



DARK version



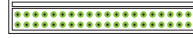
blue warning light



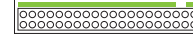
bottom decoration light



SUPER DARK version



focused work light



top light animation



high-beam light



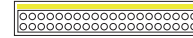
diffused work light



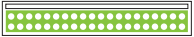
bottom light animation



position light A1



amber flash light



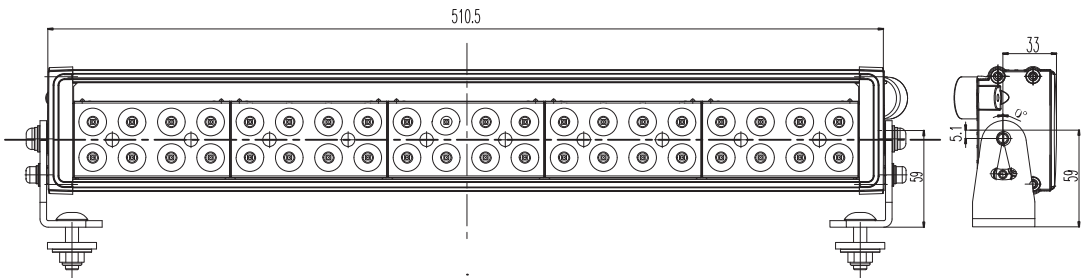
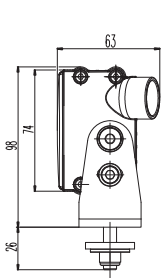
position light A2



blue flash light



position light A3



			warning light or flash light (for offroad version)								
			amber XA1			blue XB1			without		
			regular	dark	super dark	regular	dark	super dark	regular	dark	super dark
with approval for public road usage	high-beam light HR	without front position light	1544	1544 DARK	x	1545	1545 DARK	x	x	x	x
		with front position light A3	x	x	x	x	x	x	1540	1540 DARK	1540 S. DARK
		with front position light A2	1546	1546 DARK	1546 S. DARK	1547	1547 DARK	1547 S. DARK	x	x	x
		with front position light A1	x	x	x	x	x	x	1541	1541 DARK	1541 S. DARK
OFFROAD max power without approval for public road usage	work light focused W/L	with top - bottom light	x	x	x	x	x	x	1542 OFFROAD	1542 DARK OFFROAD	1542 S. DARK OFFROAD
	work light diffused W/L		x	x	x	x	x	x	1543 OFFROAD	1543 DARK OFFROAD	1543 S. DARK OFFROAD
	work light focused W/L	with bottom light	1548 OFFROAD	1548 DARK OFFROAD	1548 S. DARK OFFROAD	1550 OFFROAD	1550 DARK OFFROAD	1550 S. DARK OFFROAD	x	x	x
	work light diffused W/L		1549 OFFROAD	1549 DARK OFFROAD	1549 S. DARK OFFROAD	1551 OFFROAD	1551 DARK OFFROAD	1551 S. DARK OFFROAD	x	x	x
	work light focused W/L	top and bottom light animation	x	x	x	x	x	x	1552 OFFROAD	1552 DARK OFFROAD	1552 S. DARK OFFROAD
	work light diffused W/L		x	x	x	x	x	x	1553 OFFROAD	1553 DARK OFFROAD	1553 S. DARK OFFROAD
	work light focused W/L	bottom light animation	1554 OFFROAD	1554 DARK OFFROAD	1554 S. DARK OFFROAD	1556 OFFROAD	1556 DARK OFFROAD	1556 S. DARK OFFROAD	x	x	x
	work light diffused W/L		1555 OFFROAD	1555 DARK OFFROAD	1555 S. DARK OFFROAD	1557 OFFROAD	1557 DARK OFFROAD	1557 S. DARK OFFROAD	x	x	x
	work light focused W/L	top light on and bottom light animation	x	x	x	x	x	x	1558 OFFROAD	1558 DARK OFFROAD	1558 S. DARK OFFROAD
	work light diffused W/L		x	x	x	x	x	x	1559 OFFROAD	1559 DARK OFFROAD	1559 S. DARK OFFROAD
	work light focused W/L	bottom light on and top light animation	x	x	x	x	x	x	1560 OFFROAD	1560 DARK OFFROAD	1560 S. DARK OFFROAD
	work light diffused W/L		x	x	x	x	x	x	1561 OFFROAD	1561 DARK OFFROAD	1561 S. DARK OFFROAD



W222

12V-24V IP66/68

LED lamp

multifunctional front lamp or offroad

511/98/73mm

HIGH-BEAM LIGHT or
WORK LIGHT (OFFROAD version)



FRONT POSITION LIGHT or
DECORATION LIGHT (OFFROAD version)



WARNING LIGHT or FLASH LIGHT (OFFROAD version)
AMBER OR BLUE

REGULAR version



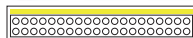
DARK version




SUPER DARK version



STANDARD version



amber warning light



top decoration light



DARK version



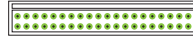
blue warning light



bottom decoration light



SUPER DARK version



focused work light



top light animation



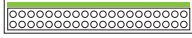
high-beam light



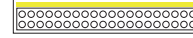
diffused work light



bottom light animation



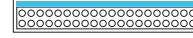
position light A1



amber flash light



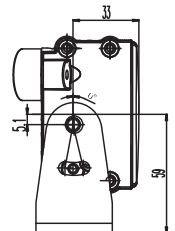
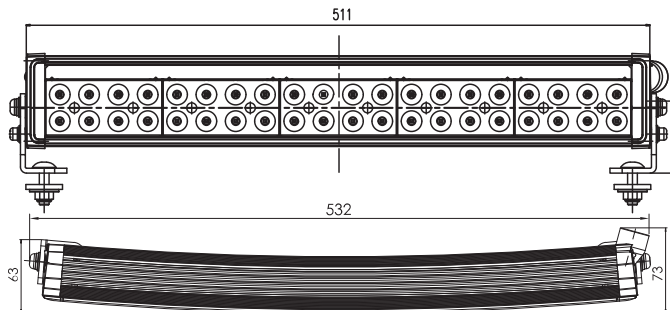
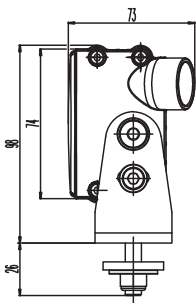
position light A2



blue flash light



position light A3



			warning light or flash light (for offroad version)								
			amber XA1			blue XB1			without		
			regular	dark	super dark	regular	dark	super dark	regular	dark	super dark
with approval for public road usage	high-beam light HR	without front position light	1566	1566 DARK	x	1567	1567 DARK	x	x	x	x
		with front position light A3	x	x	x	x	x	x	1562	1562 DARK	1562 S. DARK
		with front position light A2	1568	1568 DARK	1568 S. DARK	1569	1569 DARK	1569 S. DARK	x	x	x
		with front position light A1	x	x	x	x	x	x	1563	1563 DARK	1563 S. DARK
OFFROAD max power without approval for public road usage	work light focused W/L	with top - bottom light	x	x	x	x	x	x	1564 OFFROAD	1564 DARK OFFROAD	1564 S. DARK OFFROAD
	work light diffused W/L		x	x	x	x	x	x	1565 OFFROAD	1565 DARK OFFROAD	1565 S. DARK OFFROAD
	work light focused W/L	with bottom light	1570 OFFROAD	1570 DARK OFFROAD	1570 S. DARK OFFROAD	1572 OFFROAD	1572 DARK OFFROAD	1572 S. DARK OFFROAD	x	x	x
	work light diffused W/L		1571 OFFROAD	1571 DARK OFFROAD	1571 S. DARK OFFROAD	1573 OFFROAD	1573 DARK OFFROAD	1573 S. DARK OFFROAD	x	x	x
	work light focused W/L	top and bottom light animation	x	x	x	x	x	x	1574 OFFROAD	1574 DARK OFFROAD	1574 S. DARK OFFROAD
	work light diffused W/L		x	x	x	x	x	x	1575 OFFROAD	1575 DARK OFFROAD	1575 S. DARK OFFROAD
	work light focused W/L	bottom light animation	1576 OFFROAD	1576 DARK OFFROAD	1576 S. DARK OFFROAD	1578 OFFROAD	1578 DARK OFFROAD	1578 S. DARK OFFROAD	x	x	x
	work light diffused W/L		1577 OFFROAD	1577 DARK OFFROAD	1577 S. DARK OFFROAD	1579 OFFROAD	1579 DARK OFFROAD	1579 S. DARK OFFROAD	x	x	x
	work light focused W/L	top light on and bottom light animation	x	x	x	x	x	x	1580 OFFROAD	1580 DARK OFFROAD	1580 S. DARK OFFROAD
	work light diffused W/L		x	x	x	x	x	x	1581 OFFROAD	1581 DARK OFFROAD	1581 S. DARK OFFROAD
	work light focused W/L	bottom light on and top light animation	x	x	x	x	x	x	1582 OFFROAD	1582 DARK OFFROAD	1582 S. DARK OFFROAD
	work light diffused W/L		x	x	x	x	x	x	1583 OFFROAD	1583 DARK OFFROAD	1583 S. DARK OFFROAD



W223 PANTERA

12V-24V IP66/68


LED
lamp

multifunctional front lamp or offroad

538/98/104mm

HIGH-BEAM LIGHT or
WORK LIGHT (OFFROAD version)

FRONT POSITION LIGHT or
DECORATION LIGHT (OFFROAD version)



WARNING LIGHT or
FLASH LIGHT (OFFROAD version) AMBER OR BLUE



Double flash 129 FPM **R65**

REGULAR version



DARK version



SUPER DARK version



STANDARD version



high-beam light



work light



DARK version



position light A



top light animation



SUPER DARK version



amber warning light



top decoration light



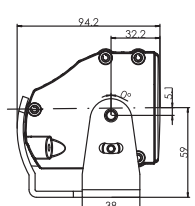
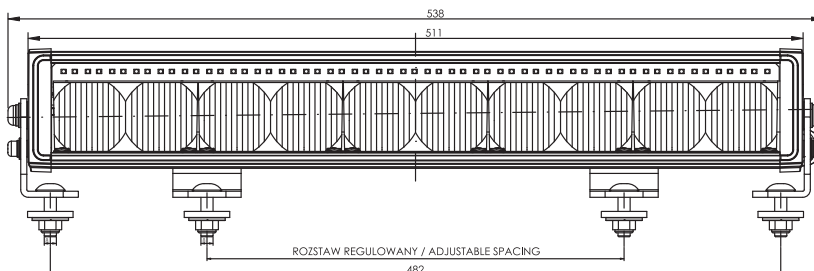
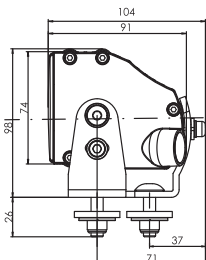
blue warning light



amber flash light



blue flash light






W223 PANTERA

			warning light or flash light (for offroad version)						
			amber XA1		blue XB1		without		
			regular	dark	regular	dark	regular	dark	super dark
with approval for public road usage	high-beam light HR	with front position light A	x	x	x	x	1584	1584 DARK	1584 S. DARK
		without front position light	1585	1585 DARK	1586	1586 DARK	x	x	x
OFFROAD max power without approval for public road usage	work light W/L	top light animation	x	x	x	x	1587 OFFROAD	1587 DARK OFFROAD	1587 S. DARK OFFROAD
		with top light	x	x	x	x	1588 OFFROAD	1588 DARK OFFROAD	1588 S. DARK OFFROAD
		without top light	1589 OFFROAD	1589 DARK OFFROAD	1590 OFFROAD	1590 DARK OFFROAD	x	x	x

12V-24V IP6K9K

W223 DOUBLE



	warning light					
	amber XA1		blue XB1		without	
	regular	dark	regular	dark	regular	dark
high-beam light HR	1594	1594 DARK	1595	1595 DARK	1593	1593 DARK



W224

12V-24V IP6K9K

lamps with road and front position light

129.2/91-104/74-98mm

1591

1591 DARK



1592

lamp with road, front position and amber warning light

LED
lamp

W239

12V-24V IP66/68

LED
lamp



1539

1539/I

Supersal connector

1539/II

Deutsch connector

Ø108/162/74mm

road lamp

W242

12V-24V IP6K9K

LED
lamp

**NEON
EFFECT**

132.9/43.9/18-25.4mm



1602

1602 N

daytime running lamps



12V-24V IP6K9K

W257

LED lamp

road and front position lamp,
with side position light or warning light



orange ring

transparent ring

white ring

BLACK

amber XA1

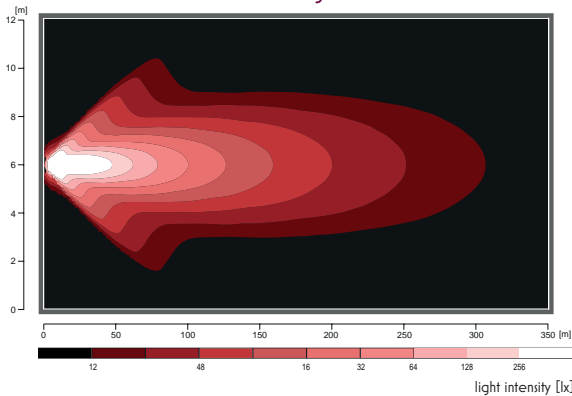
blue XB1

∅ 178,8/193,7/78mm

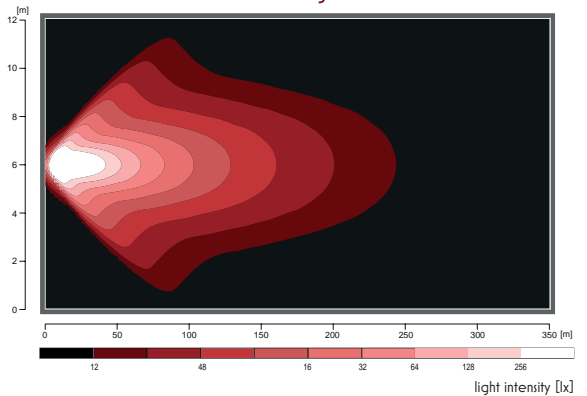
			front position light			side position light			warning light	
			white ring	transparent ring	BLACK	white ring	orange ring	BLACK	amber XA1	blue XB1
front position light	high-beam light HR	focused light	2176	2178	2176 BLACK	2180	2179	2179 BLACK	2249	2251
		diffused light	2183	2185	2183 BLACK	2187	2186	2186 BLACK	2250	2252

HIGH BEAM DISTRIBUTION DIAGRAM

focused light



diffused light





W268

12V-24V IP6K9K

road and front position lamp,
with side position light or warning light

LED
lamp



white ring

white ring

orange ring

BLACK

amber XA1

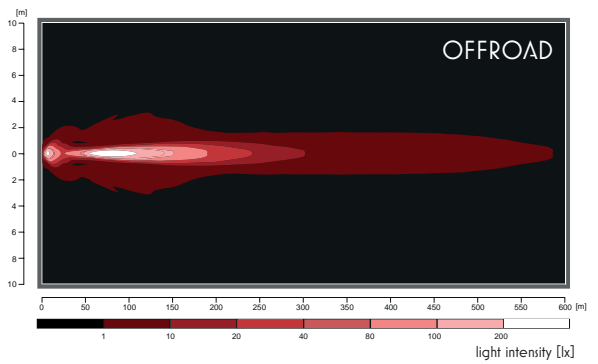
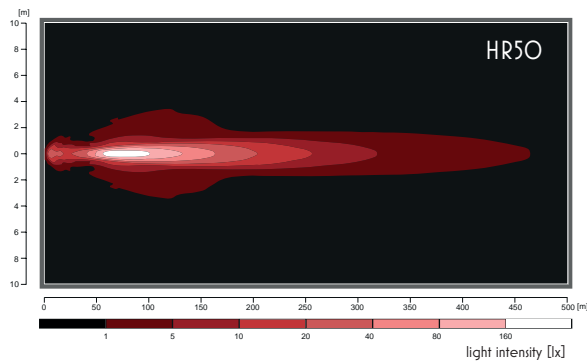
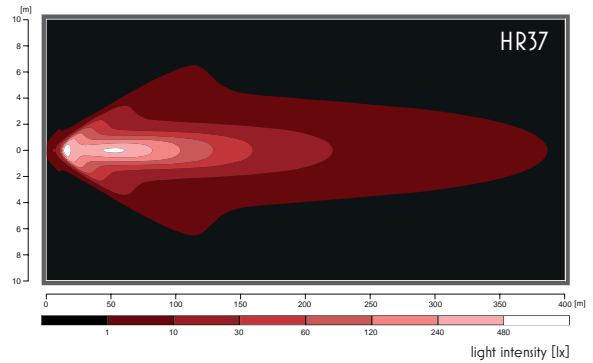
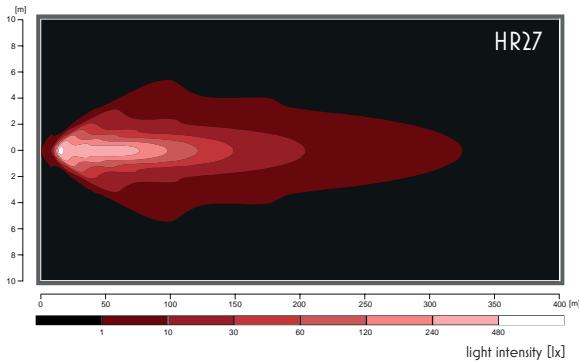
blue XB1

∅ 228/245/89mm

W268 9" driving lights		type of optics	inner position light - always white color - appears in all versions							
			outer ring - color of position light					warning light		
			front position light - white		side position light - amber			amber XA1	blue XB1	
			ring bialy	BLACK	ring żółty	BLACK	ring bialy			
with approval for public road usage	HR27	metalisied reflector, flood beam	2297	2297 BLACK	2298	2298 BLACK	2299	2300	2301	
			x	x	x	x	x	2300 BLACK	2301 BLACK	
	HR37		2304	2304 BLACK	2305	2305 BLACK	2306	2307	2308	
			x	x	x	x	x	2307 BLACK	2308 BLACK	
	HR50		lenses, spot beam	2351	2351 BLACK	2352	2352 BLACK	2353	2354	2355
				x	x	x	x	x	2354 BLACK	2355 BLACK
HR50 with a glowing lens effect	2357	2357 BLACK		2358	2358 BLACK	2359	2360 BLACK	2361 BLACK		
	2363	2363 BLACK		2364	2364 BLACK	2365	2366 BLACK	2367 BLACK		
OFFROAD with a glowing lens effect										

LED
lamp

HIGH BEAM DISTRIBUTION DIAGRAM



HR - High-beam light	W268 HR27	W268 HR37	W268 HR50	W268 OFF ROAD
Theoretical luminous flux	11700 lm	16700 lm	4700 lm	8100 lm
Luminous flux measured when the lamp is turned on	11 000 lm +/-10%	14 000 lm +/-10%	2500 lm +/-10%	4400 lm +/-10%
Luminous flux measured after 1 hour	9 500 lm +/-10%	12 500 lm +/-10%	2400 lm +/-10%	3800 lm +/-10%
Reference mark	30	37.5	50	N/A
Color temperature	5700 K	5700 K	5000 K	5000 K

Power consumption	LED	12V/24V
W268/HR27	36	96W
W268/HR37	36	108W
W268/HR50	24	52W
W268/OFFROAD	24	110W
W268N/AD-1	18	3.1W
Warning light	54	45W



Single-functional front and rear lamps

more at:
www.was.eu



WE-93

12V|24V IP54

Bulb lamps

15
reversing lamp

17
indicator



Ø91/72mm

16
stop lamp

W10, W11, W12, W13, W14

12V|24V IP56



Bulb lamps

W83, W84

12V|24V IP56

fog lamps

reversing lamps



Bulb lamps



more at:
www.was.eu

Single-functional front and rear lamps



W108

12V-24V IP 66/68

LED
lamp

12V-24V IP 66/68

W177



806



1227

Reversing lamps

W178

12V-24V IP66/68

LED
lamp

12V-70V IP6K9K

W263



1228

76/116/36mm



2172

Reversing lamps

12V-24V IP6K9K

W241N

NEON
EFFECT

Reversing lamp

132,9/43,9/18-44mm

LED
lamp



1601 N

833 lm



Single-functional front and rear lamps

more at:
www.was.eu



W262

12V|24V IP6K9K

SAE This lamp is SAE approved, for USA application



2173
reversing lamps

W28

12V-24V IP66/68

333/32/30,1mm

stop lamps

LED
lamp

12V-24V IP6K9K

W87

cat. 53

237/20,5/22mm



146.1.53 (12V) **147.1.53** (24V)

146.3.53 (12V) **147.3.53** (24V)

146.2.53 (12V) **147.2.53** (24V)



681
lens clear

682
red lens

W159, W200, W207

12V-24V IP66/68

stop lamps

LED
lamp

**NEON
EFFECT**

1405 (W200)
clear lens

1405KR (W200)
red lens
cat. 51



333/30,1/32mm

237/20,5/22mm

213,4/20,6/10,4mm



1142 (W159)
mounting behind the windscreen
mounted also vertically
cat. 53



237/20,5/22mm

213,4/20,6/10,4mm



1395 (W207)
clear lens

1395KR (W207)
red lens
cat. 53



more at:
www.was.eu

Single-functional front and rear lamps



W160

12V-24V IP 66/68

12V-24V IP 66/68

W173DD

237/20,5/22mm

LED
lamp
**NEON
EFFECT**

237/20,5/22mm



stop lamp

1143

mounted also vertically
cat. 53

1217DD
dynamic indicator

W258

12V IP6K9K

12V-24V IP6K9K

W260

84/24/25mm

LED
lamp

535,4/28,4/33,5mm

2077
reversing lamp

770 lm



2059

brake lamp, cat. 53



2345

front or rear indicator lamp

2079

stop lamp, cat. 53

LED
lamp

12V-24V IP6K9K

W291, W292

535,4/28,4/33,5mm

119/52/36mm

139/50/36mm



2228 (W291)
maneuvering lamp

2229 (W292)
maneuvering lamp



W230, W230DD

12V-24V IP6K9K

 238/20,6/10,4mm

LED
lamp



dynamic indicator

1503

static indicator

1502

W179

12V-24V IP6K9K

 114/40-63/40mm


LED
lamp



1251

12V-24V IP6K9K

W231

 238/20,6/10,4mm



1504

lamps with rear position and stop lights

W232, W232DD

12V-24V IP6K9K

 238/20,6/10,4mm

LED
lamp



1505

1506 DD

3 function lamp with stop, rear position and static or dynamic indicator




more at:
www.was.eu

Multifunction rear lamps



12V-24V IP6K9K

W73

 237/20,5/22mm

LED
lamp




410

lamp with stop light, position light and indicator

12V-24V IP6K9K

W73ARF

 237/20,5/22mm

LED
lamp



556

lamp with reverse light and fog light

W83D, W84D, W111, W139

12V-24V IP66/68

LED
lamp

 107,4/46,7/23mm



only W111 available in ADR version



700KR (W83D)

fog lamps



700 (W83D)



702 (W84D)

reversing lamp



821 (W111)

lamp with stop light, position light and indicator



1077 (W139)

stop lamp cat. 53



Multifunctional rear lamps

more at:
www.was.eu



W90, W98-W101, W114

12V-24V IP6K9K

146,5/32,8/50mm

747 (W98)

lamp with stop light, position light and indicator

749 (W100)

lamp with reverse light

823 (W114)

front lamp with position light and indicator

LED
lamp



707 (W90)

front lamp with position light and indicator

748 (W99)

lamp with fog light

750 (W101)

lamp with fog light and reverse light

823KR (W114)

front lamp with position light and indicator

W30-W35

12V|24V IP66/68

LED
lamp

Ø115/38,6mm

166 (W30) (12V)

167 (W30) (24V)
position lamps with stop light

174 (W34) (12V)

175 (W34) (24V)
position lamps

176 (W35) (12V)

177 (W35) (24V)
stop lamps



169 (W31) (12V-24V)
fog lamp

172 (W33) (12V) **173** (W33) (24V)
reverse lamps

170 (W32) (12V) **171** (W32) (24V)
indicators

W41-W43

IP66/68

LED
lamp

Ø115/38,6mm



226 (W41) (12V-24V) **2270** (W41) (12V) **2280** (W41) (24V)

lamps with stop light, position light and indicator

214 (W42) (12V-24V)

215 (W43) (12V) **216** (W43) (24V)

position lamps with indicator



more at:
www.was.eu

Multifunction rear lamps



WE549, WE549d, WE549dz

Lamps with lights: stop, position and indicator

12V|24V

287,5/100,5/65mm

LED
lamp

BULB (IP54)

LED (IP66/68)

LED (IP66/68) & BULB (IP54)



03 (WE549L)
LEFT

04 (WE549P)
RIGHT

479 (WE549dL)
LEFT

480 (WE549dP)
RIGHT

481 (WE549dzL)
LEFT

482 (WE549dzP)
RIGHT

with license plate light

with license plate light

with license plate light

WE551, WE551d, WE551dz

Lamps with stop light, position light, reflecting device and indicator

12V|24V

287,5/100,5/65mm

LED
lamp

BULB (IP54)

LED (IP66/68)

LED (IP66/68) & BULB (IP54)



07 (WE551L)
LEFT

08 (WE551P)
RIGHT

483 (WE551dL)
LEFT

484 (WE551dP)
RIGHT

485 (WE551dzL)
LEFT

486 (WE551dzP)
RIGHT

with license plate light

with license plate light

with license plate light

WO72u, WO72ud, WO72udz

Lamps with lights: stop, position and indicator

12V|24V


200/70/60mm

LED
lamp

BULB (IP54)

LED (IP66/68)

LED (IP66/68) & BULB (IP54)



40 (WO72u)
UNIVERSAL

487 (WO72ud)
UNIVERSAL

488 (WO72udz)
UNIVERSAL



Multifunctional rear lamps


more at:
www.was.eu



W18u, W18ud, W18udz

12V|24V

Lamps with lights: stop, position and indicator



BULB (IP54)



92 (W18u)
UNIVERSAL
with license plate light

LED (IP66/68)



475 (W18ud)
UNIVERSAL
with license plate light

476 (W18ud)
UNIVERSAL

LED (IP66/68) & BULB (IP54)




477 (W18udz)
UNIVERSAL
with license plate light

478 (W18udz)
UNIVERSAL

W16

12V|24V IP54



Lamps with lights: stop, position and indicator

72 (W16L)
with license plate light

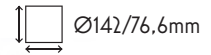
73 (W16P)



Bulb lamps

12V|24V IP54

W19




94 (W19L)
with license plate light

95 (W19P)



W19D, W59D

IP66/68



LED
lamp



W19D



W59D



W19D „slim”



W59D „slim”

functions	lights: stop, position and indicator	
	W19D	W19D „slim”
12V-24V	232	288
12V + load	2330	2890
24V + load	2340	2900

functions	lights: reverse and fog	
	W59D	W59D „slim”
12V	272	291
24V	273	292

„O” - LOAD IS ONLY FOR THE INDICATOR



more at:
www.was.eu

Multifunction rear lamps



12V-24V IP66/68




available in ADR version





W91-W95

LED
lamp

W91



MIRROR
the lens is metalized from inside



functions	lights: stop, position and indicator								lights: stop, position, reverse, fog and indicator				
	W91				W93		W95		W92			W94	
	731	732	733 MIRROR	734	739	740	743	744	736	737	738	741	742
+ RING	751	752	753 MIRROR	754	759	760	763	764	756	757	758	761	762



W153DD, W154

IP6K9K

LED
lamp

Ø142/55-65mm



W153



W153DD



W154 (2LED)



W154 (12LED)

functions	lights: stop, position and indicator	
	W153	W153DD
12V-24V	1128	1129
12V-24V + WAS	1128 WAS	1129 WAS
12V + load	1128 O12	1129 O12
24V + load	1128 O24	1129 O24

„O” - LOAD IS ONLY FOR THE INDICATOR

functions	lights: position, reverse and fog	
	2 LED	12 LED
12V-24V	1130 2F	1130 12F
12V-24V + WAS	1130 2F WAS	1130 12F WAS



available in ADR version

W153DD BLACK, W154 BLACK

LED
lamp

12V-24V IP6K9K

Ø142/55-65mm



W153 BLACK



W153DD BLACK



W154 BLACK (2LED)



W154 BLACK (12LED)

functions	lights: stop, position and indicator	
	W153	W153DD
12V-24V	1128 BLACK	1129 BLACK
12V-24V + WAS	1128 BLACK WAS	1129 BLACK WAS
12V + load	1128 BLACK O12	1129 BLACK O12
24V + load	1128 BLACK O24	1129 BLACK O24

„O” - LOAD IS ONLY FOR THE INDICATOR

functions	lights: position, reverse and fog	
	2 LED	12 LED
12V-24V	1130 BLACK 2F	1130 BLACK 12F
12V-24V + WAS	1130 BLACK 2F WAS	1130 BLACK 12F WAS



available in ADR version



more at:
www.was.eu

Multifunction rear lamps



12V-24V IP6K9K
Ø142/55mm

W191DD, W192, W193DD

LED
lamp



W191

W192

W193

W191DD

W193DD

available in ADR version



functions	lights: stop, position and indicator		lights: position, reverse and fog		lights: stop, position, reverse, fog and indicator	
	W191	W191DD	W192	W193	W193DD	
	universal				left	right
12V 24V	1350	1353 DD	1351	1352	1354 DD L	1354 DD P
12V + load	1350 O12	1353 DD O12	x	1352 O12	1354 DD L O12	1354 DD P O12
24V + load	1350 O24	1353 DD O24	x	1352 O24	1354 DD L O24	1354 DD P O24

„O” - LOAD IS ONLY FOR THE INDICATOR

W191DD BLACK

LED
lamp

12V-24V IP6K9K
Ø142/55mm



W191 BLACK

W191DD BLACK

functions	lights: stop, position and indicator	
	W191 BLACK	W191DD BLACK
	universal	
12V 24V	1350 BLACK	1353 DD BLACK
12V + load	1350 BLACK O12	1353 DD BLACK O12
24V + load	1350 BLACK O24	1353 DD BLACK O24

„O” - LOAD IS ONLY FOR THE INDICATOR



available in ADR version



W191 RED, W191 SAE

12V-24V IP6K9K

LED
lamp

Ø142/55mm



1350 RED

available in ADR version



1350 SAE

SAE

This lamp is SAE approved, for USA application

W208DD, W209, W210DD

12V-24V IP6K9K

LED
lamp

Ø142/60mm



W208

W209

W210

functions	lights: stop, position and indicator		lights: position, reverse and fog	lights: stop, position, reverse, fog and indicator		
	W208	W208DD	W209	W210	W210DD	
	universal				left	right
12V 24V	1435 L/P	1438 DD L/P	1436 L/P	1437 L/P	1439 DD L	1439 DD P
12V + load	1435 L/P O12	1438 DD L/P O12	x	1437 L/P O12	1439 DD L O12	1439 DD P O12
24V + load	1435 L/P O24	1438 DD L/P O24	x	1437 L/P O24	1439 DD L O24	1439 DD P O24

„O“ - LOAD IS ONLY FOR THE INDICATOR



more at:
www.was.eu

Multifunctional rear lamps



12V-24V IP66/68

W132

LED
lamp
in honeycomb
form



Ø150/37,5mm

SAE This lamp is SAE approved, for USA application

981
lights: stop and indicator

12V-24V IP66/68

W141, W142

Ø150/37,5mm

LED
lamp
in honeycomb
form



1082* **1082/I****

W141
fog lamps



1083* **1083/I****

W142
reverse lamps

* mounted on 3 screws
** back casing with screws

12V-24V IP66/68

W156

Ø150/37,5mm

LED
lamp
in honeycomb
form



1132* **1132/I****

W156
indicators



1132N* **1132N/I****

* mounted on 3 screws
** back casing with screws



W131 & W131Y

12V-24V IP66/68

Ø150/37,5mm

LED
lamp
in honeycomb
form



* montaż na 3 wkręty

** tylna obudowa ze śrubami

2235* **2235/I****
W131 Y
lights: stop, position and
indicator

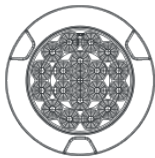
980* **980/I****
W131
lights: stop, position and
indicator

980 ECO* **2235* BLACK YELLOW**
W131
lights: stop, position and
indicator

2235/I BLACK YELLOW**
W131 Y
lights: stop, position and
indicator

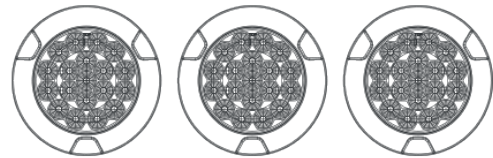
W131

W131 series lamps are mounted individually



W131 Y

W131 Y series lamps are mounted in a group of 3 pieces



W147, W155

12V-24V IP66/68

Ø150/37,5mm



* mounted on 3 screws

** back casing with screws

1092* **1092/I****
W147
lights: reverse and fog

1131* **1131/I****
W155
lights: stop and position

LED
lamp
in honeycomb
form



more at:
www.was.eu

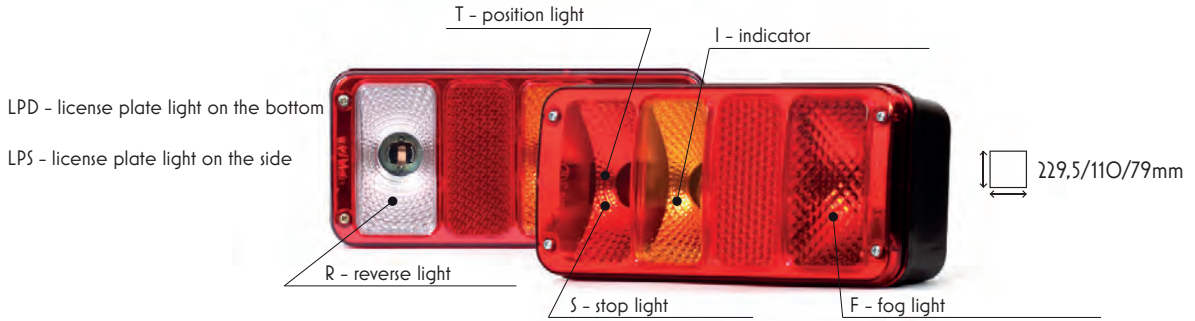
Multifunction rear lamps



12V|24V IP54

W29, W29.1

Bulb lamps



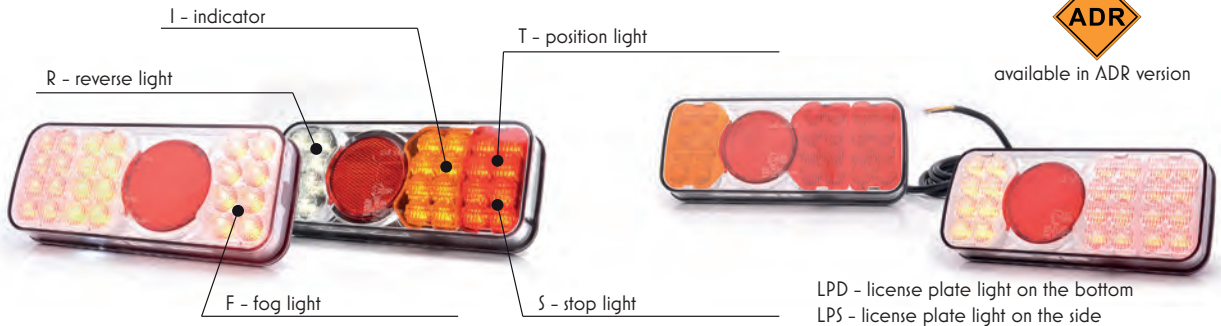
license plate light	W29		W29.1			
	T/S/I/F	T/S/I/R	T/S/I		T/S/I	
	+ reflecting device					
	left	right	left	universal	left	universal
LPD	185	x	192	x	195	x
LPS	186	189	x	193	x	196
without	187	190	x	194	x	197

12V-24V IP6K9K

LED
lamp

200,5/85/79mm

W66, W67



license plate light	W66				W67			
	T/S/I/F		T/S/I/R		T/S/I			
	left		right		left		universal	
		KR		KR		KR		KR
LPD	311	311KR	x	x	316	316KR	x	x
LPS	312	312KR	314	314KR	x	x	317	317KR
without	313	313KR	315	315KR	x	x	318	318KR

KR - individual lenses are in color of lights
without KR - all lenses are transparent/white



W187DD

12V-24V IP6K9K

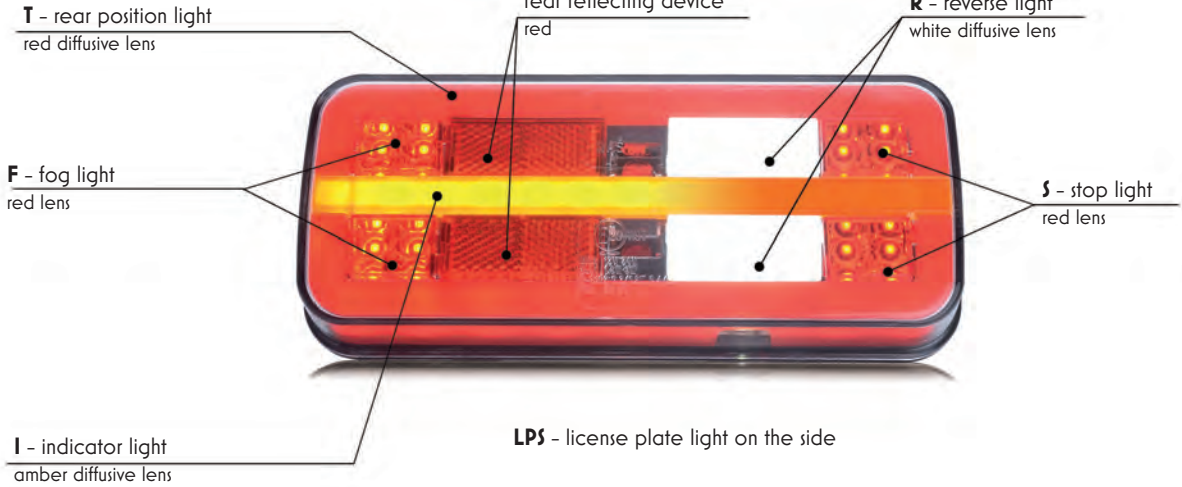
LED
lamp

**NEON
EFFECT**



available in ADR version

200,5/85,3/61,1mm



functions	license plate light	assembly side	W187			W187DD		
			cable	load 12V	load 24V	cable	load 12V	load 24V
5 T/S/I/F/R	LPS	universal	1310 L/P	1310 L/P O12	1310 L/P O24	1322 DD L/P	1322 DD L/P O12	1322 DD L/P O24
	without		1312 L/P 2066 L/P SAE	1312 L/P O12	1312 L/P O24	1324 DD L/P	1324 DD L/P O12	1324 DD L/P O24
4 T/S/I/F	LPS		1313 L/P	1313 L/P O12	1313 L/P O24	1325 DD L/P	1325 DD L/P O12	1325 DD L/P O24
	without		1315 L/P	1315 L/P O12	1315 L/P O24	1327 DD L/P	1327 DD L/P O12	1327 DD L/P O24
4 T/S/I/R	LPS		1316 L/P	1316 L/P O12	1316 L/P O24	1328 DD L/P	1328 DD L/P O12	1328 DD L/P O24
	without		1318 L/P	1318 L/P O12	1318 L/P O24	1330 DD L/P	1330 DD L/P O12	1330 DD L/P O24
3 T/S/I	LPS		1319 L/P	1319 L/P O12	1319 L/P O24	1331 DD L/P	1331 DD L/P O12	1331 DD L/P O24
	without		1321 L/P	1321 L/P O12	1321 L/P O24	1333 DD L/P	1333 DD L/P O12	1333 DD L/P O24



open cable

5 lights: 200cm
4 lights: 200cm
3 lights: 200cm

SAE only lamp **2066 L/P SAE**
is SAE approved, for USA application



more at:
www.was.eu

Multifunctional rear lamps

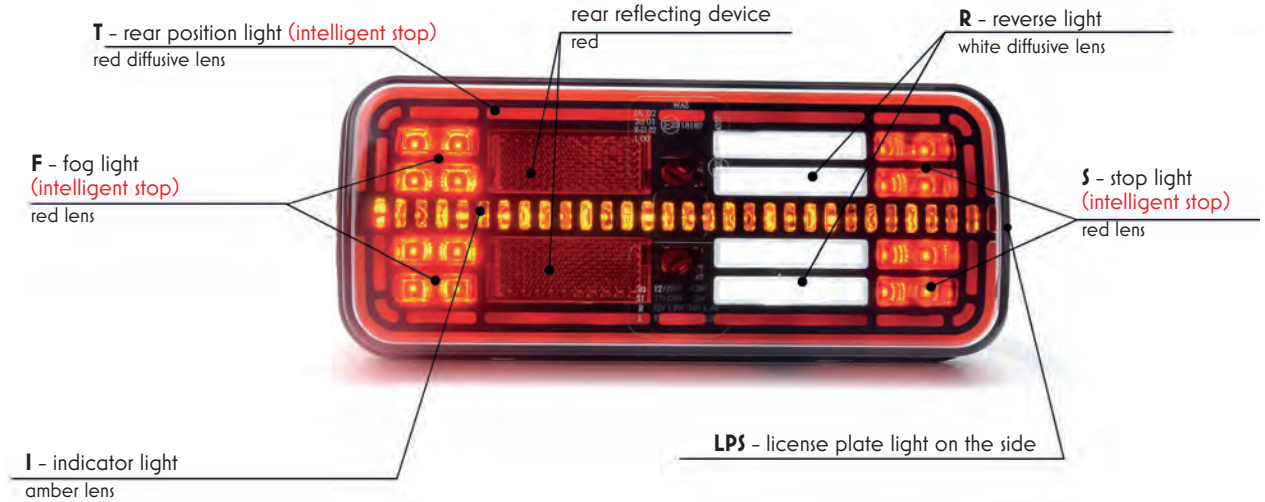


12V-24V IP6K9K

W194DD

200,5/85,3/61,1mm

LED
lamp



functions	license plate light	assembly side	W194			W194DD		
			cable	load 12V	load 24V	cable	load 12V	load 24V
5 T/S/I/F/R	LPS	universal	1358 L/P	1358 L/P O12	1358 L/P O24	1370 DD L/P	1370 DD L/P O12	1370 DD L/P O24
	without		1360 L/P	1360 L/P O12	1360 L/P O24	1371 DD L/P	1371 DD L/P O12	1371 DD L/P O24
4 T/S/I/F	LPS		1361 L/P	1361 L/P O12	1361 L/P O24	1373 DD L/P	1373 DD L/P O12	1373 DD L/P O24
	without		1362 L/P	1362 L/P O12	1362 L/P O24	1374 DD L/P	1374 DD L/P O12	1374 DD L/P O24
4 T/S/I/R	LPS		1364 L/P	1364 L/P O12	1364 L/P O24	1376 DD L/P	1376 DD L/P O12	1376 DD L/P O24
	without		1365 L/P	1365 L/P O12	1365 L/P O24	1377 DD L/P	1377 DD L/P O12	1377 DD L/P O24
3 T/S/I	LPS		1367 L/P	1367 L/P O12	1367 L/P O24	1379 DD L/P	1379 DD L/P O12	1379 DD L/P O24
	without		1368 L/P	1368 L/P O12	1368 L/P O24	1380 DD L/P	1380 DD L/P O12	1380 DD L/P O24



load

Cable in lamp for connecting extra load with 2 pin Superseal connector Extra load 12V or 24V with Superseal plug




W21

12V|24V IP56

232/141,5/51,5mm

Bulb lamps



functions	T/S/I/F	T/S/I/R	T/S/I
	+ LPS + reflecting device		
left	114	114A	114B
right	115	115A	115B

W70

12V|24V IP56

Bulb lamps

232/142/59mm



functions	T/S/I/F/R	T/S/I/F	T/S/I/R	T/S/I
	+ reflecting device	+ LPS + reflecting device		
left	387C	387	387A	387B
right	388C	388A	388	388B



more at:
www.was.eu

Multifunction rear lamps



12V-24V IP66/68

W70D

232/142/59mm

LED lamps



LED
lamp


functions	T/S/I/F/R	T/S/I/F	T/S/I/R	T/S/I
	+ reflecting device	+ LPS + reflecting device		
left	391	393	x	394
right	392	396	395	397

12V|24V IP56

W70DŻ

232/142/59mm

bulb-LED lamps



functions	license plate light	bulb - I/F/R i LED - T/S		bulb - I i LED - T/S/F/R	
		+ reflecting device			
		left	right	left	right
T/S/I/F/R	without	398	399	800	801
T/S/I/F	LPS	400	404	802	805
T/S/I/R	LPS	401	403	803	804
T/S/I	LPS	402	405	x	x





W124, W125

12V/24V IP56

242/134/58mm

Bulb lamps

- I** - indicator light
amber transparent lens
- R** - reverse light
transparent lens
- S** - stop light
red transparent lens
- T** - rear position light
red transparent lens
- F** - fog light
red transparent lens
- rear retro-reflector
red reflector



LPS - license plate light on the side

functions	license plate light	W124 with hexagonal reflector				W125 with triangular reflector			
		left		right		left		right	
		lamp	lens	lamp	lens	lamp	lens	lamp	lens
4 T/S/I/F	LPS	911	913	912A	914A	907	909	908A	910A
4 T/S/I/R	LPS	911A	913A	912	914	907A	909A	908	910
3 T/S/I	LPS	911B	913B	912B	914B	907B	909B	908B	910B
5 T/S/I/F/R	without	911C	913C	912C	914C	907C	909C	908C	910C

W124d, W125d

12V-24V IP56/68

242/134/36,5mm

Lampy LEDowe

LED
lamp

- I** - indicator light
amber transparent lens
- R** - reverse light
transparent lens
- S** - stop light
red transparent lens
- T** - rear position light
red transparent lens
- F** - fog light
red transparent lens
- rear retro-reflector
red reflector



LPS - license plate light on the side

functions	license plate light	protection	W124d with hexagonal reflector				W125d with triangular reflector			
			left		right		left		right	
			lamp	lens	lamp	lens	lamp	lens	lamp	lens
5 T/S/I/F/R	without	Standard	939	955	940	956	915	931	916	932
		IP68	939/IP68		940/IP68		915/IP68		916/IP68	
4 T/S/I/F	LPS	Standard	941	955A	945	956A	917	931A	921	932A
		IP68	941/IP68		945/IP68		917/IP68		921/IP68	
4 T/S/I/R	LPS	Standard	942	955A	944	956A	918	931A	920	932A
		IP68	942/IP68		944/IP68		918/IP68		920/IP68	
3 T/S/I	LPS	Standard	943	955A	946	956A	919	931A	922	932A
		IP68	943/IP68		946/IP68		919/IP68		922/IP68	



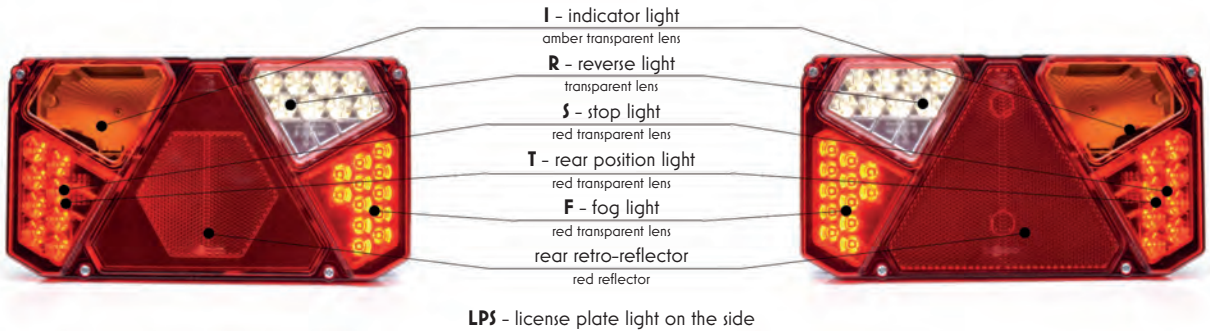
12V|24V IP56/68

W124dz, W125dz

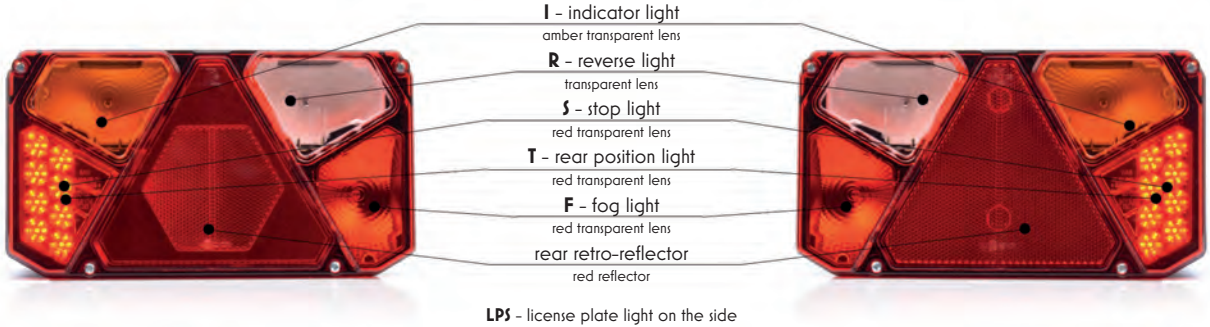
Hybrid lamps

242/134/58mm

Bulb for I and LED for T/S/R/F



Bulb for R/F/I and LED for T/S



functions	license plate light	W124dz with hexagonal reflector								W125dz with triangular reflector							
		bulb - R/F/I and LED - T/S				bulb - I and LED - T/S/R/F				bulb - R/F/I and LED - T/S				bulb - I and LED - T/S/R/F			
		left		right		left		right		left		right		left		right	
		lens		lens		lens		lens		lens		lens		lens		lens	
		957	957A	958	958A	973*	973A	974	974A	933	933A	934	934A	965	965A	966	966A
5 T/S/I/F/R	without	947	x	948	x	967	x	968	x	923	x	924	x	959	x	960	x
4 T/S/I/F	LPS	x	949	x	953	x	969	x	972	x	925	x	929	x	961	x	964
4 T/S/I/R	LPS	x	950	x	952	x	970	x	971	x	926	x	928	x	962	x	963
3 T/S/I	LPS	x	951	x	954	x	x	x	x	x	927	x	930	x	x	x	x



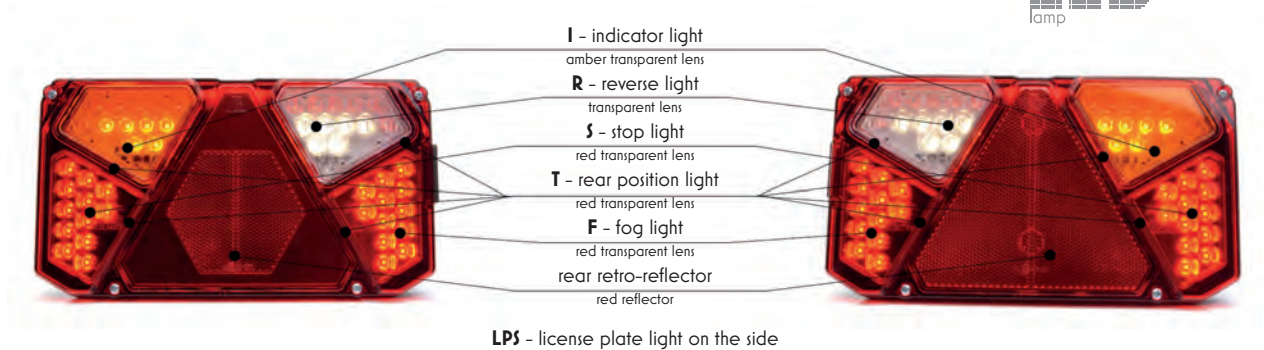
W124de, W125de

Full LED lamps - outline position light

12V-24V IP56/68

242/134/36,5mm

LED
lamp



functions	license plate light	protection	W124de with hexagonal reflector				W125de with triangular reflector			
			left		right		left		right	
			lamp	lens	lamp	lens	lamp	lens	lamp	lens
5 T/S/I/F/R	without	Standard	1003	1003KL	1004	1004KL	995	995KL	996	996KL
		IP68	1003/IP68	1003KL	1004/IP68	1004KL	995/IP68	995KL	996/IP68	996KL
4 T/S/I/F	LPS	Standard	1005	1005KL	1009	1009KL	997	997KL	1001	1001KL
		IP68	1005/IP68	1005KL	1009/IP68	1009KL	997/IP68	997KL	1001/IP68	1001KL
4 T/S/I/R	LPS	Standard	1006	1006KL	1008	1008KL	998	998KL	1000	1000KL
		IP68	1006/IP68	1006KL	1008/IP68	1008KL	998/IP68	998KL	1000/IP68	1000KL
3 T/S/I	LPS	Standard	1007	1007KL	1010	1010KL	999	999KL	1002	1002KL
		IP68	1007/IP68	1007KL	1010/IP68	1010KL	999/IP68	999KL	1002/IP68	1002KL



without license plate light on the side



with license plate light on the side



more at:
www.was.eu

Multifunction rear lamps



12V-24V IP56/68

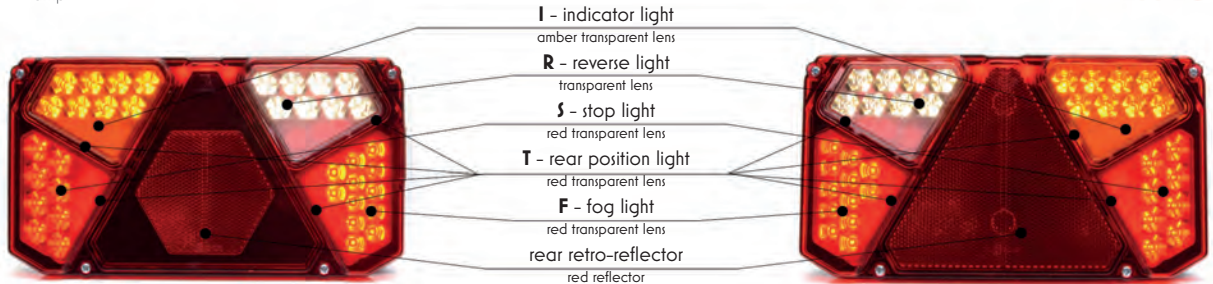
W124dn, W125dn

Full LED lamps - neon position light

242/134/36.5mm

LED
lamp

NEON
EFFECT



LPS - license plate light on the side

functions	license plate light	protection	W124dn with hexagonal reflector				W125dn with triangular reflector			
			left		right		left		right	
			lamp	lens	lamp	lens	lamp	lens	lamp	lens
5 T/S/I/F/R	without	Standard	1O19	1O19KL	1O20	1O20KL	1O11	1O11KL	1O12	1O12KL
		IP68	1O19/IP68	1O20/IP68	1O20KL	1O11/IP68	1O11KL	1O12/IP68	1O12KL	
4 T/S/I/F	LPS	Standard	1O21	1O21KL	1O25	1O25KL	1O13	1O13KL	1O17	1O17KL
		IP68	1O21/IP68	1O25/IP68	1O25KL	1O13/IP68	1O13KL	1O17/IP68	1O17KL	
4 T/S/I/R	LPS	Standard	1O22	1O22KL	1O24	1O24KL	1O14	1O14KL	1O16	1O16KL
		IP68	1O22/IP68	1O24/IP68	1O24KL	1O14/IP68	1O14KL	1O16/IP68	1O16KL	
3 T/S/I	LPS	Standard	1O23	1O23KL	1O26	1O26KL	1O15	1O15KL	1O18	1O18KL
		IP68	1O23/IP68	1O26/IP68	1O26KL	1O15/IP68	1O15KL	1O18/IP68	1O18KL	



without license plate light on the side



with license plate light on the side

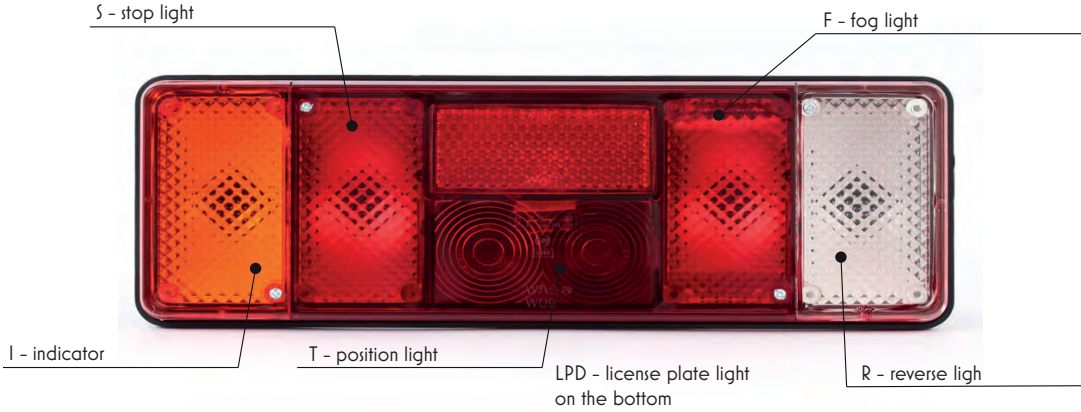


WO9

12V|24V IP56

387/137/81mm

Bulb lamps




functions	left	right
	+ reflecting device	
	+ LPD	
T/S/I/F/R	53	54

WO9d

12V|24V IP56

387/137/81mm

Bulb-LED lamps



functions	12V		24V	
	left	right	left	right
T/S/I/F/R	110	111	106	107




12V|24V IP56/68

W26

232/142/59mm

Bulb lamps




functions	T/S/I/F/R + marker light				lens
			+ Schlemmer connection		
	+ side position light		+ side position light		
left + LPD	153	155	157	159	161
right	154	156	158	160	

12V|24V IP56

W26dz

232/142/59mm

Bulb-LED lamps



functions	T/S/I/F/R + marker light				lens
			+ Schlemmer connection		
	+ side position light		+ side position light		
left + LPD	656	658	660SZ	662SZ	664
right	657	659	661SZ	663SZ	



W39, W39+W48, W39+W49

12V|24V IP66/68

LED
lamp

480/146,5/75mm



functions	voltage	options	left		right	
				+ load		+ load
T/S/I/F/R	12V		204	204O	206	206O
	24V		205	205O	207	207O
T/S/I/F/R + side position light W48	12V		345	345O	347	347O
		Schlemmer	345SZ	345OSZ	347SZ	347OSZ
	24V		346	346O	348	348O
		Schlemmer	346SZ	346OSZ	348SZ	348OSZ
T/S/I/F/R + side position light W49	12V		349	349O	351	351O
		Schlemmer	349SZ	349OSZ	351SZ	351OSZ
	24V		350	350O	352	352O
		Schlemmer	350SZ	350OSZ	352SZ	352OSZ

W39ż, W39ż+W48, W39ż+W49

12V|24V IP56

Bulb lamps

480/146,5/75mm



functions	light source	options	left	right
T/S/I/F/R	bulb		248	249
T/S/I/F/R + side position light W48			361	362
		Schlemmer	361ŻSZ	362ŻSZ
T/S/I/F/R + side position light W49			363	364
		Schlemmer	363ŻSZ	364ŻSZ



more at:
www.was.eu

Multifunctional rear lamps



W39dz, +W48, +W49

Bulb-LED lamps

12V|24V IP56

480/146,5/75mm



functions	options	left		right	
		12V	24V	12V	24V
T/S/I/F/R		250	252	251	253
T/S/I/F/R + side position light W48		371	372	373	374
	Schlemmer	371ŽSZ	372ŽSZ	373ŽSZ	374ŽSZ
T/S/I/F/R + side position light W49		375	376	377	378
	Schlemmer	375ŽSZ	376ŽSZ	377ŽSZ	378ŽSZ

W40, W40+W48, W40+W49

12V|24V IP66/68

480/146,5/75mm

LED
lamp



functions	voltage	options	left		right	
				+ load		+ load
T/S/I/F/R	12V		208	2080	210	2100
	24V		209	2090	211	2110
T/S/I/F/R + side position light W48	12V		353	3530	355	3550
		Schlemmer	353SZ	353OSZ	355SZ	355OSZ
	24V		354	3540	356	3560
		Schlemmer	354SZ	354OSZ	356SZ	356OSZ
T/S/I/F/R + side position light W49	12V		357	3570	359	3590
		Schlemmer	357SZ	357OSZ	359SZ	359OSZ
	24V		358	3580	360	3600
		Schlemmer	358SZ	358OSZ	360SZ	360OSZ



W40z, +W48, +W49

12V|24V IP56

Bulb lamps

480/146,5/75mm



functions	light source	options	left + LPD		right
			12V	24V	12/24V
T/S/I/F/R	bulb		254	255	256
T/S/I/F/R + side position light W48	bulb LED		365	366	367
T/S/I/F/R + side position light W49		Schlemmer	365ŽSZ	366ŽSZ	367ŽSZ
			368	369	370
		Schlemmer	368ŽSZ	369ŽSZ	370ŽSZ

W40dz, +W48, +W49

12V|24V IP56

LED
lamp

480/146,5/75mm



functions	options	left + LPD		right	
		12V	24V	12V	24V
T/S/I/F/R		257	259	258	260
T/S/I/F/R + side position light W48		379	380	381	382
	Schlemmer	379ŽSZ	380ŽSZ	381ŽSZ	382ŽSZ
T/S/I/F/R + side position light W49		383	384	385	386
	Schlemmer	383ŽSZ	384ŽSZ	385ŽSZ	386ŽSZ

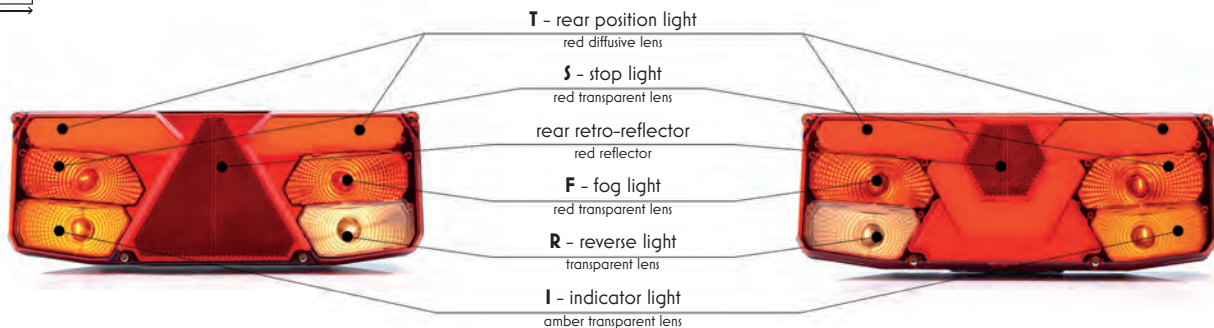


12V|24V IP56/68

W137, W138

Lampy żarówkowo-LEDowe

480/146,5/75mm



LPD - license plate light on the bottom*

functions	W137 with triangular reflector		W138 with hexagonal reflector	
	left (+ LPD)*	right	left + LPD	right
	lens 1029KL	lens 1032KL	lens 1053KL*	lens 1056KL
§ T/S/I/F/R	1029	1032	1053	1056
§ T/S/I/F/R + position lamp W44	1030	1033	1054	1057
§ T/S/I/F/R + position lamp W48	1031	1034	1055	1058

* LPD for lamps W137 left, right and W138 right upon request

Technical Details

approval:	EMC R10, ECE R3, R4, R6, R7, R23, R38
lamp weight:	~1,15kg or ~1,6kg with W48 lamp
IP class:	IP 56 lub IP 68
light source:	LED and bulb

Power consumption	light source	12V	24V
rear position light:	LED	1,9W	3,9W
rear position light:	bulb	21W	21W
indicator:	bulb	21W	21W
reverse light:	bulb	21W	21W
fog light:	bulb	21W	21W

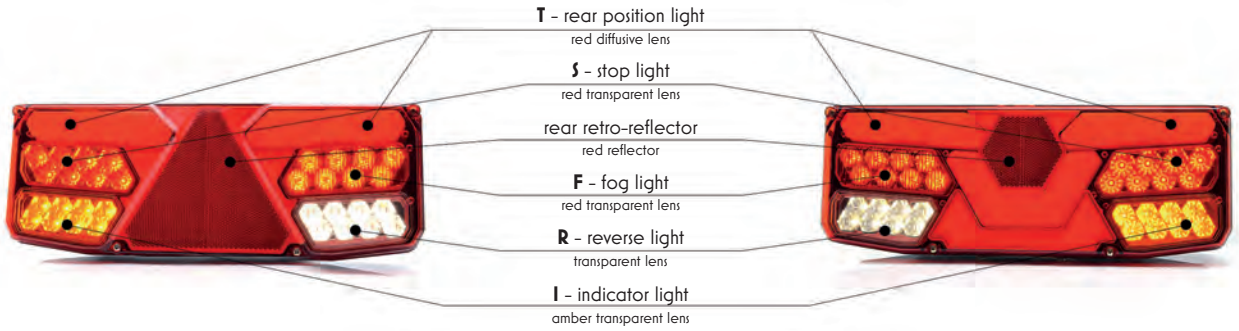


W137d, W138d

12V|24V IP56/68

Lampy LEDowe

480/146,5/75mm



LPD - license plate light on the bottom



available in ADR version but only lamps with IP68

functions	voltage and options	protection	W137d with triangular reflector		W138d with hexagonal reflector	
			left (+ LPD)*	right	left + LPD	right
			lens 1O35KL	lens 1O38KL	lens 1O59KL	lens 1O62KL
5 T/S/I/F/R	12V 24V	IP56	1O35	1O38	1O59	1O62
		IP68	1O35/IP68	1O38/IP68	1O59/IP68	1O62/IP68
	12V + load	IP56	1O35 O12	1O38 O12	1O59 O12	1O62 O12
		IP68	1O35 O12/IP68	1O38 O12/IP68	1O59 O12/IP68	1O62 O12/IP68
	24V + load	IP56	1O35 O24	1O38 O24	1O59 O24	1O62 O24
		IP68	1O35 O24/IP68	1O38 O24/IP68	1O59 O24/IP68	1O62 O24/IP68
5 T/S/I/F/R + position lamp W44	12V 24V	IP56	1O36	1O39	1O60	1O63
		IP68	1O36/IP68	1O39/IP68	1O60/IP68	1O63/IP68
	12V + load	IP56	1O36 O12	1O39 O12	1O60 O12	1O63 O12
		IP68	1O36 O12/IP68	1O39 O12/IP68	1O60 O12/IP68	1O63 O12/IP68
	24V + load	IP56	1O36 O24	1O39 O24	1O60 O24	1O63 O24
		IP68	1O36 O24/IP68	1O39 O24/IP68	1O60 O24/IP68	1O63 O24/IP68
5 T/S/I/F/R + position lamp W48	12V 24V	IP56	1O37	1O40	1O61	1O64
		IP68	1O37/IP68	1O40/IP68	1O61/IP68	1O64/IP68
	12V + load	IP56	1O37 O12	1O40 O12	1O61 O12	1O64 O12
		IP68	1O37 O12/IP68	1O40 O12/IP68	1O61 O12/IP68	1O64 O12/IP68
	24V + load	IP56	1O37 O24	1O40 O24	1O61 O24	1O64 O24
		IP68	1O37 O24/IP68	1O40 O24/IP68	1O61 O24/IP68	1O64 O24/IP68

* LPD for lamps W137 left, right and W138 right upon request

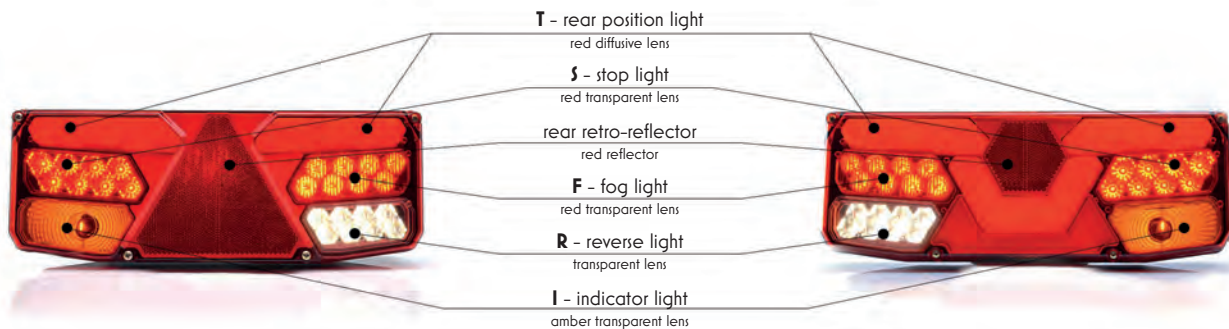


12V|24V IP56/68

W137dż, W138dż

Lampy żarówkowo-LEDowe

480/146,5/75mm



LPD - license plate light on the bottom*

functions	W137dż with triangular reflector		W138dż with hexagonal reflector	
	left (+ LPD)*	right	left + LPD	right
	lens 1O41KL	lens 1O44KL	lens 1O65KL	lens 1O68KL*
§ T/S/I/F/R	1O41	1O44	1O65	1O68
§ T/S/I/F/R + position lamp W44	1O42	1O45	1O66	1O69
§ T/S/I/F/R + position lamp W48	1O43	1O46	1O67	1O70

* LPD for lamps W137 left, right and W138 right upon request



W44 this additional side position light



W48 this front-rear clearance light and side position light



W170DD

12V|24V IP56/68

350-584/131/81mm



available in ADR version but only lamps with IP68



functions	voltage and options	protection	W170		W170DD	
			left	right	left	right
			lens 1178KL	lens 1181KL	lens 1184KL	lens 1187KL
5 T/S/I/F/R	12V 24V	Standard	1178	1181	1184 DD	1187 DD
		IP68	1178/IP68	1181/IP68	1184 DD/IP68	1187 DD/IP68
	12V + load	Standard	1178 O12	1181 O12	1184 DD O12	1187 DD O12
		IP68	1178 O12/IP68	1181 O12/IP68	1184 DD O12/IP68	1187 DD O12/IP68
	24V + load	Standard	1178 O24	1181 O24	1184 DD O24	1187 DD O24
		IP68	1178 O24/IP68	1181 O24/IP68	1184 DD O24/IP68	1187 DD O24/IP68
5 T/S/I/F/R + position lamp W44	12V 24V	Standard	1179	1182	1185 DD	1188 DD
		IP68	1179/IP68	1182/IP68	1185 DD/IP68	1188 DD/IP68
	12V + load	Standard	1179 O12	1182 O12	1185 DD O12	1188 DD O12
		IP68	1179 O12/IP68	1182 O12/IP68	1185 DD O12/IP68	1188 DD O12/IP68
	24V + load	Standard	1179 O24	1182 O24	1185 DD O24	1188 DD O24
		IP68	1179 O24/IP68	1182 O24/IP68	1185 DD O24/IP68	1188 DD O24/IP68
5 T/S/I/F/R + position lamp W48	12V 24V	Standard	1180	1183	1186 DD	1189 DD
		IP68	1180/IP68	1183/IP68	1186 DD/IP68	1189 DD/IP68
	12V + load	Standard	1180 O12	1183 O12	1186 DD O12	1189 DD O12
		IP68	1180 O12/IP68	1183 O12/IP68	1186 DD O12/IP68	1189 DD O12/IP68
	24V + load	Standard	1180 O24	1183 O24	1186 DD O24	1189 DD O24
		IP68	1180 O24/IP68	1183 O24/IP68	1186 DD O24/IP68	1189 DD O24/IP68




12V|24V IP56/68

W171DD

350-584/131/81mm



available in ADR version but only lamps with IP68



LPD - license plate light on the bottom

functions	voltage and options	protection	W171		W171DD	
			left + LPD lens 119OKL	right lens 1193KL	left + LPD lens 1196KL	right lens 1199KL
5 T/S/I/F/R	12V 24V	Standard	1190	1193	1196 DD	1199 DD
		IP68	1190/IP68	1193/IP68	1196 DD/IP68	1199 DD/IP68
	12V + load	Standard	1190 O12	1193 O12	1196 DD O12	1199 DD O12
		IP68	1190 O12/IP68	1193 O12/IP68	1196 DD O12/IP68	1199 DD O12/IP68
	24V + load	Standard	1190 O24	1193 O24	1196 DD O24	1199 DD O24
		IP68	1190 O24/IP68	1193 O24/IP68	1196 DD O24/IP68	1199 DD O24/IP68
5 T/S/I/F/R + position lamp W44	12V 24V	Standard	1191	1194	1197 DD	1200 DD
		IP68	1191/IP68	1194/IP68	1197 DD/IP68	1200 DD/IP68
	12V + load	Standard	1191 O12	1194 O12	1197 DD O12	1200 DD O12
		IP68	1191 O12/IP68	1194 O12/IP68	1197 DD O12/IP68	1200 DD O12/IP68
	24V + load	Standard	1191 O24	1194 O24	1197 DD O24	1200 DD O24
		IP68	1191 O24/IP68	1194 O24/IP68	1197 DD O24/IP68	1200 DD O24/IP68
5 T/S/I/F/R + position lamp W48	12V 24V	Standard	1192	1195	1198 DD	1201 DD
		IP68	1192/IP68	1195/IP68	1198 DD/IP68	1201 DD/IP68
	12V + load	Standard	1192 O12	1195 O12	1198 DD O12	1201 DD O12
		IP68	1192 O12/IP68	1195 O12/IP68	1198 DD O12/IP68	1201 DD O12/IP68
	24V + load	Standard	1192 O24	1195 O24	1198 DD O24	1201 DD O24
		IP68	1192 O24/IP68	1195 O24/IP68	1198 DD O24/IP68	1201 DD O24/IP68



W68

12V-24V IP56/68

163/144/60,3mm



functions	T/S/I/F		T/S/I/R		T/S/I	
	+ LPS		+ LPS		+ LPS	
left	319	320	321	322	323	324
right	327	328	325	326	329	330

W69

12V|24V IP66/68

LED
lamp

414/145,5/51,8mm



/I 5 functions
indicator crosses position light




/II 5 functions
single bar indicator



/III 3 functions

variant B class IA



variant A class IIIA


functions	reflecting device variant A						reflecting device variant B					
	left			right			left			right		
	+ load			+ load			+ load			+ load		
	12V-24V	12V	24V	12V-24V	12V	24V	12V-24V	12V	24V	12V-24V	12V	24V
T/S/I/F/R	331/I	3320/I	3330/I	334/I	3350/I	3360/I	827/I	8280/I	8290/I	830/I	8310/I	8320/I
	331/II	3320/II	3330/II	334/II	3350/II	3360/II	827/II	8280/II	8290/II	830/II	8310/II	8320/II
T/S/I	331/III	3320/III	3330/III	334/III	3350/III	3360/III	827/III	8280/III	8290/III	830/III	8310/III	8320/III



12V|24V IP66/68

LED
lamp

W69+W48



variant A class IIIA

variant B class IA



functions	reflecting device variant A						reflecting device variant B					
	left			right			left			right		
	+ load			+ load			+ load			+ load		
	12V-24V	12V	24V	12V-24V	12V	24V	12V-24V	12V	24V	12V-24V	12V	24V
T/S/I/F/R	337/I	3380/I	3390/I	340/I	3410/I	3420/I	833/I	8340/I	8350/I	836/I	8370/I	8380/I
	337/II	3380/II	3390/II	340/II	3410/II	3420/II	833/II	8340/II	8350/II	836/II	8370/II	8380/II
T/S/I	337/III	3380/III	3390/III	340/III	3410/III	3420/III	833/III	8340/III	8350/III	836/III	8370/III	8380/III

12V|24V IP66/68

414/145,5/51,8mm

LED
lamp

W69+W44



variant B class IA

variant A class IIIA

functions	reflecting device variant A						reflecting device variant B					
	left			right			left			right		
	+ load			+ load			+ load			+ load		
	12V-24V	12V	24V	12V-24V	12V	24V	12V-24V	12V	24V	12V-24V	12V	24V
T/S/I/F/R	337/I SM1	3380/I SM1	3390/I SM1	340/I SM1	3410/I SM1	3420/I SM1	833/I SM1	8340/I SM1	8350/I SM1	836/I SM1	8370/I SM1	8380/I SM1
	337/II SM1	3380/II SM1	3390/II SM1	340/II SM1	3410/II SM1	3420/II SM1	833/II SM1	8340/II SM1	8350/II SM1	836/II SM1	8370/II SM1	8380/II SM1
T/S/I	337/III SM1	3380/III SM1	3390/III SM1	340/III SM1	3410/III SM1	3420/III SM1	833/III SM1	8340/III SM1	8350/III SM1	836/III SM1	8370/III SM1	8380/III SM1




W145RR, W145AR, W146RR

12V-24V

IP66/68



available in ADR version

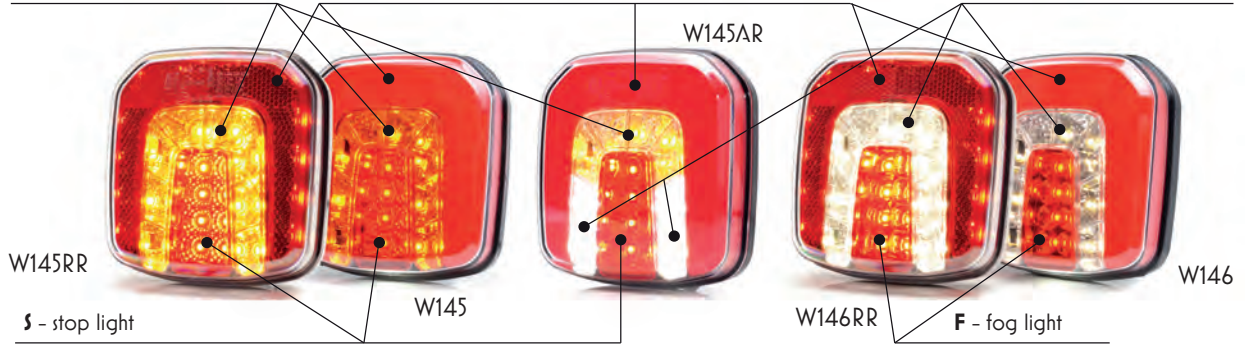


LED
lamp

I - indicator

T - position light

R - reverse light



LPD - license plate light on the bottom

connection	license plate light	W145 T/S/I			W145RR T/S/I + reflecting device			W145AR T/S/I/R	W146 T/R/F	W146RR T/R/F + reflecting device
		12V-24V	12V + load	24V + load	12V-24V	12V + load	24V + load	12V-24V	12V-24V	12V-24V
open cable	LPD	1088	1088 O12	1088 O24	1603	1603 O12	1603 O24	x	1090	1605
	without	1089	1089 O12	1088 O24	1604	1604 O12	1604 O24	2225	1091	1606
BAYONET 5pin WAS	LPD	1088/I	1088/I O12	1088/I O24	1603/I	1603/I O12	1603/I O24	x	1090/I	1605/I
	without	1089/I	1089/I O12	1089/I O24	1604/I	1604/I O12	1604/I O24	2225/I	1091/I	1606/I

W169RR

12V-24V

IP66/68

LED
lamp

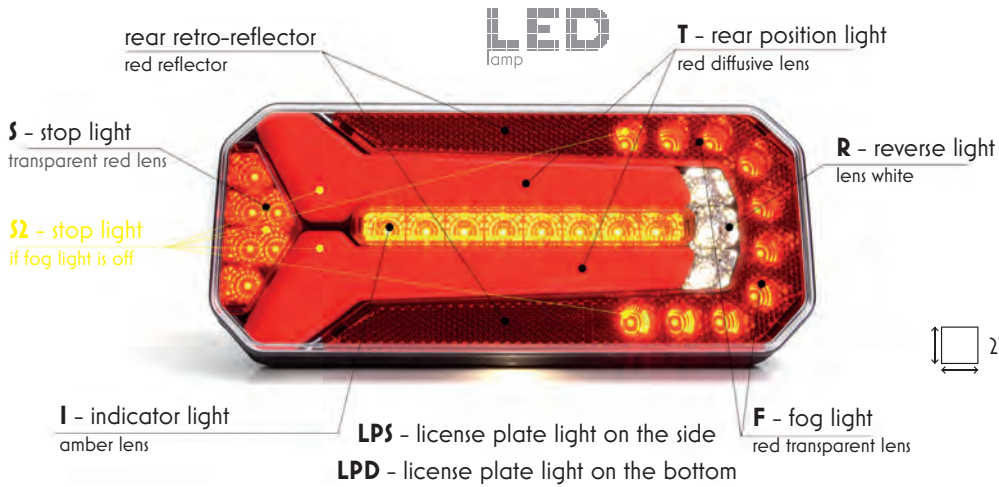


connection	front	
	W169 - T/I	W169RR - T/I + reflecting device
open cable	1177	1607
BAYONET 5pin WAS	1177/I	1607/I



12V-24V IP66/68

W150
static indicator



dostępne w wersji ADR

236/104/61,5-70,5mm

W150							
functions	license plate light	assembly side	cable	load 12V	load 24V	WAS5	WAS7
5 T/S/I/F/R	LPS	universal	1102 L/P	1102 L/P O12*	1102 L/P O24*	x	1102 L/P WAS7*
	LPD	left	1105 L	1105 L O12*	1105 L O24*	x	1105 L WAS7*
		right	1108 P	1108 P O12*	1108 P O24*	x	1108 P WAS7*
	without	universal	1111 L/P	1111 L/P O12*	1111 L/P O24*	x	1111 L/P WAS7*
4 T/S/I/R	LPS	universal	1103 L/P*	1103 L/P O12*	1103 L/P O24*	1103 L/P WAS5*	1103 L/P WAS7*
	LPD	left	1106 L*	1106 L O12*	1106 L O24*	1106 L WAS5*	1106 L WAS7*
		right	1109 P*	1109 P O12*	1109 P O24*	1109 P WAS5*	1109 P WAS7*
	without	universal	1112 L/P	1112 L/P O12*	1112 L/P O24*	1112 L/P WAS5*	1112 L/P WAS7*
4 T/S/I/F	LPS	universal	1144 L/P*	1144 L/P O12*	1144 L/P O24*	1144 L/P WAS5*	1144 L/P WAS7*
	LPD	left	1145 L*	1145 L O12*	1145 L O24*	1145 L WAS5*	1145 L WAS7*
		right	1146 P*	1146 P O12*	1146 P O24*	1146 P WAS5*	1146 P WAS7*
	without	universal	1147 L/P	1147 L/P O12*	1147 L/P O24*	1147 L/P WAS5*	1147 L/P WAS7*
3 T/S/I	LPS	universal	1104 L/P*	1104 L/P O12*	1104 L/P O24*	1104 L/P WAS5*	1104 L/P WAS7*
	LPD	left	1107 L*	1107 L O12*	1107 L O24*	1107 L WAS5*	1107 L WAS7*
		right	1110 P*	1110 P O12*	1110 P O24*	1110 P WAS5*	1110 P WAS7*
	without	universal	1113 L/P	1113 L/P O12*	1113 L/P O24*	1113 L/P WAS5*	1113 L/P WAS7*

W150/S2 - SMART STOP version

5 T/S/I/F/R	LPS	universal	1507 L/P	1507L/P O12	1507L/P O24	x	1507L/P WAS7
	LPD	left	1515 L	1515 L O12	1515 L O24	x	1515 L WAS7
		right	1515 P	1515 P O12	1515 P O24	x	1515 P WAS7
	without	universal	1508 L/P	1508 L/P O12	1508 L/P O24	x	1508 L/P WAS7
4 T/S/I/F	LPS	universal	1511 L/P	1511 L/P O12	1511 L/P O24	1511 L/P WAS5	1511 L/P WAS7
	LPD	left	1517 L	1517 L O12	1517 L O24	1517 L WAS5	1517 L WAS7
		right	1517 P	1517 P O12	1517 P O24	1517 P WAS5	1517 P WAS7
	without	universal	1512 L/P	1512 L/P O12	1512 L/P O24	1512 L/P WAS5	1512 L/P WAS7



W150DD

12V-24V IP66/68

dynamic indicator

rear retro-reflector
red reflector

LED
lamp

T - rear position light
red diffusive lens



S - stop light
transparent red lens

R - reverse light
lens white


dostępne w wersji ADR

Ω - stop light
if fog light is off

236/104/61,5-70,5mm

I - indicator light
amber lens

LPS - license plate light on the side
LPD - license plate light on the bottom
F - fog light
red transparent lens



W150DD							
functions	license plate light	assembly side	cable	load 12V	load 24V	WAS5	WAS7
5 T/S/I/F/R	LPS	universal	1114 DD L/P	1114 DD L/P O12*	1114 DD L/P O24*	x	1114 DD L/P WAS7*
	LPD	left	1117 DD L	1117 DD L O12*	1117 DD L O24*	x	1117 DD L WAS7*
		right	1120 DD P*	1120 DD P O12*	1120 DD P O24*	x	1120 DD P WAS7*
	without	universal	1123 DD L/P	1123 DD L/P O12*	1123 DD L/P O24*	x	1123 DD L/P WAS7
4 T/S/I/R	LPS	universal	1115 DD L/P	1115 DD L/P O12*	1115 DD L/P O24*	1115 DD L/P WAS5*	1115 DD L/P WAS7*
	LPD	left	1118 DD L	1118 DD L O12*	1118 DD L O24*	1118 DD L WAS5*	1118 DD L WAS7*
		right	1121 DD P*	1121 DD P O12*	1121 DD P O24*	1121 DD P WAS5*	1121 DD P WAS7*
	without	universal	1124 DD L/P	1124 DD L/P O12*	1124 DD L/P O24*	1124 DD L/P WAS5*	1124 DD L/P WAS7*
4 T/S/I/F	LPS	universal	1148 DD L/P*	1148 DD L/P O12*	1148 DD L/P O24*	1148 DD L/P WAS5*	1148 DD L/P WAS7*
	LPD	left	1149 DD L*	1149 DD L O12*	1149 DD L O24*	1149 DD L WAS5*	1149 DD L WAS7*
		right	1150 DD P*	1150 DD P O12*	1150 DD P O24*	1150 DD P WAS5*	1150 DD P WAS7*
	without	universal	1151 DD L/P	1151 DD L/P O12*	1151 DD L/P O24*	1151 DD L/P WAS5*	1151 DD L/P WAS7*
3 T/S/I	LPS	universal	1116 DD L/P	1116 DD L/P O12*	1116 DD L/P O24*	1116 DD L/P WAS5*	1116 DD L/P WAS7*
	LPD	left	1119 DD L	1119 DD L O12*	1119 DD L O24*	1119 DD L WAS5*	1119 DD L WAS7*
		right	1122 DD P	1122 DD P O12*	1122 DD P O24*	1122 DD P WAS5*	1122 DD P WAS7*
	without	universal	1125 DD L/P	1125 DD L/P O12*	1125 DD L/P O24*	1125 DD L/P WAS5*	1125 DD L/P WAS7*
W150DD/Ω - SMART STOP version							
5 T/S/I/F/R	LPS	universal	1519 DD L/P	1519 DD L/P O12	1519 DD L/P O24	x	1519 DD L/P WAS7
	LPD	left	1527 DD L	1527 DD L O12	1527 DD L O24	x	1527 DD L WAS7
		right	1527 DD P	1527 DD P O12	1527 DD P O24	x	1527 DD P WAS7
	without	universal	1520 DD L/P	1520 DD L/P O12	1520 DD L/P O24	x	1520 DD L/P WAS7
4 T/S/I/F	LPS	universal	1523 DD L/P	1523 DD L/P O12	1523 DD L/P O24	1523 DD L/P WAS5	1523 DD L/P WAS7
	LPD	left	1529 DD L	1529 DD L O12	1529 DD L O24	1529 DD L WAS5	1529 DD L WAS7
		right	1529 DD P	1529 DD P O12	1529 DD P O24	1529 DD P WAS5	1529 DD P WAS7
	without	universal	1524 DD L/P	1524 DD L/P O12	1524 DD L/P O24	1524 DD L/P WAS5	1524 DD L/P WAS7




12V-24V IP6K9K

306/133/60,6mm

W184

static indicator



functions	voltage and options	assembly side	W184			
			cable	TYCO	Schlemmer	WAS7
S T/S/I/F/R	12V/24	left	1266 L	1266 L TYCO	1266 L SCHL	1266 L WAS7
		right	1268 P	1268 P TYCO	1268 P SCHL	1268 P WAS7
	12V + load	left	1266 L O12	x	x	x
		right	1268 P O12	x	x	x
	24V + load	left	1266 L O24	x	x	x
		right	1268 P O24	x	x	x
S T/S/I/F/R + side position light	12V/24	left	1267 L	1267 L TYCO	1267 L SCHL	1267 L WAS7
		right	1269 P	1269 P TYCO	1269 P SCHL	1269 P WAS7
	12V + load	left	1267 L O12	x	x	x
		right	1269 P O12	x	x	x
	24V + load	left	1267 L O24	x	x	x
		right	1269 P O24	x	x	x
S T/S/I/F/R + LPS	12V/24	left	1270 L	1270 L TYCO	1270 L SCHL	1270 L WAS7
		right	1272 P	1272 P TYCO	1272 P SCHL	1272 P WAS7
	12V + load	left	1270 L O12	x	x	x
		right	1272 P O12	x	x	x
	24V + load	left	1270 L O24	x	x	x
		right	1272 P O24	x	x	x
S T/S/I/F/R + side position light + LPS	12V/24	left	1271 L	1271 L TYCO	1271 L SCHL	1271 L WAS7
		right	1273 P	1273 P TYCO	1273 P SCHL	1273 P WAS7
	12V + load	left	1271 L O12	x	x	x
		right	1273 P O12	x	x	x
	24V + load	left	1271 L O24	x	x	x
		right	1273 P O24	x	x	x



W184 BLACK

12V-24V IP6K9K

306/133/60,6mm

static indicator

rear retro-reflector

LED lamp

R - reverse light

S - stop light

F - fog light




dostępne w wersji ADR

I - indicator light

LPS - license plate light on the side

T - rear position light



functions	voltage and options	assembly side	W184 BLACK			
			cable	TYCO	Schlemmer	WAS7
5 T/S/I/F/R	12V/24	left	1266 L BLACK	1266 L BLACK TYCO	1266 L BLACK SCHL	1266 L BLACK WAS7
		right	1268 P BLACK	1268 P BLACK TYCO	1268 P BLACK SCHL	1268 P BLACK WAS7
	12V + load	left	1266 L BLACK O12	x	x	x
		right	1268 P BLACK O12	x	x	x
	24V + load	left	1266 L BLACK O24	x	x	x
		right	1268 P BLACK O24	x	x	x
5 T/S/I/F/R + side position light	12V/24	left	1267 L BLACK	1267 L BLACK TYCO	1267 L BLACK SCHL	1267 L BLACK WAS7
		right	1269 P BLACK	1269 P BLACK TYCO	1269 P BLACK SCHL	1269 P BLACK WAS7
	12V + load	left	1267 L BLACK O12	x	x	x
		right	1269 P BLACK O12	x	x	x
	24V + load	left	1267 L BLACK O24	x	x	x
		right	1269 P BLACK O24	x	x	x
5 T/S/I/F/R + LPS	12V/24	left	1270 L BLACK	1270 L BLACK TYCO	1270 L BLACK SCHL	1270 L BLACK WAS7
		right	1272 P BLACK	1272 P BLACK TYCO	1272 P BLACK SCHL	1272 P BLACK WAS7
	12V + load	left	1270 L BLACK O12	x	x	x
		right	1272 P BLACK O12	x	x	x
	24V + load	left	1270 L BLACK O24	x	x	x
		right	1272 P BLACK O24	x	x	x
5 T/S/I/F/R + side position light + LPS	12V/24	left	1271 L BLACK	1271 L BLACK TYCO	1271 L BLACK SCHL	1271 L BLACK WAS7
		right	1273 P BLACK	1273 P BLACK TYCO	1273 P BLACK SCHL	1273 P BLACK WAS7
	12V + load	left	1271 L BLACK O12	x	x	x
		right	1273 P BLACK O12	x	x	x
	24V + load	left	1271 L BLACK O24	x	x	x
		right	1273 P BLACK O24	x	x	x



more at:
www.was.eu

Multifunctional rear lamps

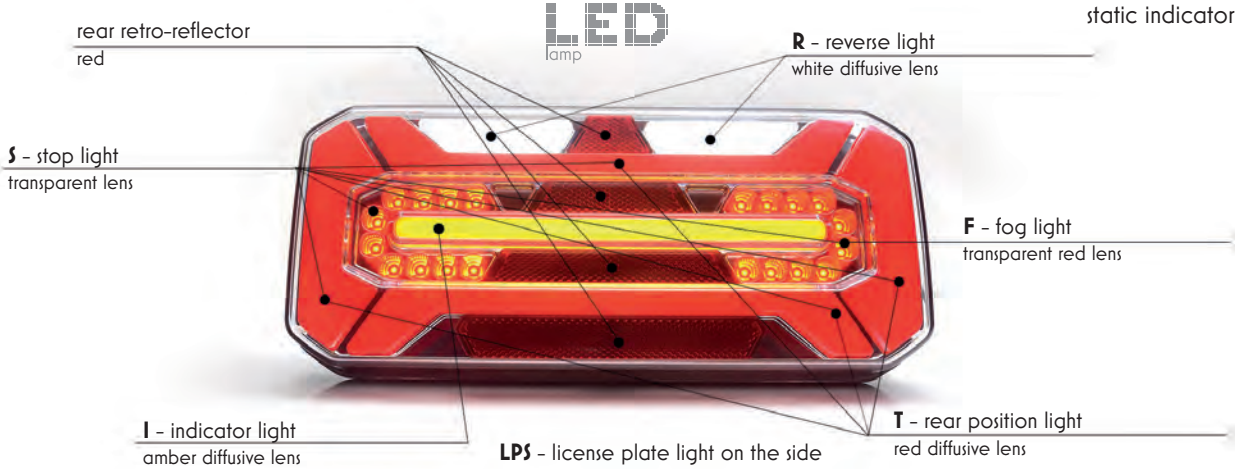


306/133/60,6mm

12V-24V IP6K9K

W184 S2

static indicator



functions	voltage and options	assembly side	W184 S2			
			cable	TYCO	Schlemmer	WAS7
S T/S/I/F/R	12V/24	left	1643 L	1643 L TYCO	1643 L SCHL	1643 L WAS7
		right	1643 P	1643 P TYCO	1643 P SCHL	1643 P WAS7
	12V + load	left	1643 L O12	x	x	x
		right	1643 P O12	x	x	x
	24V + load	left	1643 L O24	x	x	x
		right	1643 P O24	x	x	x
S T/S/I/F/R + side position light	12V/24	left	1644 L	1644 L TYCO	1644 L SCHL	1644 L WAS7
		right	1644 P	1644 P TYCO	1644 P SCHL	1644 P WAS7
	12V + load	left	1644 L O12	x	x	x
		right	1644 P O12	x	x	x
	24V + load	left	1644 L O24	x	x	x
		right	1644 P O24	x	x	x
S T/S/I/F/R + LPS	12V/24	left	1645 L	1645 L TYCO	1645 L SCHL	1645 L WAS7
		right	1645 P	1645 P TYCO	1645 P SCHL	1645 P WAS7
	12V + load	left	1645 L O12	x	x	x
		right	1645 P O12	x	x	x
	24V + load	left	1645 L O24	x	x	x
		right	1645 P O24	x	x	x
S T/S/I/F/R + side position light + LPS	12V/24	left	1646 L	1646 L TYCO	1646 L SCHL	1646 L WAS7
		right	1646 P	1646 P TYCO	1646 P SCHL	1646 P WAS7
	12V + load	left	1646 L O12	x	x	x
		right	1646 P O12	x	x	x
	24V + load	left	1646 L O24	x	x	x
		right	1646 P O24	x	x	x



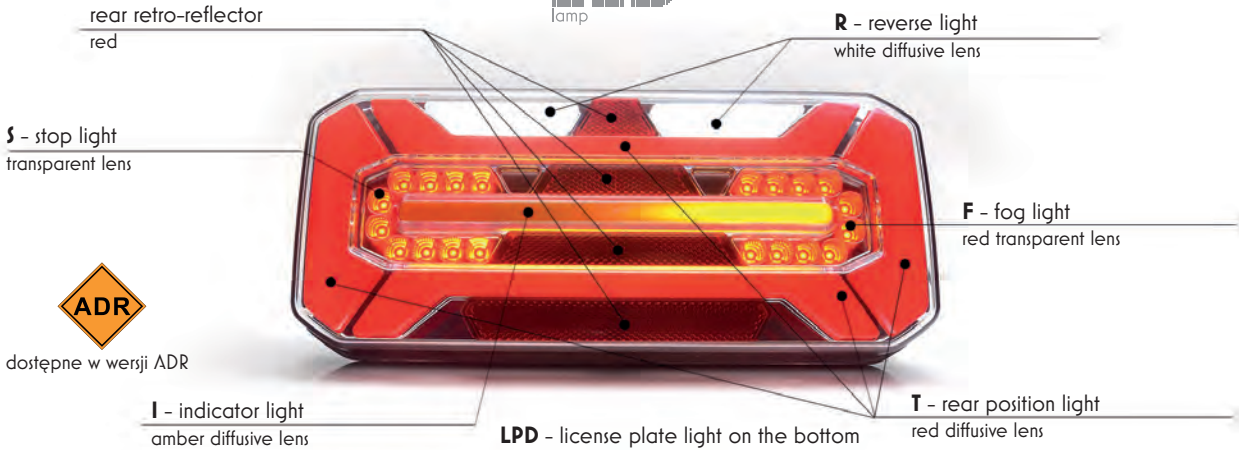
W184DD

dynamic indicator

12V-24V IP6K9K

306/133/60,6mm

LED
lamp



dostępne w wersji ADR

functions	voltage and options	assembly side	W184DD			
			cable	TYCO	Schlemmer	WAS7
5 T/S/I/F/R	12V/24	left	1278 DD L	1278 DD L TYCO	1278 DD L SCHL	1278 DD L WAS7
		right	1280 DD P	1280 DD P TYCO	1280 DD P SCHL	1280 DD P WAS7
	12V + load	left	1278 DD L O12	x	x	x
		right	1280 DD P O12	x	x	x
	24V + load	left	1278 DD L O24	x	x	x
		right	1280 DD P O24	x	x	x
5 T/S/I/F/R + side position light	12V/24	left	1279 DD L	1279 DD L TYCO	1279 DD L SCHL	1279 DD L WAS7
		right	1281 DD P	1281 DD P TYCO	1281 DD P SCHL	1281 DD P WAS7
	12V + load	left	1279 DD L O12	x	x	x
		right	1281 DD P O12	x	x	x
	24V + load	left	1279 DD L O24	x	x	x
		right	1281 DD P O24	x	x	x
5 T/S/I/F/R + LPS	12V/24	left	1282 DD L	1282 DD L TYCO	1282 DD L SCHL	1282 DD L WAS7
		right	1284 DD P	1284 DD P TYCO	1284 DD P SCHL	1284 DD P WAS7
	12V + load	left	1282 DD L O12	x	x	x
		right	1284 DD P O12	x	x	x
	24V + load	left	1282 DD L O24	x	x	x
		right	1284 DD P O24	x	x	x
5 T/S/I/F/R + side position light + LPS	12V/24	left	1283 DD L	1283 DD L TYCO	1283 DD L SCHL	1283 DD L WAS7
		right	1285 DD P	1285 DD P TYCO	1285 DD P SCHL	1285 DD P WAS7
	12V + load	left	1283 DD L O12	x	x	x
		right	1285 DD P O12	x	x	x
	24V + load	left	1283 DD L O24	x	x	x
		right	1285 DD P O24	x	x	x



more at:
www.was.eu

Multifunctional rear lamps



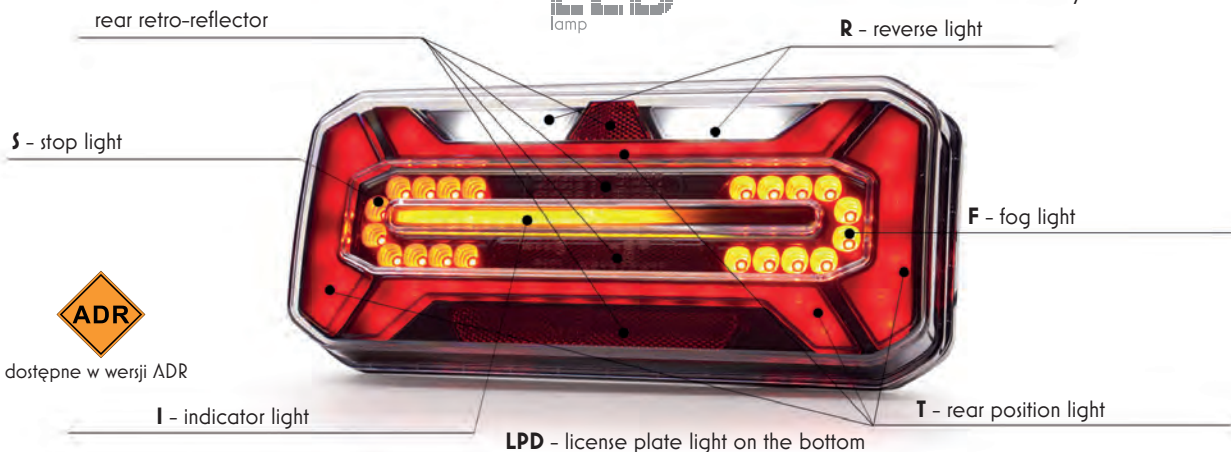
12V-24V IP6K9K

W184DD BLACK

dynamic indicator

306/133/60,6mm

LED
lamp



dostępne w wersji ADR

functions	voltage and options	assembly side	W184DD BLACK			
			cable	TYCO	Schlemmer	WAS7
5 T/S/I/F/R	12V/24	left	1278 DD L BLACK	1278 DD L BLACK TYCO	1278 DD L BLACK SCHL	1278 DD L BLACK WAS7
		right	1280 DD P BLACK	1280 DD P BLACK TYCO	1280 DD P BLACK SCHL	1280 DD P BLACK WAS7
	12V + load	left	1278 DD L BLACK O12	x	x	x
		right	1280 DD P BLACK O12	x	x	x
	24V + load	left	1278 DD L BLACK O24	x	x	x
		right	1280 DD P BLACK O24	x	x	x
5 T/S/I/F/R + side position light	12V/24	left	1279 DD L BLACK	1279 DD L BLACK TYCO	1279 DD L BLACK SCHL	1279 DD L BLACK WAS7
		right	1281 DD P BLACK	1281 DD P BLACK TYCO	1281 DD P BLACK SCHL	1281 DD P BLACK WAS7
	12V + load	left	1279 DD L BLACK O12	x	x	x
		right	1281 DD P BLACK O12	x	x	x
	24V + load	left	1279 DD L BLACK O24	x	x	x
		right	1281 DD P BLACK O24	x	x	x
5 T/S/I/F/R + LPS	12V/24	left	1282 DD L BLACK	1282 DD L BLACK TYCO	1282 DD L BLACK SCHL	1282 DD L BLACK WAS7
		right	1284 DD P BLACK	1284 DD P BLACK TYCO	1284 DD P BLACK SCHL	1284 DD P BLACK WAS7
	12V + load	left	1282 DD L BLACK O12	x	x	x
		right	1284 DD P BLACK O12	x	x	x
	24V + load	left	1282 DD L BLACK O24	x	x	x
		right	1284 DD P BLACK O24	x	x	x
5 T/S/I/F/R + side position light + LPS	12V/24	left	1283 DD L BLACK	1283 DD L BLACK TYCO	1283 DD L BLACK SCHL	1283 DD L BLACK WAS7
		right	1285 DD P BLACK	1285 DD P BLACK TYCO	1285 DD P BLACK SCHL	1285 DD P BLACK WAS7
	12V + load	left	1283 DD L BLACK O12	x	x	x
		right	1285 DD P BLACK O12	x	x	x
	24V + load	left	1283 DD L BLACK O24	x	x	x
		right	1285 DD P BLACK O24	x	x	x



W184DD Ω

12V-24V IP6K9K

306/133/60,6mm

LED
lamp

dynamic indicator

rear retro-reflector
red

R - reverse light
white diffusive lens

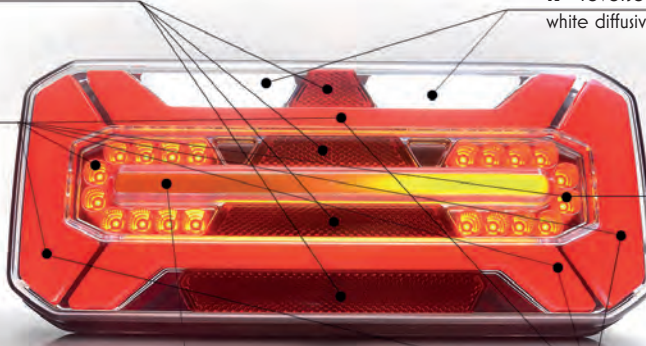
S - stop light
transparent lens

F - fog light
red transparent lens

I - indicator light
amber diffusive lens

LPD - license plate light on the bottom

T - rear position light
red diffusive lens



functions	voltage and options	assembly side	W184DD Ω			
			cable	TYCO	Schlemmer	WAS7
S T/S/I/F/R	12V/24	left	1647 DD L	1647 DD L TYCO	1647 DD L SCHL	1647 DD L WAS7
		right	1647 DD P	1647 DD P TYCO	1647 DD P SCHL	1647 DD P WAS7
	12V + load	left	1647 DD L O12	x	x	x
		right	1647 DD P O12	x	x	x
	24V + load	left	1647 DD L O24	x	x	x
		right	1647 DD P O24	x	x	x
S T/S/I/F/R + side position light	12V/24	left	1648 DD L	1648 DD L TYCO	1648 DD L SCHL	1648 DD L WAS7
		right	1648 DD P	1648 DD P TYCO	1648 DD P SCHL	1648 DD P WAS7
	12V + load	left	1648 DD L O12	x	x	x
		right	1648 DD P O12	x	x	x
	24V + load	left	1648 DD L O24	x	x	x
		right	1648 DD P O24	x	x	x
S T/S/I/F/R + LPS	12V/24	left	1649 DD L	1649 DD L TYCO	1649 DD L SCHL	1649 DD L WAS7
		right	1649 DD P	1649 DD P TYCO	1649 DD P SCHL	1649 DD P WAS7
	12V + load	left	1649 DD L O12	x	x	x
		right	1649 DD P O12	x	x	x
	24V + load	left	1649 DD L O24	x	x	x
		right	1649 DD P O24	x	x	x
S T/S/I/F/R + side position light + LPS	12V/24	left	1650 DD L	1650 DD L TYCO	1650 DD L SCHL	1650 DD L WAS7
		right	1650 DD P	1650 DD P TYCO	1650 DD P SCHL	1650 DD P WAS7
	12V + load	left	1650 DD L O12	x	x	x
		right	1650 DD P O12	x	x	x
	24V + load	left	1650 DD L O24	x	x	x
		right	1650 DD P O24	x	x	x



more at:
www.was.eu

Multifunctional rear lamps



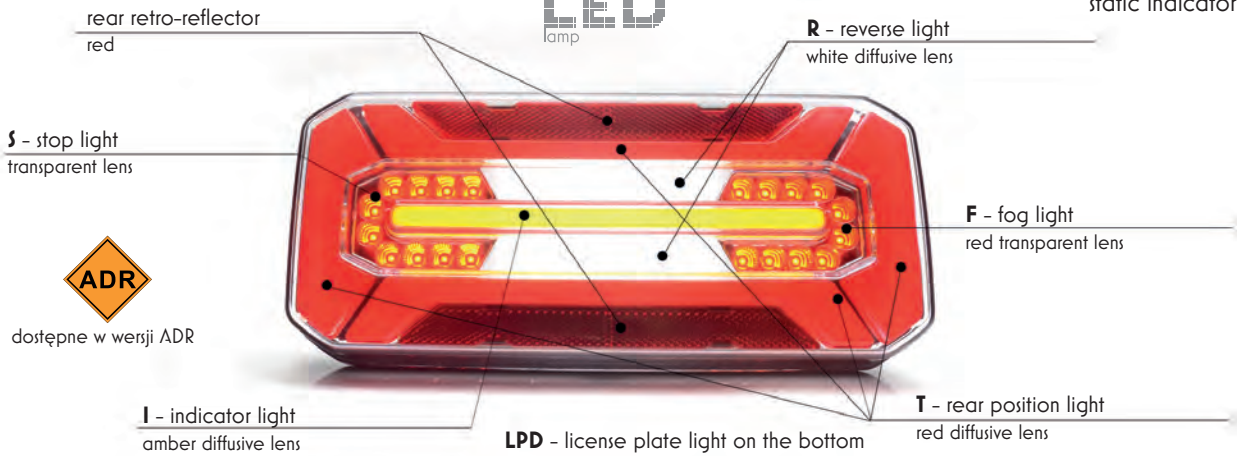
12V-24V IP6K9K

306/133/60,6mm

W185

static indicator

LED
lamp



functions	voltage and options	assembly side	W185			
			cable	TYCO	Schlemmer	WAS7
5 T/S/I/F/R	12V/24	universal	1290 L/P	1290 L/P TYCO	1290 L/P SCHL	1290 L/P WAS7
	12V + load	universal	1290 L/P O12	x	x	x
	24V + load	universal	1290 L/P O24	x	x	x
5 T/S/I/F/R + side position light	12V/24	universal	1291 L/P	1291 L/P TYCO	1291 L/P SCHL	1291 L/P WAS7
	12V + load	universal	1291 L/P O12	x	x	x
	24V + load	universal	1291 L/P O24	x	x	x
5 T/S/I/F/R + LPD	12V/24	left	1294 L	1294 L TYCO	1294 L SCHL	1294 L WAS7
		right	1296 P	1296 P TYCO	1296 P SCHL	1296 P WAS7
	12V + load	left	1294 L O12	x	x	x
		right	1296 P O12	x	x	x
	24V + load	left	1294 L O24	x	x	x
		right	1296 P O24	x	x	x
5 T/S/I/F/R + side position light + LPD	12V/24	left	1295 L	1295 L TYCO	1295 L SCHL	1295 L WAS7
		right	1297 P	1297 P TYCO	1297 P SCHL	1297 P WAS7
	12V + load	left	1295 L O12	x	x	x
		right	1297 P O12	x	x	x
	24V + load	left	1295 L O24	x	x	x
		right	1297 P O24	x	x	x



Multifunctional rear lamps

more at:
www.was.eu



W185 BLACK

12V-24V IP6K9K

306/133/60,6mm

static indicator
rear retro-reflector

LED
lamp

R - reverse light

S - stop light

F - fog light

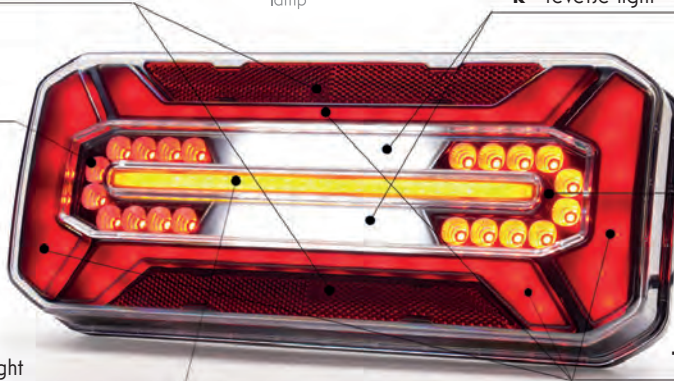


dostępne w wersji ADR

I - indicator light

T - rear position light

LPS - license plate light on the side



functions	voltage and options	assembly side	W185 BLACK			
			cable	TYCO	Schlemmer	WAS7
5 T/S/I/F/R	12V/24	universal	1290 L/P BLACK	1290 L/P BLACK TYCO	1290 L/P BLACK SCHL	1290 L/P BLACK WAS7
	12V + load	universal	1290 L/P BLACK O12	x	x	x
	24V + load	universal	1290 L/P BLACK O24	x	x	x
5 T/S/I/F/R + side position light	12V/24	universal	1291 L/P BLACK	1291 L/P TYCO BLACK	1291 L/P BLACK SCHL	1291 L/P BLACK WAS7
	12V + load	universal	1291 L/P BLACK O12	x	x	x
	24V + load	universal	1291 L/P BLACK O24	x	x	x
5 T/S/I/F/R + LPD	12V/24	left	1294 L BLACK	1294 L BLACK TYCO	1294 L BLACK SCHL	1294 L BLACK WAS7
		right	1296 P BLACK	1296 P BLACK TYCO	1296 P BLACK SCHL	1296 P BLACK WAS7
	12V + load	left	1294 L BLACK O12	x	x	x
		right	1296 P BLACK O12	x	x	x
	24V + load	left	1294 L BLACK O24	x	x	x
		right	1296 P BLACK O24	x	x	x
5 T/S/I/F/R + side position light + LPD	12V/24	left	1295 L BLACK	1295 L BLACK TYCO	1295 L BLACK SCHL	1295 L BLACK WAS7
		right	1297 P BLACK	1297 P BLACK TYCO	1297 P BLACK SCHL	1297 P BLACK WAS7
	12V + load	left	1295 L BLACK O12	x	x	x
		right	1297 P BLACK O12	x	x	x
	24V + load	left	1295 L BLACK O24	x	x	x
		right	1297 P BLACK O24	x	x	x



more at:
www.was.eu

Multifunctional rear lamps



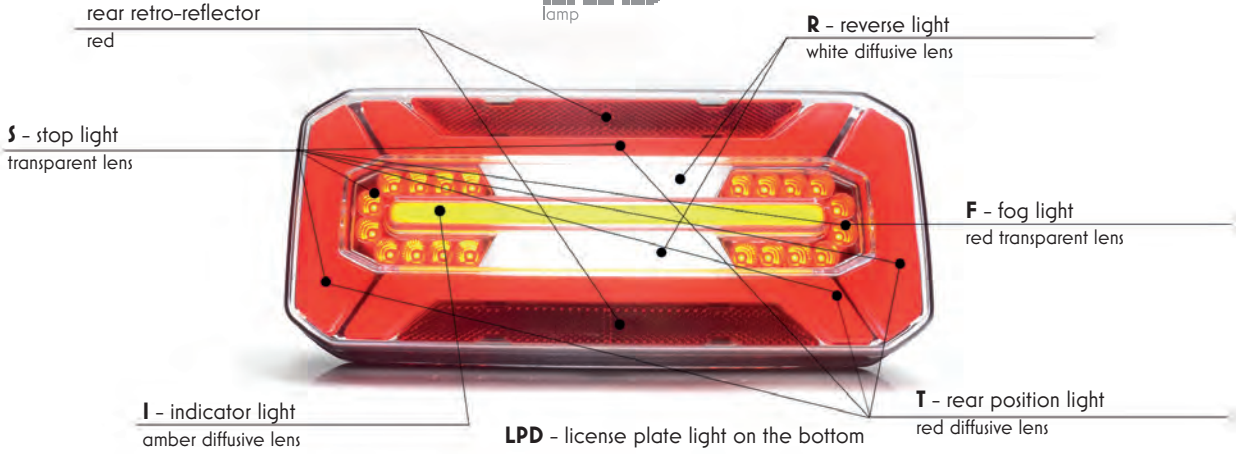
306/133/60,6mm

12V-24V IP6K9K

W185 S2

static indicator

LED
lamp



functions	voltage and options	assembly side	W185 S2			
			cable	TYCO	Schlemmer	WAS7
S T/S/I/F/R	12V/24	universal	1651 L/P	1651 L/P TYCO	1651 L/P SCHL	1651 L/P WAS7
	12V + load	universal	1651 L/P O12	x	x	x
	24V + load	universal	1651 L/P O24	x	x	x
S T/S/I/F/R + side position light	12V/24	universal	1652 L/P	1652 L/P TYCO	1652 L/P SCHL	1652 L/P WAS7
	12V + load	universal	1652 L/P O12	x	x	x
	24V + load	universal	1652 L/P O24	x	x	x
S T/S/I/F/R + LPD	12V/24	left	1653 L	1653 L TYCO	1653 L SCHL	1653 L WAS7
		right	1653 P	1653 P TYCO	1653 P SCHL	1653 P WAS7
	12V + load	left	1653 L O12	x	x	x
		right	1653 P O12	x	x	x
	24V + load	left	1653 L O24	x	x	x
		right	1653 P O24	x	x	x
S T/S/I/F/R + side position light + LPD	12V/24	left	1654 L	1654 L TYCO	1654 L SCHL	1654 L WAS7
		right	1654 P	1654 P TYCO	1654 P SCHL	1654 P WAS7
	12V + load	left	1654 L O12	x	x	x
		right	1654 P O12	x	x	x
	24V + load	left	1654 L O24	x	x	x
		right	1654 P O24	x	x	x



W185DD

12V-24V IP6K9K

306/133/60.6mm

dynamic indicator

rear retro-reflector
red

LED
lamp

R - reverse light
white diffusive lens

S - stop light
transparent lens

F - fog light
red transparent lens




dostępne w wersji ADR

I - indicator light
amber diffusive lens

LPD - license plate light on the bottom

T - rear position light
red diffusive lens



functions	voltage and options	assembly side	W185 DD			
			cable	TYCO	Schlemmer	WAS7
S T/S/I/F/R	12V/24	universal	1298 DD L/P	1298 DD L/P TYCO	1298 DD L/P SCHL	1298 DD L/P WAS7
	12V + load	universal	1298 DD L/P O12	x	x	x
	24V + load	universal	1298 DD L/P O24	x	x	x
S T/S/I/F/R + side position light	12V/24	universal	1299 DD L/P	1299 DD L/P TYCO	1299 DD L/P SCHL	1299 DD L/P WAS7
	12V + load	universal	1299 DD L/P O12	x	x	x
	24V + load	universal	1299 DD L/P O24	x	x	x
S T/S/I/F/R + LPD	12V/24	left	1302 DD L	1302 DD L TYCO	1302 DD L SCHL	1302 DD L WAS7
		right	1304 DD P	1304 DD P TYCO	1304 DD P SCHL	1304 DD P WAS7
	12V + load	left	1302 DD L O12	x	x	x
		right	1304 DD P O12	x	x	x
	24V + load	left	1302 DD L O24	x	x	x
		right	1304 DD P O24	x	x	x
S T/S/I/F/R + side position light + LPD	12V/24	left	1303 DD L	1303 DD L TYCO	1303 DD L SCHL	1303 DD L WAS7
		right	1305 DD P	1305 DD P TYCO	1305 DD P SCHL	1305 DD P WAS7
	12V + load	left	1303 DD L O12	x	x	x
		right	1305 DD P O12	x	x	x
	24V + load	left	1303 DD L O24	x	x	x
		right	1305 DD P O24	x	x	x



more at:
www.was.eu

Multifunctional rear lamps



306/133/60,6mm

12V-24V IP6K9K

W185DD BLACK

dynamic indicator

LED
lamp

rear retro-reflector

R - reverse light

S - stop light

F - fog light




dostępne w wersji ADR

I - indicator light

T - rear position light

LPD - license plate light on the bottom



functions	voltage and options	assembly side	W185 DD			
			cable	TYCO	Schlemmer	WAS7
5 T/S/I/F/R	12V/24	universal	1298 DD L/P BLACK	1298 DD L/P BLACK TYCO	1298 DD L/P BLACK SCHL	1298 DD L/P BLACK WAS7
	12V + load	universal	1298 DD L/P BLACK O12	x	x	x
	24V + load	universal	1298 DD L/P BLACK O24	x	x	x
5 T/S/I/F/R + side position light	12V/24	universal	1299 DD BLACK L/P	1299 DD L/P BLACK TYCO	1299 DD L/P BLACK SCHL	1299 DD L/P BLACK WAS7
	12V + load	universal	1299 DD L/P BLACK O12	x	x	x
	24V + load	universal	1299 DD L/P BLACK O24	x	x	x
5 T/S/I/F/R + LPD	12V/24	left	1302 DD L BLACK	1302 DD L BLACK TYCO	1302 DD L BLACK SCHL	1302 DD L BLACK WAS7
		right	1304 DD P BLACK	1304 DD P BLACK TYCO	1304 DD P BLACK SCHL	1304 DD P BLACK WAS7
	12V + load	left	1302 DD L BLACK O12	x	x	x
		right	1304 DD P BLACK O12	x	x	x
	24V + load	left	1302 DD L BLACK O24	x	x	x
		right	1304 DD P BLACK O24	x	x	x
5 T/S/I/F/R + side position light + LPD	12V/24	left	1303 DD L BLACK	1303 DD L BLACK TYCO	1303 DD L BLACK SCHL	1303 DD L BLACK WAS7
		right	1305 DD P BLACK	1305 DD P BLACK TYCO	1305 DD P BLACK SCHL	1305 DD P BLACK WAS7
	12V + load	left	1303 DD L BLACK O12	x	x	x
		right	1305 DD P BLACK O12	x	x	x
	24V + load	left	1303 DD L BLACK O24	x	x	x
		right	1305 DD P BLACK O24	x	x	x



W185DD Ω

306/133/60,6mm

12V-24V IP6K9K

dynamic indicator

rear retro-reflector
red

LED
lamp

R - reverse light
white diffusive lens


S - stop light
transparent lens

F - fog light
red transparent lens

I - indicator light
amber diffusive lens

LPD - license plate light on the bottom

T - rear position light
red diffusive lens



			W185DD Ω			
functions	voltage and options	assembly side	cable	TYCO	Schlemmer	WAS7
5 T/S/I/F/R	12V/24	universal	1655 DD L/P	1655 DD L/P TYCO	1655 DD L/P SCHL	1655 DD L/P WAS7
	12V + load	universal	1655 DD L O12	x	x	x
	24V + load	universal	1655 DD L O24	x	x	x
5 T/S/I/F/R + side position light	12V/24	universal	1656 DD L/P	1656 DD L/P TYCO	1656 DD L/P SCHL	1656 DD L/P WAS7
	12V + load	universal	1656 DD L/P O12	x	x	x
	24V + load	universal	1656 DD L/P O24	x	x	x
5 T/S/I/F/R + LPD	12V/24	left	1657 DD L	1657 DD L TYCO	1657 DD L SCHL	1657 DD L WAS7
		right	1657 DD P	1657 DD P TYCO	1657 DD P SCHL	1657 DD P WAS7
	12V + load	left	1657 DD L O12	x	x	x
		right	1657 DD P O12	x	x	x
	24V + load	left	1657 DD L O24	x	x	x
		right	1657 DD P O24	x	x	x
5 T/S/I/F/R + side position light + LPD	12V/24	left	1658 DD L	1658 DD L TYCO	1658 DD L SCHL	1658 DD L WAS7
		right	1658 DD P	1658 DD P TYCO	1658 DD P SCHL	1658 DD P WAS7
	12V + load	left	1658 DD L O12	x	x	x
		right	1658 DD P O12	x	x	x
	24V + load	left	1658 DD L O24	x	x	x
		right	1658 DD P O24	x	x	x



more at:
www.was.eu

Multifunctional rear lamps



136,4/91/40mm

W204DD, W206DD

12V-24V IP6K9K

LED
lamp

Multifunctional front lamps

W204

W206



SI - side indicator

functions	W204		W204DD		W206		W206DD	
	T/I							
		+ SI		+ SI		+ SI	+ SI	
12V-24V	1425 L/P	1426 L/P	1430 DD L/P	1431 DD L/P	1428 L/P	1429 L/P	1433 DD L/P	1434 DD L/P
12V + load	1425 L/P O12	1426 L/P O12	1430 DD L/P O12	1431 DD L/P O12	1428 L/P O12	1429 L/P O12	1433 DD L/P O12	1434 DD L/P O12
24V + load	1425 L/P O24	1426 L/P O24	1430 DD L/P O24	1431 DD L/P O24	1428 L/P O24	1429 L/P O24	1433 DD L/P O24	1434 DD L/P O24

12V-24V IP6K9K

W205DD

136,4/91/40mm

Multifunctional rear lamps

LED
lamp



functions	W205	W205DD
	T/S/I	
12V-24V	1427 L/P	1432 DD L/P
12V + load	1427 L/P O12	1432 DD L/P O12
24V + load	1427 L/P O24	1432 DD L/P O24



Multifunction rear lamps

more at:
www.was.eu



W211, W214, W215

12V-24V IP6K9K

136,4/91/40mm

1458 (W211)
work lamp



LED
lamp

1462 (W215)
reverse lamp



1461 (W214)

multifunction rear lamp with lights: position, reverse, fog

W168.9DD

12V-24V IP6K9K

LONG

SHORT

LED
lamp



available in ADR version

238/181/64mm

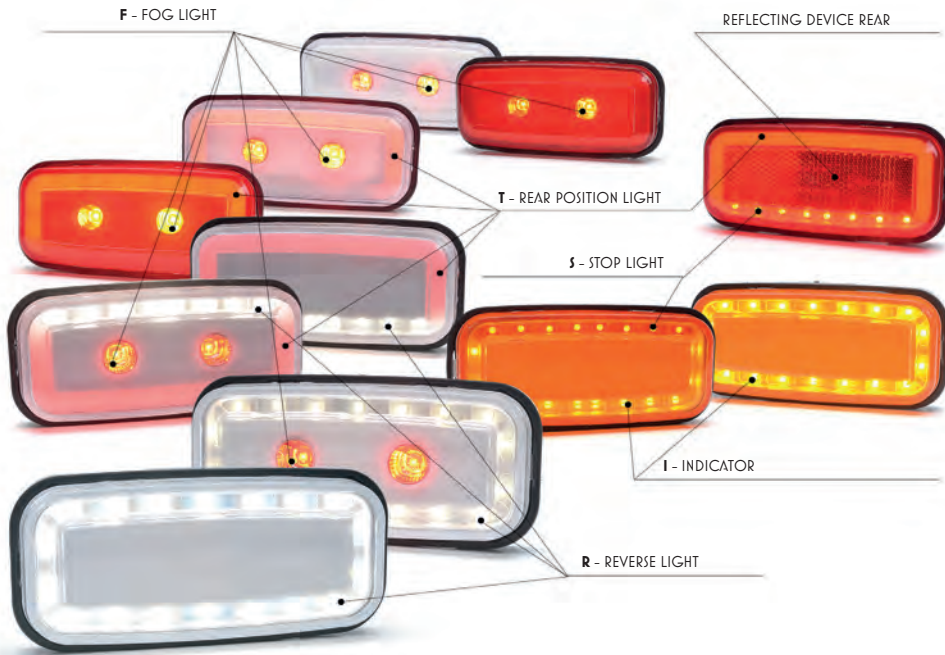
version	W168.9		W168.9DD	
	Lamps with light: front-rear-side position, side indicator, stop, reverse, fog			
	left	right	left	right
LONG	1440 L	1440 P	1441 DD L	1441 DD P
SHORT	1442 L	1442 P	1443 DD L	1443 DD P



12V-24V IP6K9K

W225

117/56/20mm



common symbols	ECE marking	voltage	W225				
			25cm open cable				
			universal				
			screw				
1 functions							
I	2A	12V-24V	1481 2A	x	x	x	x
R	AR	12V-24V	x	1481 AR	x	x	x
F	F	12V-24V	x	x	1481 F	1481 KR F	x
2 functions							
R/F	AR F	12V-24V	1481 AR F	x	x	x	x
T/R	R AR	12V-24V	x	1481 R AR	x	x	x
T/F	R F	12V-24V	x	x	1481 R F	1481 KR R F	x
T/S	R S1	12V-24V	x	x	x	x	1481 R S1
3 functions							
T/R/F	R AR F	12V-24V	1481 R AR F	x	x	x	x
T/S/I	R S1 2A	12V-24V	x	1481 R S1 2A	x	x	x



W226

12V-24V IP6K9K

117-146/111/33mm

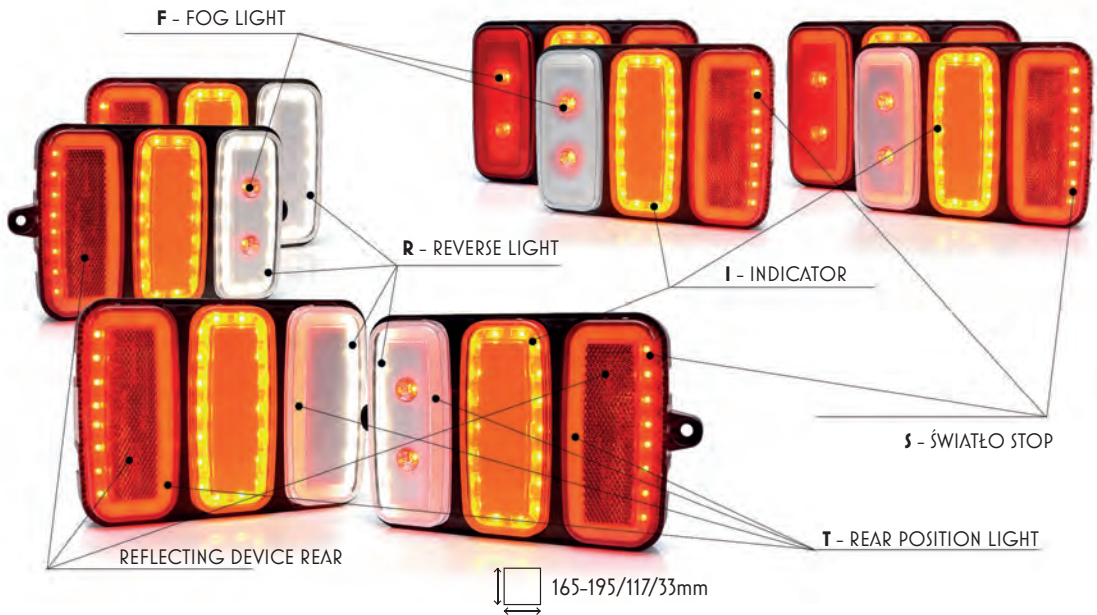


common symbols	ECE marking	voltage	W226			
			200 cm open cable			
			universal			
			bolt hole		integrated bolts	
	2 functions					
R/F	AR F	12V-24V	1483	1483 KR	1483/I	1483/I KR
	3 functions					
T/S/I	R S1 2A	12V-24V	1482	x	1482/I	x



12V-24V IP6K9K

W227




ECE marking	voltage	remarks	W227							
			200 cm open cable							
			universal							
			bolt hole				integrated bolts			
		3 functions T/S/I								
R 51 2A	12V-24V	indicator light in two chambers	1489	x	x	x	1489/I	x	x	x
		4 functions T/S/I/F								
R 51 2A F	12V-24V	tail light in one chamber	1491	1491 KR	x	x	1491/I	1491/I KR	x	x
		tail light in two chambers 1 and 3	x	x	1493	1493 KR	x	x	1493/I	1493/I KR
		4 functions T/S/I/R								
R 51 2A AR	12V-24V	tail light in one chamber	1490	x	x	x	1490/I	x	x	x
		tail light in two chambers 1 and 3	x	x	1492	x	x	x	1492/I	x
		5 functions T/S/I/R/F								
R 51 2A AR F	12V-24V	tail light in one chamber	1487	x	x	x	1487/I	x	x	x
		tail light in two chambers 1 and 3	x	x	1488	x	x	x	1488/I	x



W228

12V-24V IP6K9K



ECE marking	voltage	W228							
		200 cm open end cable / 5 or 7 pin connectors available							
		left				right			
		bolt hole		integrated bolts		bolt hole		integrated bolts	
3 functions T/S/I	12V-24V								
		1494 L	x	1494/I L	x	1494 P	x	1494/I P	x
		1494 L WAS5	x	1494/I L WAS5	x	1494 P WAS5	x	1494/I P WAS5	x
4 functions T/S/I/F	12V-24V								
		1497 L	1497 L KR	1497/I L	1497/I L KR	1497 P	1497 P KR	1497/I P	1497/I P KR
		1497 L WAS5	1497 L KR WAS5	1497/I L WAS5	1497/I L KR WAS5	1497 P WAS5	1497 P KR WAS5	1497/I P WAS5	1497/I P KR WAS5
4 functions T/S/I/R	12V-24V								
		1496 L	x	1496/I L	x	1496 P	x	1496/I P	x
		1496 L WAS5	x	1496/I L WAS5	x	1496 P WAS5	x	1496/I P WAS5	x
5 functions T/S/I/R/F	12V-24V								
		1495 L	x	1495/I L	x	1495 P	x	1495/I P	x
		1495 L WAS7	x	1495/I L WAS7	x	1495 P WAS7	x	1495/I P WAS7	x



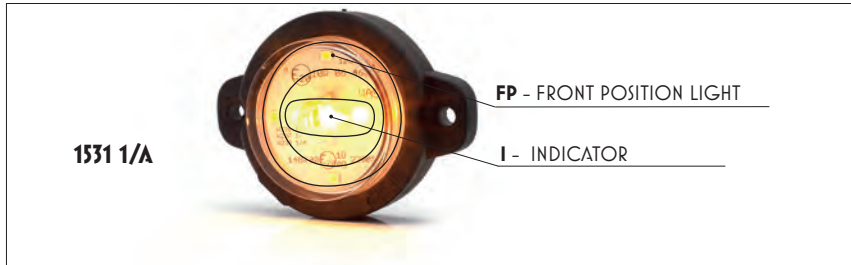
more at:
www.was.eu

Multifunction rear lamps



12V-24V IP6K9K

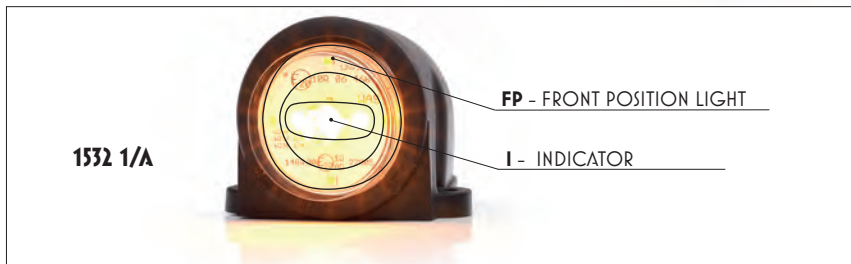
W236



80,5/60,5/25mm

12V-24V IP6K9K

W237



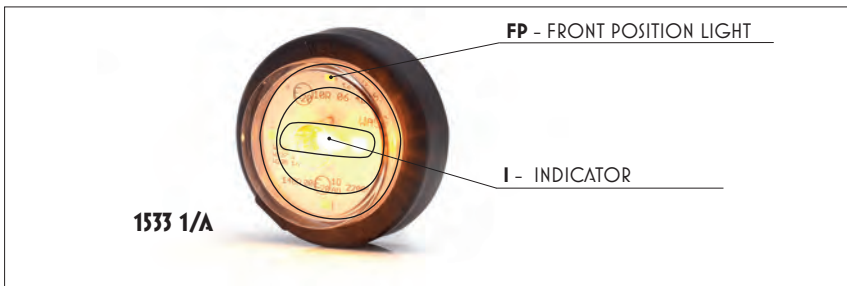
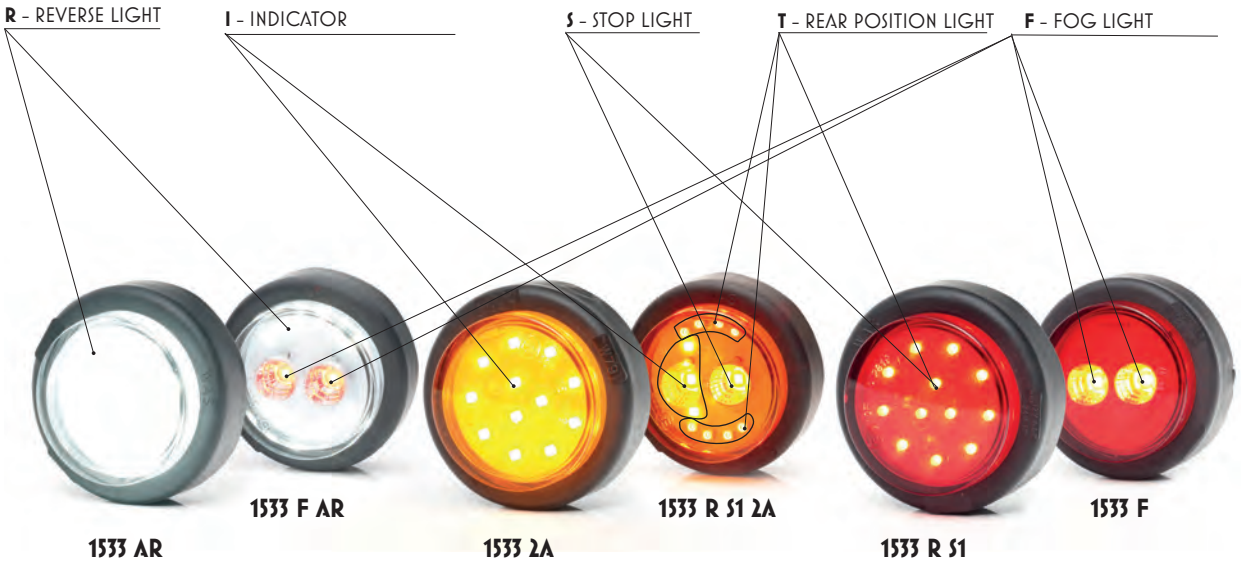
78/60/93mm



W238

12V-24V IP6K9K

LED lamp



Ø60,6/26,4mm

common symbols	ECE marking	voltage	W236		W237			W238			
			25cm open cable								
			universal								
			screw						push-fit assembly		
1 function											
I	2A	12V-24V	1531 2A	x	x	1532 2A	x	x	1533 2A	x	x
R	AR	12V-24V	x	1531 AR	x	x	1532 AR	x	x	1533 AR	x
F	F	12V-24V	x	x	1531 F	x	x	1532 F	x	x	1533 F
2 functions											
F/R	AR F	12V-24V	1531 AR F	x	x	1532 AR F	x	x	1533 AR F	x	x
T/S	R S1	12V-24V	x	1531 R S1	x	x	1532 R S1	x	x	1533 R S1	x
FP/I	1/A	12V-24V	x	x	1531 1/A	x	x	1532 1/A	x	x	1533 1/A
3 functions											
T/S/I	R S1 2A	12V-24V	x	x	1531 R S1 2A	x	x	1532 R S1 2A	x	x	1533 R S1 2A



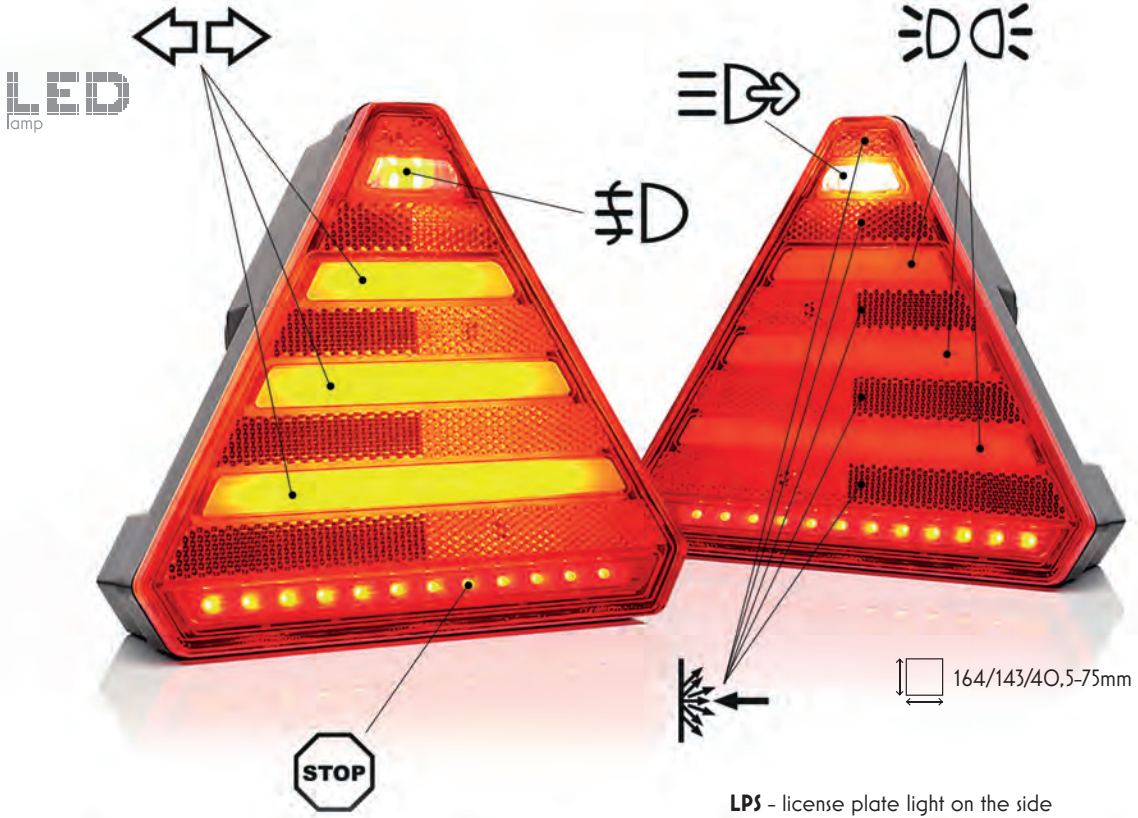
more at:
www.was.eu

Multifunctional rear lamps

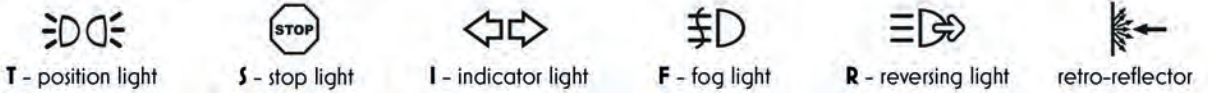


12V-24V IP6K9K

W243



LPS - license plate light on the side

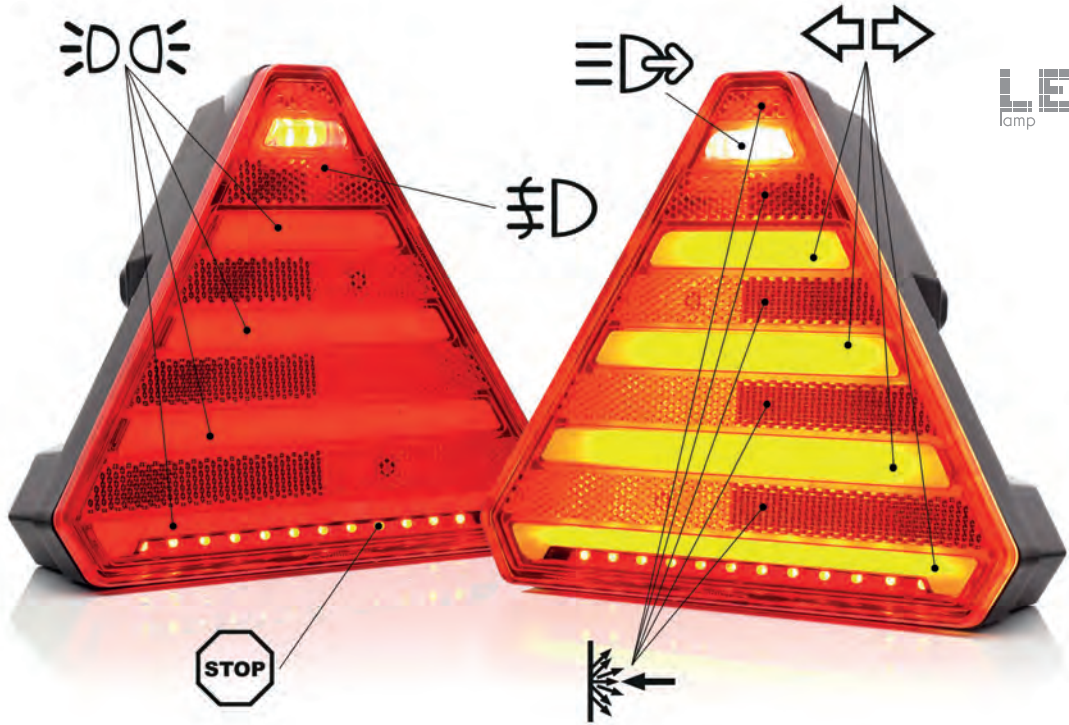


functions	optional lighting - - license plate	assembly side	cable	Schlemmer	TYCO	WASS	WAS7
5 T/S/I/F/R	without	universal	1611 L/P	1611 L/P SCHL	1611 L/P TYCO	x	1611 L/P WAS7
	LPS	left	1612 L	1612 L SCHL	1612 L TYCO	x	1612 L WAS7
		right	1612 P	1612 P SCHL	1612 P TYCO	x	1612 P WAS7
4 T/S/I/F	without	universal	1613 L/P	1613 L/P SCHL	1613 L/P TYCO	1613 L/P WASS	1613 L/P WAS7
	LPS	left	1614 L	1614 L SCHL	1614 L TYCO	1614 L WASS	1614 L WAS7
		right	1614 P	1614 P SCHL	1614 P TYCO	1614 P WASS	1614 P WAS7
4 T/S/I/R	without	universal	1615 L/P	1615 L/P SCHL	1615 L/P TYCO	1615 L/P WASS	1615 L/P WAS7
	LPS	left	1616 L	1616 L SCHL	1616 L TYCO	1616 L WASS	1616 L WAS7
		right	1616 P	1616 P SCHL	1616 P TYCO	1616 P WASS	1616 P WAS7
3 T/S/I	without	universal	1617 L/P	1617 L/P SCHL	1617 L/P TYCO	1617 L/P WASS	1617 L/P WAS7
	LPS	left	1618 L	1618 L SCHL	1618 L TYCO	1618 L WASS	1618 L WAS7
		right	1618 P	1618 P SCHL	1618 P TYCO	1618 P WASS	1618 P WAS7



W244

12V-24V IP6K9K



LED
lamp

164/143/40,5-75mm

LPS - license plate light on the side


T - position light


S - stop light


I - indicator light


F - fog light


R - reversing light


retro-reflector

functions	optional lighting - - license plate	assembly side	cable	Schlemmer	TYCO	WAS5	WAS7
5 T/S/I/F/R	without	universal	1619 L/P	1619 L/P SCHL	1619 L/P TYCO	x	1619 L/P WAS7
	LPS	left	1620 L	1620 L SCHL	1620 L TYCO	x	1620 L WAS7
		right	1620 P	1620 P SCHL	1620 P TYCO	x	1620 P WAS7
4 T/S/I/F	without	universal	1621 L/P	1621 L/P SCHL	1621 L/P TYCO	1621 L/P WAS5	1621 L/P WAS7
	LPS	left	1622 L	1622 L SCHL	1622 L TYCO	1622 L WAS5	1622 L WAS7
		right	1622 P	1622 P SCHL	1622 P TYCO	1622 P WAS5	1622 P WAS7
4 T/S/I/R	without	universal	1623 L/P	1623 L/P SCHL	1623 L/P TYCO	1623 L/P WAS5	1623 L/P WAS7
	LPS	left	1624 L	1624 L SCHL	1624 L TYCO	1624 L WAS5	1624 L WAS7
		right	1624 P	1624 P SCHL	1624 P TYCO	1624 P WAS5	1624 P WAS7
3 T/S/I	without	universal	1625 L/P	1625 L/P SCHL	1625 L/P TYCO	1625 L/P WAS5	1625 L/P WAS7
	LPS	left	1626 L	1626 L SCHL	1626 L TYCO	1626 L WAS5	1626 L WAS7
		right	1626 P	1626 P SCHL	1626 P TYCO	1626 P WAS5	1626 P WAS7



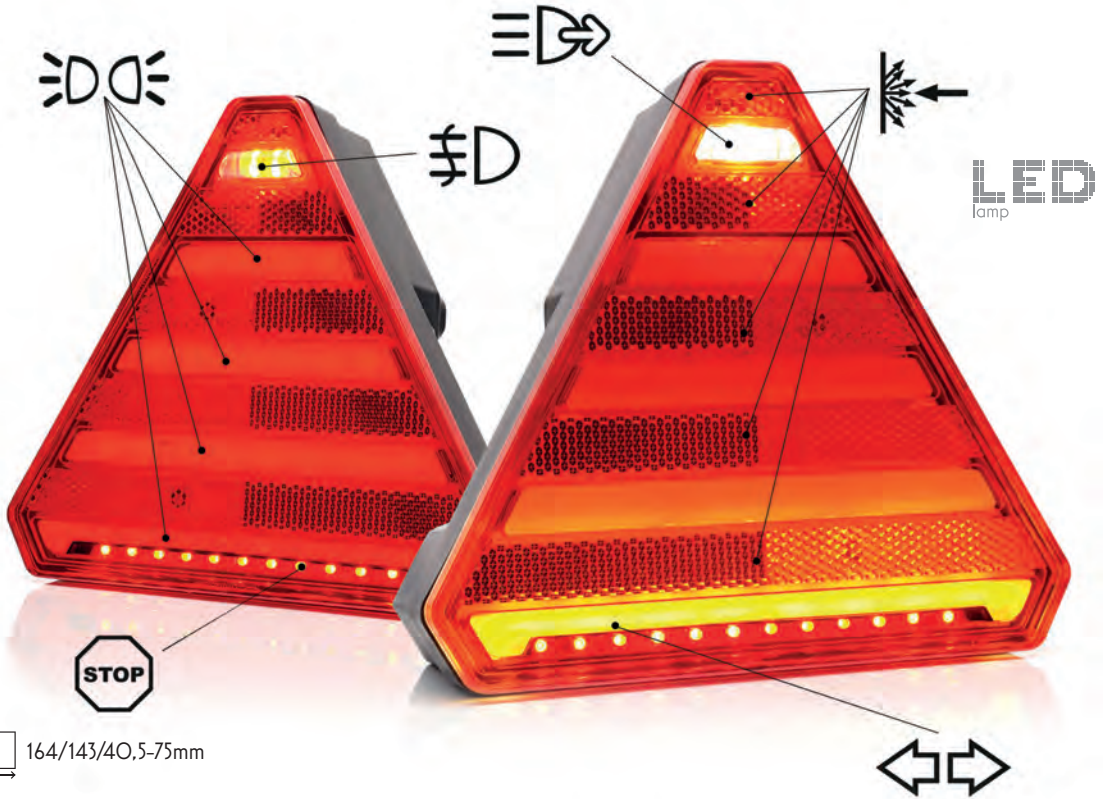
more at:
www.was.eu

Multifunction rear lamps



12V-24V IP6K9K

W245



LPS - license plate light on the side

T - position light

S - stop light

I - indicator light

F - fog light

R - reversing light

retro-reflector


functions	optional lighting - license plate	assembly side	cable	Schlemmer	TYCO	WASS	WAS7
5 T/S/I/F/R	without	universal	1627 L/P	1627 L/P SCHL	1627 L/P TYCO	x	1627 L/P WAS7
	LPS	left	1628 L	1628 L SCHL	1628 L TYCO	x	1628 L WAS7
		right	1628 P	1628 P SCHL	1628 P TYCO	x	1628 P WAS7
4 T/S/I/F	without	universal	1629 L/P	1629 L/P SCHL	1629 L/P TYCO	1629 L/P WASS	1629 L/P WAS7
	LPS	left	1630 L	1630 L SCHL	1630 L TYCO	1630 L WASS	1630 L WAS7
		right	1630 P	1630 P SCHL	1630 P TYCO	1630 P WASS	1630 P WAS7
4 T/S/I/R	without	universal	1631 L/P	1632 L/P SCHL	1632 L/P TYCO	1631 L/P WASS	1631 L/P WAS7
	LPS	left	1632 L	1632 L SCHL	1632 L TYCO	1632 L WASS	1632 L WAS7
		right	1632 P	1624 P SCHL	1632 P TYCO	1632 P WASS	1632 P WAS7
3 T/S/I	without	universal	1633 L/P	1633 L/P SCHL	1633 L/P TYCO	1633 L/P WASS	1633 L/P WAS7
	LPS	left	1634 L	1634 L SCHL	1634 L TYCO	1634 L WASS	1634 L WAS7
		right	1634 P	1634 P SCHL	1634 P TYCO	1634 P WASS	1634 P WAS7



W245DD

12V-24V IP6K9K

LED
lamp



164/143/40,5-75mm

LPS - license plate light on the side

T - position light

S - stop light

I - indicator light

F - fog light

R - reversing light

retro-reflector

functions	optional lighting - license plate	assembly side	cable	Schlemmer	TYCO	WAS5	WAS7
5 T/S/I/F/R	without	left	1635 DD L	1635 DD L SCHL	1635 DD L TYCO	x	1635 DD L WAS7
		right	1635 DD P	1635 DD P SCHL	1635 DD P TYCO	x	1635 DD P WAS7
	LPS	left	1636 DD L	1636 DD L SCHL	1636 DD L TYCO	x	1636 DD L WAS7
		right	1636 DD P	1636 DD P SCHL	1636 DD P TYCO	x	1636 DD P WAS7
4 T/S/I/F	without	left	1637 DD L	1637 DD L SCHL	1637 DD L TYCO	1637 DD L WAS5	1637 DD L WAS7
		right	1637 DD L	1637 DD L SCHL	1637 DD L TYCO	1637 DD L WAS5	1637 DD L WAS7
	LPS	left	1638 DD L	1638 DD L SCHL	1638 DD L TYCO	1638 DD L WAS5	1638 DD L WAS7
		right	1638 DD P	1638 DD P SCHL	1638 DD P TYCO	1638 DD P WAS5	1638 DD P WAS7
4 T/S/I/R	without	left	1639 DD L	1639 DD L SCHL	1639 DD L TYCO	1639 DD L WAS5	1639 DD L WAS7
		right	1639 DD P	1639 DD P SCHL	1639 DD P TYCO	1639 DD P WAS5	1639 DD P WAS7
	LPS	left	1640 DD L	1640 DD L SCHL	1640 DD L TYCO	1640 DD L WAS5	1640 DD L WAS7
		right	1640 DD P	1640 DD P SCHL	1640 DD P TYCO	1640 DD P WAS5	1640 DD P WAS7
3 T/S/I	without	left	1641 DD L	1641 DD L SCHL	1641 DD L TYCO	1641 DD L WAS5	1641 DD L WAS7
		right	1641 DD P	1641 DD P SCHL	1641 DD P TYCO	1641 DD P WAS5	1641 DD P WAS7
	LPS	left	1642 DD L	1642 DD L SCHL	1642 DD L TYCO	1642 DD L WAS5	1642 DD L WAS7
		right	1642 DD P	1642 DD P SCHL	1642 DD P TYCO	1642 DD P WAS5	1642 DD P WAS7



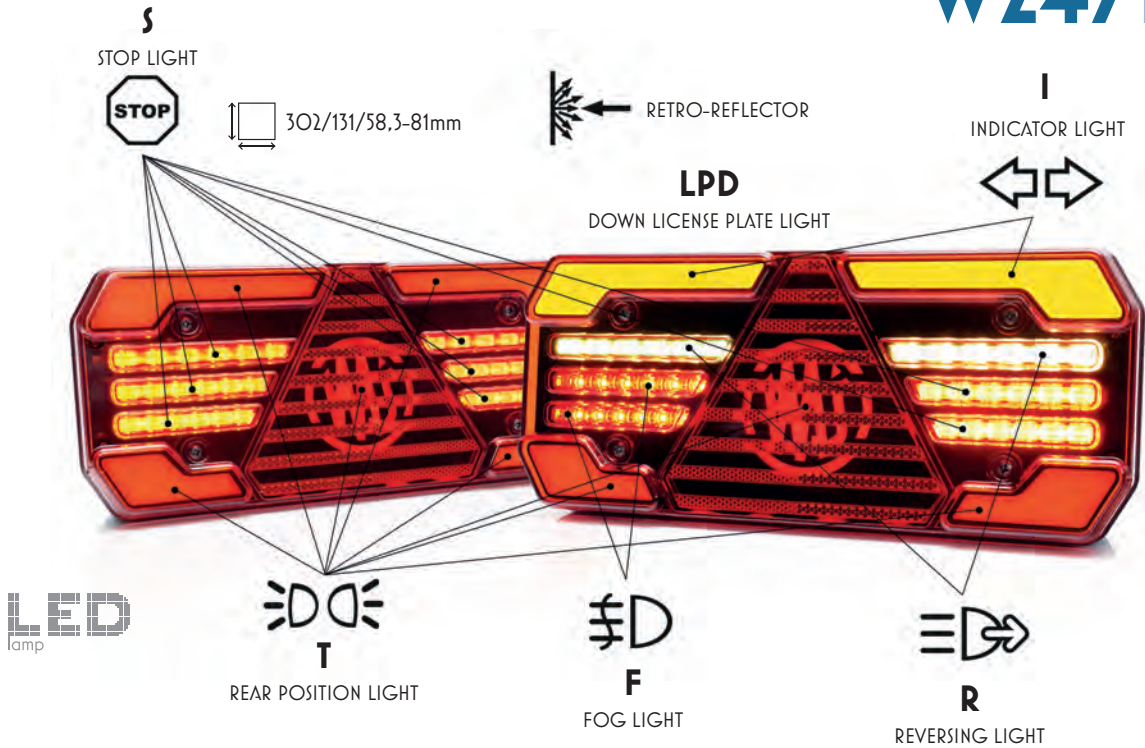
more at:
www.was.eu

Multifunctional rear lamps



12V-24V IP6K9K

W247DD




functions	optional lighting - license plate	additional side position light	stop light	assembly side	W247				
					cable	Schlemmer	TYCO	WAS5	WAS7
5 T/S/I/F/R	without	without		left	1673 L	1673 L SCHL	1673 L TYCO	x	1673 L WAS7
				right	1673 P	1673 P SCHL	1673 P TYCO	x	1673 P WAS7
	LPD	left		1678 L	1678 L SCHL	1678 L TYCO	x	1678 L WAS7	
		right		1678 P	1678 P SCHL	1678 P TYCO	x	1678 P WAS7	
4 T/S/I/F	without	without	left	1674 L	1674 L SCHL	1674 L TYCO	1674 L WAS5	1674 L WAS7	
			right	1674 P	1674 P SCHL	1674 P TYCO	1674 P WAS5	1674 P WAS7	
	LPD	left	1679 L	1679 L SCHL	1679 L TYCO	1679 L WAS5	1679 L WAS7		
		right	1679 P	1679 P SCHL	1679 P TYCO	1679 P WAS5	1679 P WAS7		
4 T/S/I/R	without	without	left	1675 L	1675 L SCHL	1675 L TYCO	1675 L WAS5	1675 L WAS7	
			right	1675 P	1675 P SCHL	1675 P TYCO	1675 P WAS5	1675 P WAS7	
	LPD	left	1680 L	1680 L SCHL	1680 L TYCO	1680 L WAS5	1680 L WAS7		
		right	1680 P	1680 P SCHL	1680 P TYCO	1680 P WAS5	1680 P WAS7		
3 T/S/I	without	without	variant 1	universal	1676 L/P	1676 L/P SCHL	1676 L/P TYCO	1676 L/P WAS5	1676 L/P WAS7
			variant 2	left	1677 L	1677 L SCHL	1677 L TYCO	1677 L WAS5	1677 L WAS7
				right	1677 P	1677 P SCHL	1677 P TYCO	1677 P WAS5	1677 P WAS7
	LPD	without	variant 1	universal	1681 L/P	1681 L/P SCHL	1681 L/P TYCO	1681 L/P WAS5	1681 L/P WAS7
			variant 2	left	1682 L	1682 L SCHL	1682 L TYCO	1682 L WAS5	1682 L WAS7
				right	1682 P	1682 P SCHL	1682 P TYCO	1682 P WAS5	1682 P WAS7




W247DD

12V-24V IP6K9K


5 lights
(T/S/I/F/R)



4 lights
(T/S/I/F)



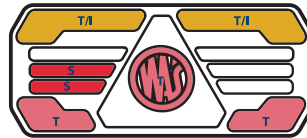
4 lights
(T/S/I/R)



3 lights
(T/S/I) variant 1



3 lights
(T/S/I) variant 2



functions	optional lighting - license plate	additional side position light	stop light	assembly side	W247DD				
					cable	Schlemmer	TYCO	WASS	WAS7
5 T/S/I/F/R	without	without		left	1703 DD L	1703 DD L SCHL	1703 DD L TYCO	x	1703 DD L WAS7
				right	1703 DD P	1703 DD P SCHL	1703 DD P TYCO	x	1703 DD P WAS7
	LPD	without		left	1708 DD L	1708 DD L SCHL	1708 DD L TYCO	x	1708 DD L WAS7
				right	1708 DD P	1708 DD P SCHL	1708 DD P TYCO	x	1708 DD P WAS7
4 T/S/I/F	without	without		left	1704 DD L	1704 DD L SCHL	1704 DD L TYCO	1704 DD L WASS	1704 DD L WAS7
				right	1704 DD P	1704 DD P SCHL	1704 DD P TYCO	1704 DD P WASS	1704 DD P WAS7
	LPD	without		left	1709 DD L	1709 DD L SCHL	1709 DD L TYCO	1709 DD L WASS	1709 DD L WAS7
				right	1709 DD P	1709 DD P SCHL	1709 DD P TYCO	1709 DD P WASS	1709 DD P WAS7
4 T/S/I/R	without	without		left	1705 DD L	1705 DD L SCHL	1705 DD L TYCO	1705 DD L WASS	1705 DD L WAS7
				right	1705 DD P	1705 DD P SCHL	1705 DD P TYCO	1705 DD P WASS	1705 DD P WAS7
	LPD	without		left	1710 DD L	1710 DD L SCHL	1710 DD L TYCO	1710 DD L WASS	1710 DD L WAS7
				right	1710 DD P	1710 DD P SCHL	1710 DD P TYCO	1710 DD P WASS	1710 DD P WAS7
3 T/S/I	without	without	variant 1	left	1706 DD L	1706 DD L SCHL	1706 DD L TYCO	1706 DD L WASS	1706 DD L WAS7
				right	1706 DD P	1706 DD P SCHL	1706 DD P TYCO	1706 DD P WASS	1706 DD P WAS7
			variant 2	left	1707 DD L	1707 DD L SCHL	1707 DD L TYCO	1707 DD L WASS	1707 DD L WAS7
				right	1707 DD P	1707 DD P SCHL	1707 DD P TYCO	1707 DD P WASS	1707 DD P WAS7
	LPD	without	variant 1	left	1711 DD L	1711 DD L SCHL	1711 DD L TYCO	1711 DD L WASS	1711 DD L WAS7
				right	1711 DD P	1711 DD P SCHL	1711 DD P TYCO	1711 DD P WASS	1711 DD P WAS7
variant 2	left	1712 DD L	1712 DD L SCHL	1712 DD L TYCO	1712 DD L WASS	1712 DD L WAS7			
	right	1712 DD P	1712 DD P SCHL	1712 DD P TYCO	1712 DD P WASS	1712 DD P WAS7			



more at:
www.was.eu

Multifunctional rear lamps



12V-24V IP6K9K

W247DD+SM1

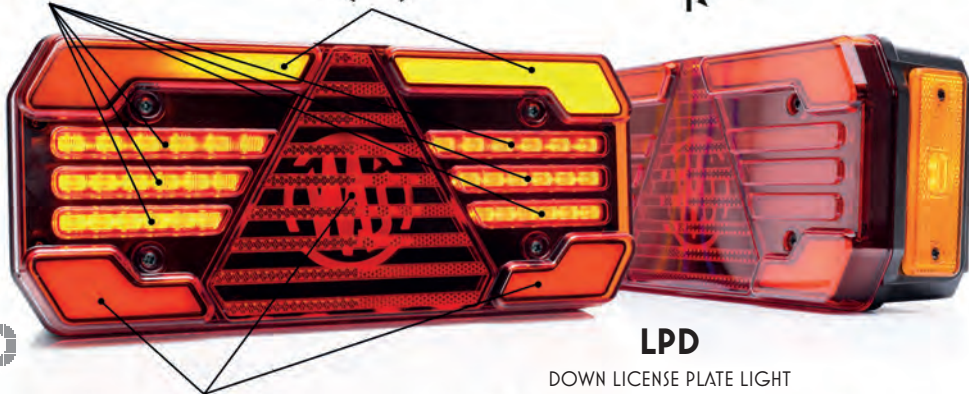
S
STOP LIGHT



I
INDICATOR LIGHT



RETRO-REFLECTOR



LED
lamp

302/131/81mm

LPD
DOWN LICENSE PLATE LIGHT



T
REAR POSITION LIGHT



F
FOG LIGHT



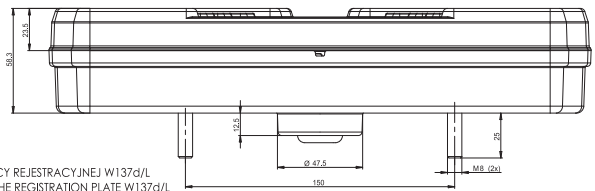
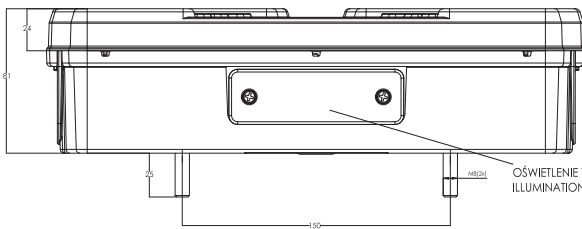
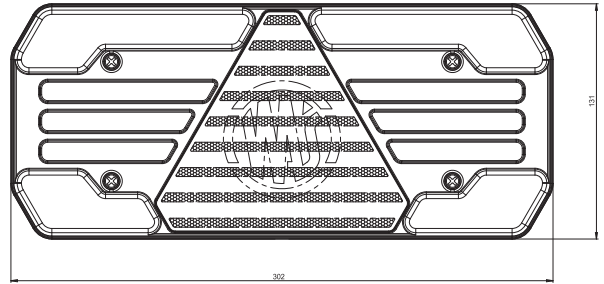
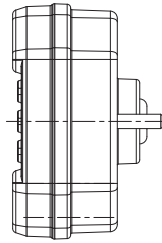
R
REVERSING LIGHT

functions	optional lighting - - license plate	additional side position light	stop light	assembly side	W247				
					cable	Schlemmer	TYCO	WAS5	WAS7
5 T/S/I/F/R	without	SM1		left	1683 L	1683 L SCHL	1683 L TYCO	x	1683 L WAS7
				right	1683 P	1683 P SCHL	1683 P TYCO	x	1683 P WAS7
	left	1688 L		1688 L SCHL	1688 L TYCO	x	1688 L WAS7		
	right	1688 P		1688 P SCHL	1688 P TYCO	x	1688 P WAS7		
4 T/S/I/F	without	SM1	left	1684 L	1684 L SCHL	1684 L TYCO	1684 L WAS5	1684 L WAS7	
			right	1684 P	1684 P SCHL	1684 P TYCO	1684 P WAS5	1684 P WAS7	
	left	1689 L	1689 L SCHL	1689 L TYCO	1689 L WAS5	1689 L WAS7			
	right	1689 P	1689 P SCHL	1689 P TYCO	1689 P WAS5	1689 P WAS7			
4 T/S/I/R	without	SM1	left	1685 L	1685 L SCHL	1685 L TYCO	1685 L WAS5	1685 L WAS7	
			right	1685 P	1685 P SCHL	1685 P TYCO	1685 P WAS5	1685 P WAS7	
	left	1690 L	1690 L SCHL	1690 L TYCO	1690 L WAS5	1690 L WAS7			
	right	1690 P	1690 P SCHL	1690 P TYCO	1690 P WAS5	1690 P WAS7			
3 T/S/I	without	SM1	variant 1	left	1686 L	1686 L SCHL	1686 L TYCO	1686 L WAS5	1686 L WAS7
				right	1686 P	1686 P SCHL	1686 P TYCO	1686 P WAS5	1686 P WAS7
			variant 2	left	1687 L	1687 L SCHL	1687 L TYCO	1687 L WAS5	1687 L WAS7
				right	1687 P	1687 P SCHL	1687 P TYCO	1687 P WAS5	1687 P WAS7
	LPD	SM1	variant 1	left	1691 L	1691 L SCHL	1691 L TYCO	1691 L WAS5	1691 L WAS7
				right	1691 P	1691 P SCHL	1691 P TYCO	1691 P WAS5	1691 P WAS7
			variant 2	left	1692 L	1692 L SCHL	1692 L TYCO	1692 L WAS5	1692 L WAS7
				right	1692 P	1692 P SCHL	1692 P TYCO	1692 P WAS5	1692 P WAS7



W247DD+SM1

12V-24V IP6K9K



OŚWIETLENIE TABLICY REJESTRACYJNEJ W137d/L
ILLUMINATION OF THE REGISTRATION PLATE W137d/L

functions	optional lighting - license plate	additional side position light	stop light	assembly side	W247DD				
					cable	Schlemmer	TYCO	WAS5	WAS7
5 T/S/I/F/R	without	SM1		left	1713 DD L	1713 DD L SCHL	1713 DD L TYCO	x	1713 DD L WAS7
				right	1713 DD P	1713 DD P SCHL	1713 DD P TYCO	x	1713 DD P WAS7
	LPD	SM1		left	1718 DD L	1718 DD L SCHL	1718 DD L TYCO	x	1718 DD L WAS7
				right	1718 DD P	1718 DD P SCHL	1718 DD P TYCO	x	1718 DD P WAS7
4 T/S/I/F	without	SM1	left	1714 DD L	1714 DD L SCHL	1714 DD L TYCO	1714 DD L WAS5	1714 DD L WAS7	
			right	1714 DD P	1714 DD P SCHL	1714 DD P TYCO	1714 DD P WAS5	1714 DD P WAS7	
	LPD	SM1	left	1719 DD L	1719 DD L SCHL	1719 DD L TYCO	1719 DD L WAS5	1719 DD L WAS7	
			right	1719 DD P	1719 DD P SCHL	1719 DD P TYCO	1719 DD P WAS5	1719 DD P WAS7	
4 T/S/I/R	without	SM1	left	1715 DD L	1715 DD L SCHL	1715 DD L TYCO	1715 DD L WAS5	1715 DD L WAS7	
			right	1715 DD P	1715 DD P SCHL	1715 DD P TYCO	1715 DD P WAS5	1715 DD P WAS7	
	LPD	SM1	left	1720 DD L	1720 DD L SCHL	1720 DD L TYCO	1720 DD L WAS5	1720 DD L WAS7	
			right	1720 DD P	1720 DD P SCHL	1720 DD P TYCO	1720 DD P WAS5	1720 DD P WAS7	
3 T/S/I	without	SM1	variant 1	left	1716 DD L	1716 DD L SCHL	1716 DD L TYCO	1716 DD L WAS5	1716 DD L WAS7
				right	1716 DD P	1716 DD P SCHL	1716 DD P TYCO	1716 DD P WAS5	1716 DD P WAS7
			variant 2	left	1717 DD L	1717 DD L SCHL	1717 DD L TYCO	1717 DD L WAS5	1717 DD L WAS7
				right	1717 DD P	1717 DD P SCHL	1717 DD P TYCO	1717 DD P WAS5	1717 DD P WAS7
	LPD	SM1	variant 1	left	1721 DD L	1721 DD L SCHL	1721 DD L TYCO	1721 DD L WAS5	1721 DD L WAS7
				right	1721 DD P	1721 DD P SCHL	1721 DD P TYCO	1721 DD P WAS5	1721 DD P WAS7
			variant 2	left	1722 DD L	1722 DD L SCHL	1722 DD L TYCO	1722 DD L WAS5	1722 DD L WAS7
				right	1722 DD P	1722 DD P SCHL	1722 DD P TYCO	1722 DD P WAS5	1722 DD P WAS7



more at:
www.was.eu

Multifunctional rear lamps



12V-24V IP6K9K

W247DD+W48



RETRO-REFLECTOR

I
INDICATOR LIGHT



R
REVERSING LIGHT

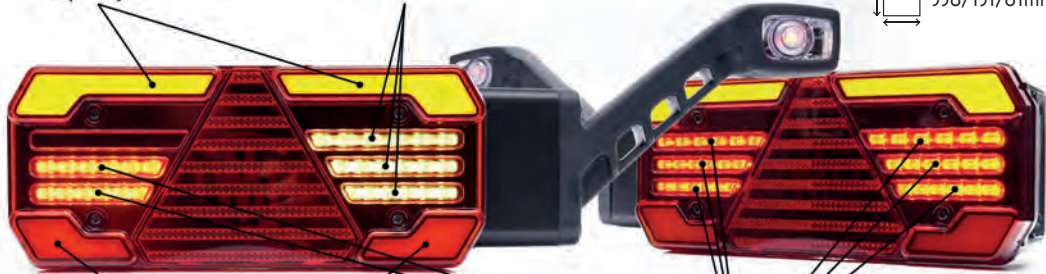


F
FOG LIGHT



LED
lamp

538/131/81mm



LPD
DOWN LICENSE PLATE LIGHT



T
REAR POSITION LIGHT



S
STOP LIGHT

functions	optional lighting - - license plate	additional side position light	stop light	assembly side	W247				
					cable	Schlemmer	TYCO	WAS5	WAS7
5 T/S/I/F/R	without	W48		left	1693 L	1693 L SCHL	1693 L TYCO	x	1693 L WAS7
				right	1693 P	1693 P SCHL	1693 P TYCO	x	1693 P WAS7
	LPD	W48		left	1698 L	1698 L SCHL	1698 L TYCO	x	1698 L WAS7
				right	1698 P	1698 P SCHL	1698 P TYCO	x	1698 P WAS7
4 T/S/I/F	without	W48		left	1694 L	1694 L SCHL	1694 L TYCO	1694 L WAS5	1694 L WAS7
				right	1694 P	1694 P SCHL	1694 P TYCO	1694 P WAS5	1694 P WAS7
	LPD	W48		left	1699 L	1699 L SCHL	1699 L TYCO	1699 L WAS5	1699 L WAS7
				right	1699 P	1699 P SCHL	1699 P TYCO	1699 P WAS5	1699 P WAS7
4 T/S/I/R	without	W48		left	1695 L	1695 L SCHL	1695 L TYCO	1695 L WAS5	1695 L WAS7
				right	1695 P	1695 P SCHL	1695 P TYCO	1695 P WAS5	1695 P WAS7
	LPD	W48		left	1700 L	1700 L SCHL	1700 L TYCO	1700 L WAS5	1700 L WAS7
				right	1700 P	1700 P SCHL	1700 P TYCO	1700 P WAS5	1700 P WAS7
3 T/S/I	without	W48	variant 1	left	1696 L	1696 L SCHL	1696 L TYCO	1696 L WAS5	1696 L WAS7
				right	1696 P	1696 P SCHL	1696 P TYCO	1696 P WAS5	1696 P WAS7
			variant 2	left	1697 L	1697 L SCHL	1697 L TYCO	1697 L WAS5	1697 L WAS7
				right	1697 P	1697 P SCHL	1697 P TYCO	1697 P WAS5	1697 P WAS7
	LPD	W48	variant 1	left	1701 L	1701 L SCHL	1701 L TYCO	1701 L WAS5	1701 L WAS7
				right	1701 P	1701 P SCHL	1701 P TYCO	1701 P WAS5	1701 P WAS7
			variant 2	left	1702 L	1702 L SCHL	1702 L TYCO	1702 L WAS5	1702 L WAS7
				right	1702 P	1702 P SCHL	1702 P TYCO	1702 P WAS5	1702 P WAS7



W247DD+W48

12V-24V IP6K9K

functions	optional lighting - license plate	additional side position light	stop light	assembly side	W247DD				
					cable	Schlemmer	TYCO	WAS5	WAS7
5 T/S/I/F/R	without	W48		left	1723 DD L	1723 DD L SCHL	1723 DD L TYCO	x	1723 DD L WAS7
				right	1723 DD P	1723 DD P SCHL	1723 DD P TYCO	x	1723 DD P WAS7
	LPD	W48		left	1728 DD L	1728 DD L SCHL	1728 DD L TYCO	x	1728 DD L WAS7
				right	1728 DD P	1728 DD P SCHL	1728 DD P TYCO	x	1728 DD P WAS7
4 T/S/I/F	without	W48		left	1724 DD L	1724 DD L SCHL	1724 DD L TYCO	1724 DD L WAS5	1724 DD L WAS7
				right	1724 DD P	1724 DD P SCHL	1724 DD P TYCO	1724 DD P WAS5	1724 DD P WAS7
	LPD	W48		left	1729 DD L	1729 DD L SCHL	1729 DD L TYCO	1729 DD L WAS5	1729 DD L WAS7
				right	1729 DD P	1729 DD P SCHL	1729 DD P TYCO	1729 DD P WAS5	1729 DD P WAS7
4 T/S/I/R	without	W48		left	1725 DD L	1725 DD L SCHL	1725 DD L TYCO	1725 DD L WAS5	1725 DD L WAS7
				right	1725 DD P	1725 DD P SCHL	1725 DD P TYCO	1725 DD P WAS5	1725 DD P WAS7
	LPD	W48		left	1730 DD L	1730 DD L SCHL	1730 DD L TYCO	1730 DD L WAS5	1730 DD L WAS7
				right	1730 DD P	1730 DD P SCHL	1730 DD P TYCO	1730 DD P WAS5	1730 DD P WAS7
3 T/S/I	without	W48	variant 1	left	1726 DD L	1726 DD L SCHL	1726 DD L TYCO	1726 DD L WAS5	1726 DD L WAS7
				right	1726 DD P	1726 DD P SCHL	1726 DD P TYCO	1726 DD P WAS5	1726 DD P WAS7
			variant 2	left	1727 DD L	1727 DD L SCHL	1727 DD L TYCO	1727 DD L WAS5	1727 DD L WAS7
				right	1727 DD P	1727 DD P SCHL	1727 DD P TYCO	1727 DD P WAS5	1727 DD P WAS7
	LPD	W48	variant 1	left	1731 DD L	1731 DD L SCHL	1731 DD L TYCO	1731 DD L WAS5	1731 DD L WAS7
				right	1731 DD P	1731 DD P SCHL	1731 DD P TYCO	1731 DD P WAS5	1731 DD P WAS7
			variant 2	left	1732 DD L	1732 DD L SCHL	1732 DD L TYCO	1732 DD L WAS5	1732 DD L WAS7
				right	1732 DD P	1732 DD P SCHL	1732 DD P TYCO	1732 DD P WAS5	1722 DD P WAS7

Technical Details

Approval E20: R3, R4, R6, R7, R10, R23, R38, R91, R148

Cable: 195cm

IP class: IP6K9K

Power consumption	12V	24V
position light:	max. 5,5W	
stop light:	max. 6W	
direction indicator light:	max. 21W	
dynamic indicator light:	max. 17W	
reverse light:	max. 8W	
fog light:	max. 5W	
numberplate light:	0,8W	1,7W



12V-24V IP6K9K

W248DD

LED
lamp

I
INDICATOR LIGHT




R
REVERSING LIGHT



F
FOG LIGHT



RETRO-REFLECTOR



302/131/58,3-81mm



S
STOP LIGHT

LPD
DOWN LICENSE PLATE LIGHT



T
REAR POSITION LIGHT

functions	optional lighting - license plate	additional side position light	stop light	assembly side	W248				
					cable	Schlemmer	TYCO	WAS5	WAS7
5 T/S/I/F/R	without	without		left	1733 L	1733 L SCHL	1733 L TYCO	x	1733 L WAS7
				right	1733 P	1733 P SCHL	1733 P TYCO	x	1733 P WAS7
	LPD	left		1738 L	1738 L SCHL	1738 L TYCO	x	1738 L WAS7	
		right		1738 P	1738 P SCHL	1738 P TYCO	x	1738 P WAS7	
4 T/S/I/F	without	without	left	1734 L	1734 L SCHL	1734 L TYCO	1734 L WAS5	1734 L WAS7	
			right	1734 P	1734 P SCHL	1734 P TYCO	1734 P WAS5	1734 P WAS7	
	LPD	left	1739 L	1739 L SCHL	1739 L TYCO	1739 L WAS5	1739 L WAS7		
		right	1739 P	1739 P SCHL	1739 P TYCO	1739 P WAS5	1739 P WAS7		
4 T/S/I/R	without	without	left	1735 L	1735 L SCHL	1735 L TYCO	1735 L WAS5	1735 L WAS7	
			right	1735 P	1735 P SCHL	1735 P TYCO	1735 P WAS5	1735 P WAS7	
	LPD	left	1740 L	1740 L SCHL	1740 L TYCO	1740 L WAS5	1740 L WAS7		
		right	1740 P	1740 P SCHL	1740 P TYCO	1740 P WAS5	1740 P WAS7		
3 T/S/I	without	without	variant 1	universal	1736 L/P	1736 L/P SCHL	1736 L/P TYCO	1736 L/P WAS5	1736 L/P WAS7
			variant 2	left	1737 L	1737 L SCHL	1737 L TYCO	1737 L WAS5	1737 L WAS7
				right	1737 P	1737 P SCHL	1737 P TYCO	1737 P WAS5	1737 P WAS7
	LPD	without	variant 1	universal	1741 L/P	1741 L/P SCHL	1741 L/P TYCO	1741 L/P WAS5	1741 L/P WAS7
			variant 2	left	1742 L	1742 L SCHL	1742 L TYCO	1742 L WAS5	1742 L WAS7
				right	1742 P	1742 P SCHL	1742 P TYCO	1742 P WAS5	1742 P WAS7



W248DD

12V-24V IP6K9K

5 lights
(T/S/I/F/R)



4 lights
(T/S/I/F)



4 lights
(T/S/I/R)



3 lights
(T/S/I) variant 1



3 lights
(T/S/I) variant 2

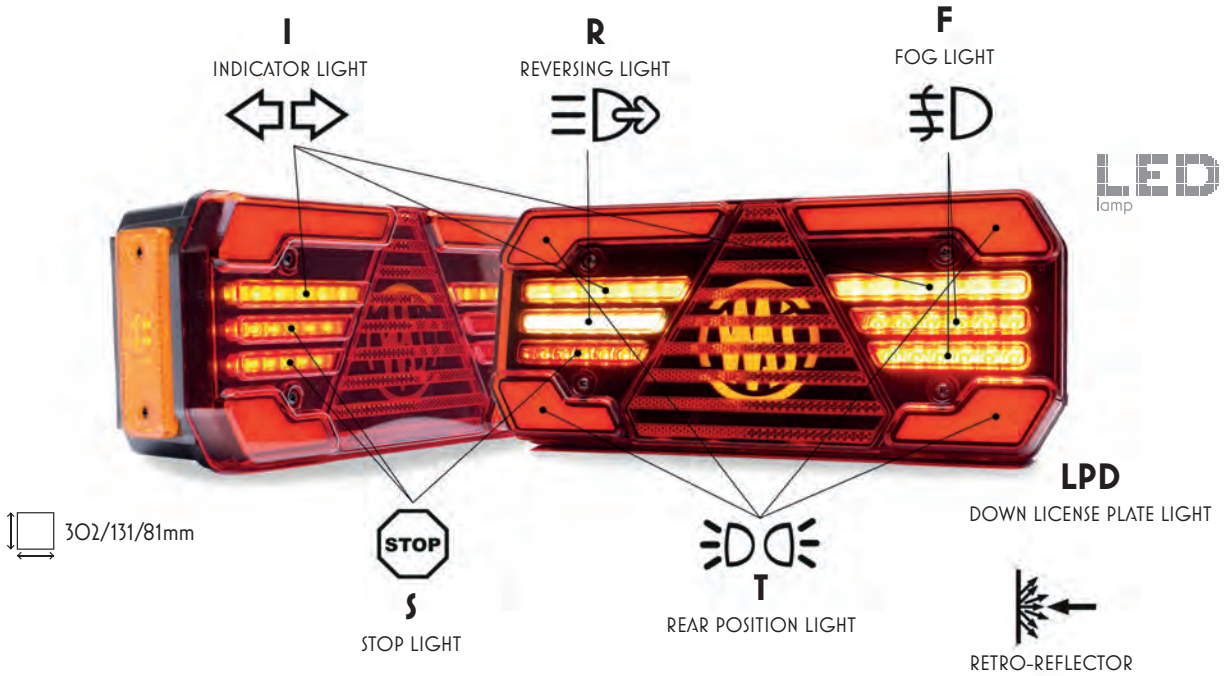


functions	optional lighting - license plate	additional side position light	stop light	assembly side	W248DD				
					cable	Schlemmer	TYCO	WAS5	WAS7
5 T/S/I/F/R	without	without		left	1763 DD L	1763 DD L SCHL	1763 DD L TYCO	x	1763 DD L WAS7
				right	1763 DD P	1763 DD P SCHL	1763 DD P TYCO	x	1763 DD P WAS7
	LPD	without		left	1768 DD L	1768 DD L SCHL	1768 DD L TYCO	x	1768 DD L WAS7
				right	1768 DD P	1768 DD P SCHL	1768 DD P TYCO	x	1768 DD P WAS7
4 T/S/I/F	without	without		left	1764 DD L	1764 DD L SCHL	1764 DD L TYCO	1764 DD L WAS5	1764 DD L WAS7
				right	1764 DD P	1764 DD P SCHL	1764 DD P TYCO	1764 DD P WAS5	1764 DD P WAS7
	LPD	without		left	1769 DD L	1769 DD L SCHL	1769 DD L TYCO	1769 DD L WAS5	1769 DD L WAS7
				right	1769 DD P	1769 DD P SCHL	1769 DD P TYCO	1769 DD P WAS5	1769 DD P WAS7
4 T/S/I/R	without	without		left	1765 DD L	1765 DD L SCHL	1765 DD L TYCO	1765 DD L WAS5	1765 DD L WAS7
				right	1765 DD P	1765 DD P SCHL	1765 DD P TYCO	1765 DD P WAS5	1765 DD P WAS7
	LPD	without		left	1770 DD L	1770 DD L SCHL	1770 DD L TYCO	1770 DD L WAS5	1770 DD L WAS7
				right	1770 DD P	1770 DD P SCHL	1770 DD P TYCO	1770 DD P WAS5	1770 DD P WAS7
3 T/S/I	without	without	variant 1	left	1766 DD L	1766 DD L SCHL	1766 DD L TYCO	1766 DD L WAS5	1766 DD L WAS7
				right	1766 DD P	1766 DD P SCHL	1766 DD P TYCO	1766 DD P WAS5	1766 DD P WAS7
			variant 2	left	1767 DD L	1767 DD L SCHL	1767 DD L TYCO	1767 DD L WAS5	1767 DD L WAS7
				right	1767 DD P	1767 DD P SCHL	1767 DD P TYCO	1767 DD P WAS5	1767 DD P WAS7
	LPD	without	variant 1	left	1771 DD L	1771 DD L SCHL	1771 DD L TYCO	1771 DD L WAS5	1771 DD L WAS7
				right	1771 DD P	1771 DD P SCHL	1771 DD P TYCO	1771 DD P WAS5	1771 DD P WAS7
			variant 2	left	1772 DD L	1772 DD L SCHL	1772 DD L TYCO	1772 DD L WAS5	1772 DD L WAS7
				right	1772 DD P	1772 DD P SCHL	1772 DD P TYCO	1772 DD P WAS5	1772 DD P WAS7



12V-24V IP6K9K

W248DD+SM1

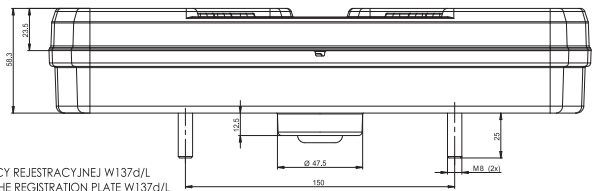
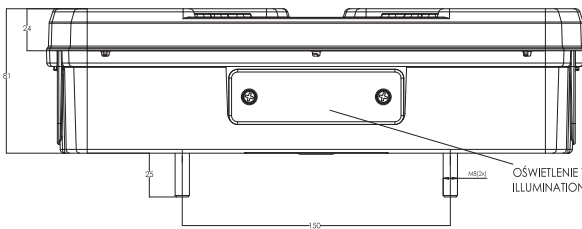
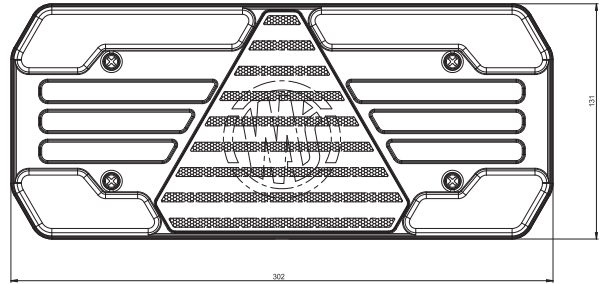
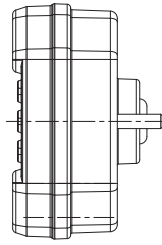


functions	optional lighting - license plate	additional side position light	stop light	assembly side	W248				
					cable	Schlemmer	TYCO	WASS	WAS7
5 T/S/I/F/R	without	SM1		left	1743 L	1743 L SCHL	1743 L TYCO	x	1743 L WAS7
				right	1743 P	1743 P SCHL	1743 P TYCO	x	1743 P WAS7
	LPD	left		1748 L	1748 L SCHL	1748 L TYCO	x	1748 L WAS7	
		right		1748 P	1748 P SCHL	1748 P TYCO	x	1748 P WAS7	
4 T/S/I/F	without	SM1		left	1744 L	1744 L SCHL	1744 L TYCO	1744 L WASS	1744 L WAS7
				right	1744 P	1744 P SCHL	1744 P TYCO	1744 P WASS	1744 P WAS7
	LPD	left		1749 L	1749 L SCHL	1749 L TYCO	1749 L WASS	1749 L WAS7	
		right		1749 P	1749 P SCHL	1749 P TYCO	1749 P WASS	1749 P WAS7	
4 T/S/I/R	without	SM1		left	1745 L	1745 L SCHL	1745 L TYCO	1745 L WASS	1745 L WAS7
				right	1745 P	1745 P SCHL	1745 P TYCO	1745 P WASS	1745 P WAS7
	LPD	left		1750 L	1750 L SCHL	1750 L TYCO	1750 L WASS	1750 L WAS7	
		right		1750 P	1750 P SCHL	1750 P TYCO	1750 P WASS	1750 P WAS7	
3 T/S/I	without	SM1	variant 1	left	1746 L	1746 L SCHL	1746 L TYCO	1746 L WASS	1746 L WAS7
				right	1746 P	1746 P SCHL	1746 P TYCO	1746 P WASS	1746 P WAS7
			variant 2	left	1747 L	1747 L SCHL	1747 L TYCO	1747 L WASS	1747 L WAS7
				right	1747 P	1747 P SCHL	1747 P TYCO	1747 P WASS	1747 P WAS7
	LPD	SM1	variant 1	left	1751 L	1751 L SCHL	1751 L TYCO	1751 L WASS	1751 L WAS7
				right	1751 P	1751 P SCHL	1751 P TYCO	1751 P WASS	1751 P WAS7
			variant 2	left	1752 L	1752 L SCHL	1752 L TYCO	1752 L WASS	1752 L WAS7
				right	1752 P	1752 P SCHL	1752 P TYCO	1752 P WASS	1752 P WAS7



W248DD+SM1

12V-24V IP6K9K



OŚWIETLENIE TABLICY REJESTRACYJNEJ W137G/L
ILLUMINATION OF THE REGISTRATION PLATE W137G/L

functions	optional lighting - license plate	additional side position light	stop light	assembly side	W248DD				
					cable	Schlemmer	TYCO	WAS5	WAS7
5 T/S/I/F/R	without	SM1		left	1773 DD L	1773 DD L SCHL	1773 DD L TYCO	x	1773 DD L WAS7
				right	1773 DD P	1773 DD P SCHL	1773 DD P TYCO	x	1773 DD P WAS7
	LPD	SM1		left	1778 DD L	1778 DD L SCHL	1778 DD L TYCO	x	1778 DD L WAS7
				right	1778 DD P	1778 DD P SCHL	1778 DD P TYCO	x	1778 DD P WAS7
4 T/S/I/F	without	SM1		left	1774 DD L	1774 DD L SCHL	1774 DD L TYCO	1774 DD L WAS5	1774 DD L WAS7
				right	1774 DD P	1774 DD P SCHL	1774 DD P TYCO	1774 DD P WAS5	1774 DD P WAS7
	LPD	SM1		left	1779 DD L	1779 DD L SCHL	1779 DD L TYCO	1779 DD L WAS5	1779 DD L WAS7
				right	1779 DD P	1779 DD P SCHL	1779 DD P TYCO	1779 DD P WAS5	1779 DD P WAS7
4 T/S/I/R	without	SM1		left	1775 DD L	1775 DD L SCHL	1775 DD L TYCO	1775 DD L WAS5	1775 DD L WAS7
				right	1775 DD P	1775 DD P SCHL	1775 DD P TYCO	1775 DD P WAS5	1775 DD P WAS7
	LPD	SM1		left	1780 DD L	1780 DD L SCHL	1780 DD L TYCO	1780 DD L WAS5	1780 DD L WAS7
				right	1780 DD P	1780 DD P SCHL	1780 DD P TYCO	1780 DD P WAS5	1780 DD P WAS7
3 T/S/I	without	SM1	variant 1	left	1776 DD L	1776 DD L SCHL	1776 DD L TYCO	1776 DD L WAS5	1776 DD L WAS7
				right	1776 DD P	1776 DD P SCHL	1776 DD P TYCO	1776 DD P WAS5	1776 DD P WAS7
			variant 2	left	1777 DD L	1777 DD L SCHL	1777 DD L TYCO	1777 DD L WAS5	1777 DD L WAS7
				right	1777 DD P	1777 DD P SCHL	1777 DD P TYCO	1777 DD P WAS5	1777 DD P WAS7
	LPD	SM1	variant 1	left	1781 DD L	1781 DD L SCHL	1781 DD L TYCO	1781 DD L WAS5	1781 DD L WAS7
				right	1781 DD P	1781 DD P SCHL	1781 DD P TYCO	1781 DD P WAS5	1781 DD P WAS7
			variant 2	left	1782 DD L	1782 DD L SCHL	1782 DD L TYCO	1782 DD L WAS5	1782 DD L WAS7
				right	1782 DD P	1782 DD P SCHL	1782 DD P TYCO	1782 DD P WAS5	1782 DD P WAS7



more at:
www.was.eu

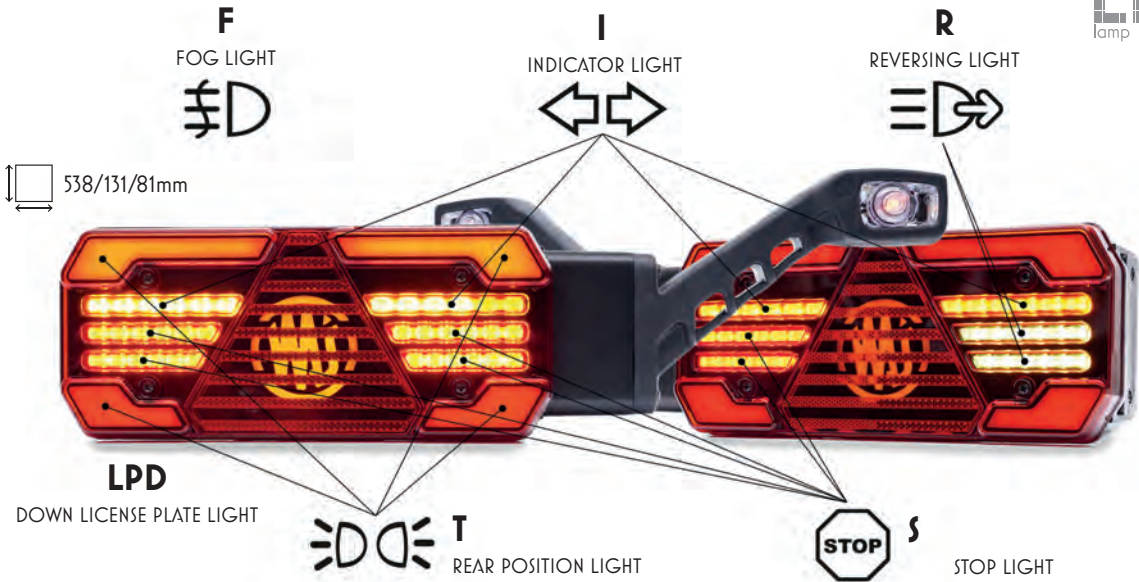
Multifunctional rear lamps



W248DD+W48

12V-24V IP6K9K
RETRO-REFLECTOR

LED
lamp



functions	optional lighting - - license plate	additional side position light	stop light	assembly side	W248				
					cable	Schlemmer	TYCO	WASS	WAS7
5 T/S/I/F/R	without	W48		left	1753 L	1753 L SCHL	1753 L TYCO	x	1753 L WAS7
				right	1753 P	1753 P SCHL	1753 P TYCO	x	1753 P WAS7
	LPD	left		1758 L	1758 L SCHL	1758 L TYCO	x	1758 L WAS7	
		right		1758 P	1758 P SCHL	1758 P TYCO	x	1758 P WAS7	
4 T/S/I/F	without	W48	left	1754 L	1754 L SCHL	1754 L TYCO	1754 L WASS	1754 L WAS7	
			right	1754 P	1754 P SCHL	1754 P TYCO	1754 P WASS	1754 P WAS7	
	LPD	left	1759 L	1759 L SCHL	1759 L TYCO	1759 L WASS	1759 L WAS7		
		right	1759 P	1759 P SCHL	1759 P TYCO	1759 P WASS	1759 P WAS7		
4 T/S/I/R	without	W48	left	1755 L	1755 L SCHL	1755 L TYCO	1755 L WASS	1755 L WAS7	
			right	1755 P	1755 P SCHL	1755 P TYCO	1755 P WASS	1755 P WAS7	
	LPD	left	1760 L	1760 L SCHL	1760 L TYCO	1760 L WASS	1760 L WAS7		
		right	1760 P	1760 P SCHL	1760 P TYCO	1760 P WASS	1760 P WAS7		
3 T/S/I	without	W48	variant 1	left	1756 L	1756 L SCHL	1756 L TYCO	1756 L WASS	1756 L WAS7
				right	1756 P	1756 P SCHL	1756 P TYCO	1756 P WASS	1756 P WAS7
			variant 2	left	1757 L	1757 L SCHL	1757 L TYCO	1757 L WASS	1757 L WAS7
				right	1757 P	1757 P SCHL	1757 P TYCO	1757 P WASS	1757 P WAS7
	LPD	W48	variant 1	left	1761 L	1761 L SCHL	1761 L TYCO	1761 L WASS	1761 L WAS7
				right	1761 P	1761 P SCHL	1761 P TYCO	1761 P WASS	1761 P WAS7
			variant 2	left	1762 L	1762 L SCHL	1762 L TYCO	1762 L WASS	1762 L WAS7
				right	1762 P	1762 P SCHL	1762 P TYCO	1762 P WASS	1762 P WAS7



W248DD+W48

12V-24V IP6K9K

functions	optional lighting - license plate	additional side position light	stop light	assembly side	W248DD				
					cable	Schlemmer	TYCO	WAS5	WAS7
5 T/S/I/F/R	without	W48		left	1783 DD L	1783 DD L SCHL	1783 DD L TYCO	x	1783 DD L WAS7
				right	1783 DD P	1783 DD P SCHL	1783 DD P TYCO	x	1783 DD P WAS7
	LPD	W48		left	1788 DD L	1788 DD L SCHL	1788 DD L TYCO	x	1788 DD L WAS7
				right	1788 DD P	1788 DD P SCHL	1788 DD P TYCO	x	1788 DD P WAS7
4 T/S/I/F	without	W48		left	1784 DD L	1784 DD L SCHL	1784 DD L TYCO	1784 DD L WAS5	1784 DD L WAS7
				right	1784 DD P	1784 DD P SCHL	1784 DD P TYCO	1784 DD P WAS5	1784 DD P WAS7
	LPD	W48		left	1789 DD L	1789 DD L SCHL	1789 DD L TYCO	1789 DD L WAS5	1789 DD L WAS7
				right	1789 DD P	1789 DD P SCHL	1789 DD P TYCO	1789 DD P WAS5	1789 DD P WAS7
4 T/S/I/R	without	W48		left	1785 DD L	1785 DD L SCHL	1785 DD L TYCO	1785 DD L WAS5	1785 DD L WAS7
				right	1785 DD P	1785 DD P SCHL	1785 DD P TYCO	1785 DD P WAS5	1785 DD P WAS7
	LPD	W48		left	1790 DD L	1790 DD L SCHL	1790 DD L TYCO	1790 DD L WAS5	1790 DD L WAS7
				right	1790 DD P	1790 DD P SCHL	1790 DD P TYCO	1790 DD P WAS5	1790 DD P WAS7
3 T/S/I	without	W48	variant 1	left	1786 DD L	1786 DD L SCHL	1786 DD L TYCO	1786 DD L WAS5	1786 DD L WAS7
				right	1786 DD P	1786 DD P SCHL	1786 DD P TYCO	1786 DD P WAS5	1786 DD P WAS7
			variant 2	left	1787 DD L	1787 DD L SCHL	1787 DD L TYCO	1787 DD L WAS5	1787 DD L WAS7
				right	1787 DD P	1787 DD P SCHL	1787 DD P TYCO	1787 DD P WAS5	1787 DD P WAS7
	LPD	W48	variant 1	left	1791 DD L	1791 DD L SCHL	1791 DD L TYCO	1791 DD L WAS5	1791 DD L WAS7
				right	1791 DD P	1791 DD P SCHL	1791 DD P TYCO	1791 DD P WAS5	1791 DD P WAS7
			variant 2	left	1792 DD L	1792 DD L SCHL	1792 DD L TYCO	1792 DD L WAS5	1792 DD L WAS7
				right	1792 DD P	1792 DD P SCHL	1792 DD P TYCO	1792 DD P WAS5	1792 DD P WAS7

Technical Details

Approval E20: R3, R4, R6, R7, R10, R23, R38, R91, R148

Cable: 195cm

IP class: IP6K9K

Power consumption	12V	24V
position light:	max. 5,5W	
stop light:	max. 5W	
direction indicator light:	max. 21W	
dynamic indicator light:	max. 21W	
reverse light:	max. 6W	
fog light:	max. 5W	
numberplate light:	0,8W	1,7W



more at:
www.was.eu

Multifunctional rear lamps

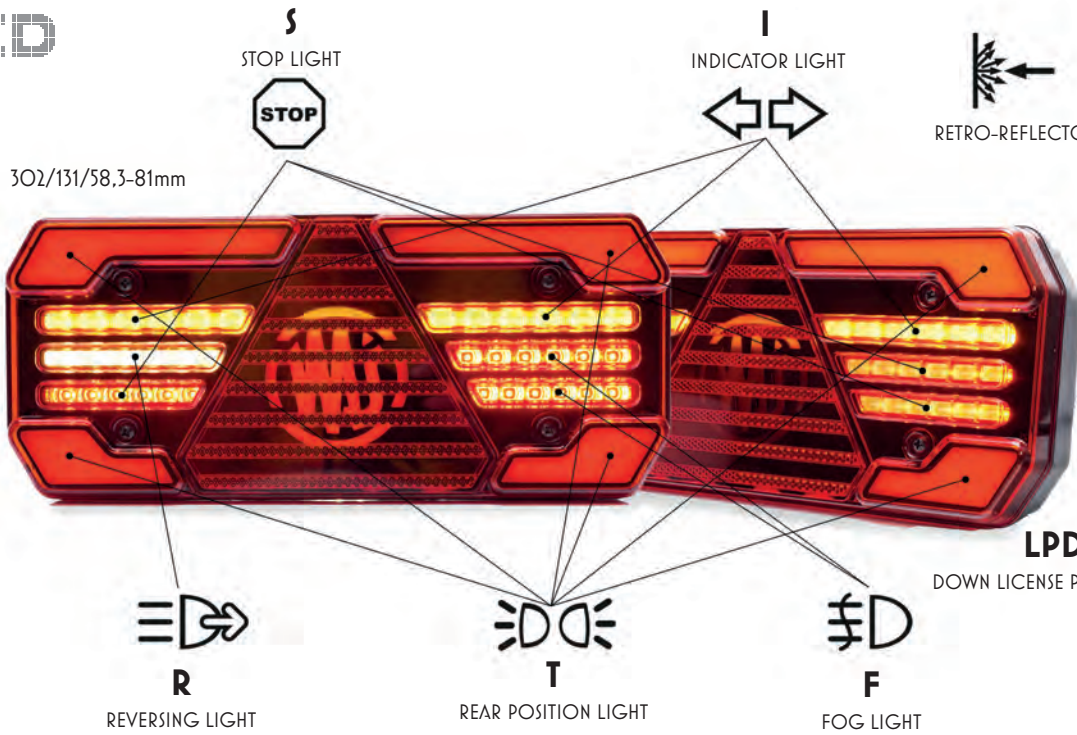


12V-24V IP6K9K

W249DD

LED
lamp

302/131/58,3-81mm



functions	optional lighting - license plate	additional side position light	stop light	assembly side	W249				
					cable	Schlemmer	TYCO	WASS	WAS7
5 T/S/I/F/R	without	without		left	1793 L	1793 L SCHL	1793 L TYCO	x	1793 L WAS7
				right	1793 P	1793 P SCHL	1793 P TYCO	x	1793 P WAS7
	LPD	left		1798 L	1798 L SCHL	1798 L TYCO	x	1798 L WAS7	
		right		1798 P	1798 P SCHL	1798 P TYCO	x	1798 P WAS7	
4 T/S/I/F	without	without	left	1794 L	1794 L SCHL	1794 L TYCO	1794 L WASS	1794 L WAS7	
			right	1794 P	1794 P SCHL	1794 P TYCO	1794 P WASS	1794 P WAS7	
	LPD	left	1799 L	1799 L SCHL	1799 L TYCO	1799 L WASS	1799 L WAS7		
		right	1799 P	1799 P SCHL	1799 P TYCO	1799 P WASS	1799 P WAS7		
4 T/S/I/R	without	without	left	1795 L	1795 L SCHL	1795 L TYCO	1795 L WASS	1795 L WAS7	
			right	1795 P	1795 P SCHL	1795 P TYCO	1795 P WASS	1795 P WAS7	
	LPD	left	1800 L	1800 L SCHL	1800 L TYCO	1800 L WASS	1800 L WAS7		
		right	1800 P	1800 P SCHL	1800 P TYCO	1800 P WASS	1800 P WAS7		
3 T/S/I	without	without	variant 1	universal	1796 L/P	1796 L/P SCHL	1796 L/P TYCO	1796 L/P WASS	1796 L/P WAS7
			variant 2	left	1797 L	1797 L SCHL	1797 L TYCO	1797 L WASS	1797 L WAS7
				right	1797 P	1797 P SCHL	1797 P TYCO	1797 P WASS	1797 P WAS7
	LPD	without	variant 1	universal	1801 L/P	1801 L/P SCHL	1801 L/P TYCO	1801 L/P WASS	1801 L/P WAS7
			variant 2	left	1802 L	1802 L SCHL	1802 L TYCO	1802 L WASS	1802 L WAS7
				right	1802 P	1802 P SCHL	1802 P TYCO	1802 P WASS	1802 P WAS7



W249DD

12V-24V IP6K9K

5 lights
(T/S/I/F/R)




4 lights
(T/S/I/F)




4 lights
(T/S/I/R)



3 lights
(T/S/I) variant 1



3 lights
(T/S/I) variant 2



functions	optional lighting - license plate	additional side position light	stop light	assembly side	W249DD				
					cable	Schlemmer	TYCO	WAS5	WAS7
5 T/S/I/F/R	without	without		left	1823 DD L	1823 DD L SCHL	1823 DD L TYCO	x	1823 DD L WAS7
				right	1823 DD P	1823 DD P SCHL	1823 DD P TYCO	x	1823 DD P WAS7
	LPD	without		left	1828 DD L	1828 DD L SCHL	1828 DD L TYCO	x	1828 DD L WAS7
				right	1828 DD P	1828 DD P SCHL	1828 DD P TYCO	x	1828 DD P WAS7
4 T/S/I/F	without	without		left	1824 DD L	1824 DD L SCHL	1824 DD L TYCO	1824 DD L WAS5	1824 DD L WAS7
				right	1824 DD P	1824 DD P SCHL	1824 DD P TYCO	1824 DD P WAS5	1824 DD P WAS7
	LPD	without		left	1829 DD L	1829 DD L SCHL	1829 DD L TYCO	1829 DD L WAS5	1829 DD L WAS7
				right	1829 DD P	1829 DD P SCHL	1829 DD P TYCO	1829 DD P WAS5	1829 DD P WAS7
4 T/S/I/R	without	without		left	1825 DD L	1825 DD L SCHL	1825 DD L TYCO	1825 DD L WAS5	1825 DD L WAS7
				right	1825 DD P	1825 DD P SCHL	1825 DD P TYCO	1825 DD P WAS5	1825 DD P WAS7
	LPD	without		left	1830 DD L	1830 DD L SCHL	1830 DD L TYCO	1830 DD L WAS5	1830 DD L WAS7
				right	1830 DD P	1830 DD P SCHL	1830 DD P TYCO	1830 DD P WAS5	1830 DD P WAS7
3 T/S/I	without	without	variant 1	left	1826 DD L	1826 DD L SCHL	1826 DD L TYCO	1826 DD L WAS5	1826 DD L WAS7
				right	1826 DD P	1826 DD P SCHL	1826 DD P TYCO	1826 DD P WAS5	1826 DD P WAS7
			variant 2	left	1827 DD L	1827 DD L SCHL	1827 DD L TYCO	1827 DD L WAS5	1827 DD L WAS7
				right	1827 DD P	1827 DD P SCHL	1827 DD P TYCO	1827 DD P WAS5	1827 DD P WAS7
	LPD	without	variant 1	left	1831 DD L	1831 DD L SCHL	1831 DD L TYCO	1831 DD L WAS5	1831 DD L WAS7
				right	1831 DD P	1831 DD P SCHL	1831 DD P TYCO	1831 DD P WAS5	1831 DD P WAS7
			variant 2	left	1832 DD L	1832 DD L SCHL	1832 DD L TYCO	1832 DD L WAS5	1832 DD L WAS7
				right	1832 DD P	1832 DD P SCHL	1832 DD P TYCO	1832 DD P WAS5	1832 DD P WAS7



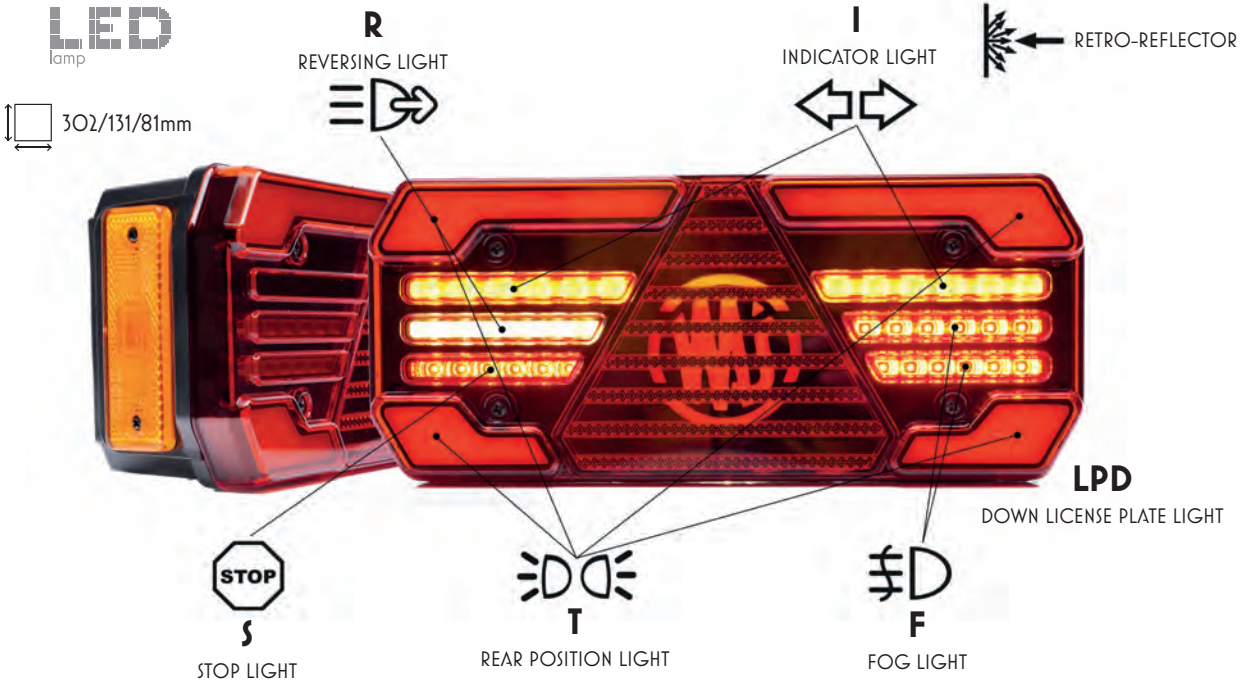
more at:
www.was.eu

Multifunction rear lamps



12V-24V IP6K9K

W249DD+SM1

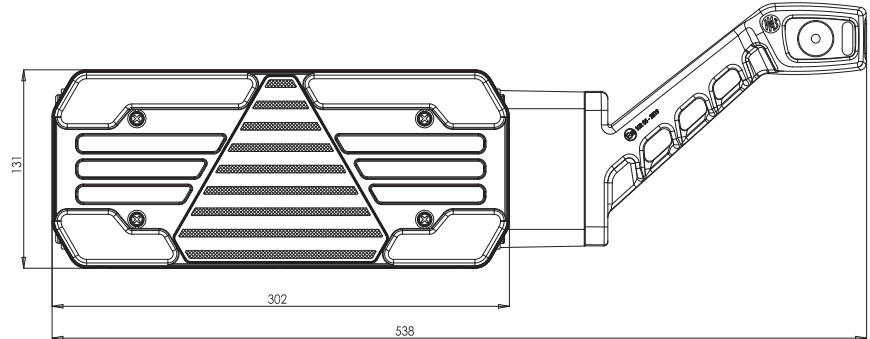
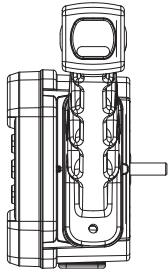
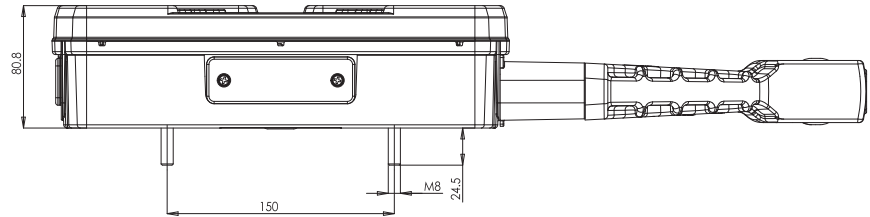


functions	optional lighting - - license plate	additional side position light	stop light	assembly side	W249				
					cable	Schlemmer	TYCO	WAS5	WAS7
5 T/S/I/F/R	without	SM1		left	1803 L	1803 L SCHL	1803 L TYCO	x	1803 L WAS7
				right	1803 P	1803 P SCHL	1803 P TYCO	x	1803 P WAS7
	LPD	left		1808 L	1808 L SCHL	1808 L TYCO	x	1808 L WAS7	
		right		1808 P	1808 P SCHL	1808 P TYCO	x	1808 P WAS7	
4 T/S/I/F	without	SM1	left	1804 L	1804 L SCHL	1804 L TYCO	1804 L WAS5	1804 L WAS7	
			right	1804 P	1804 P SCHL	1804 P TYCO	1804 P WAS5	1804 P WAS7	
	LPD	left	1809 L	1809 L SCHL	1809 L TYCO	1809 L WAS5	1809 L WAS7		
		right	1809 P	1809 P SCHL	1809 P TYCO	1809 P WAS5	1809 P WAS7		
4 T/S/I/R	without	SM1	left	1805 L	1805 L SCHL	1805 L TYCO	1805 L WAS5	1805 L WAS7	
			right	1805 P	1805 P SCHL	1805 P TYCO	1805 P WAS5	1805 P WAS7	
	LPD	left	1810 L	1810 L SCHL	1810 L TYCO	1810 L WAS5	1810 L WAS7		
		right	1810 P	1810 P SCHL	1810 P TYCO	1810 P WAS5	1810 P WAS7		
3 T/S/I	without	SM1	variant 1	left	1806 L	1806 L SCHL	1806 L TYCO	1806 L WAS5	1806 L WAS7
				right	1806 P	1806 P SCHL	1806 P TYCO	1806 P WAS5	1806 P WAS7
			variant 2	left	1807 L	1807 L SCHL	1807 L TYCO	1807 L WAS5	1807 L WAS7
				right	1807 P	1807 P SCHL	1807 P TYCO	1807 P WAS5	1807 P WAS7
	LPD	SM1	variant 1	left	1811 L	1811 L SCHL	1811 L TYCO	1811 L WAS5	1811 L WAS7
				right	1811 P	1811 P SCHL	1811 P TYCO	1811 P WAS5	1811 P WAS7
			variant 2	left	1812 L	1812 L SCHL	1812 L TYCO	1812 L WAS5	1812 L WAS7
				right	1812 P	1812 P SCHL	1812 P TYCO	1812 P WAS5	1812 P WAS7



W249DD+SM1

12V-24V IP6K9K



functions	optional lighting - license plate	additional side position light	stop light	assembly side	W249DD				
					cable	Schlemmer	TYCO	WAS5	WAS7
5 T/S/I/F/R	without	SM1		left	1833 DD L	1833 DD L SCHL	1833 DD L TYCO	x	1833 DD L WAS7
				right	1833 DD P	1833 DD P SCHL	1833 DD P TYCO	x	1833 DD P WAS7
	LPD	SM1		left	1838 DD L	1838 DD L SCHL	1838 DD L TYCO	x	1838 DD L WAS7
				right	1838 DD P	1838 DD P SCHL	1838 DD P TYCO	x	1838 DD P WAS7
4 T/S/I/F	without	SM1		left	1834 DD L	1834 DD L SCHL	1834 DD L TYCO	1834 DD L WAS5	1834 DD L WAS7
				right	1834 DD P	1834 DD P SCHL	1834 DD P TYCO	1834 DD P WAS5	1834 DD P WAS7
	LPD	SM1		left	1839 DD L	1839 DD L SCHL	1839 DD L TYCO	1839 DD L WAS5	1839 DD L WAS7
				right	1839 DD P	1839 DD P SCHL	1839 DD P TYCO	1839 DD P WAS5	1839 DD P WAS7
4 T/S/I/R	without	SM1		left	1835 DD L	1835 DD L SCHL	1835 DD L TYCO	1835 DD L WAS5	1835 DD L WAS7
				right	1835 DD P	1835 DD P SCHL	1835 DD P TYCO	1835 DD P WAS5	1835 DD P WAS7
	LPD	SM1		left	1840 DD L	1840 DD L SCHL	1840 DD L TYCO	1840 DD L WAS5	1840 DD L WAS7
				right	1840 DD P	1840 DD P SCHL	1840 DD P TYCO	1840 DD P WAS5	1840 DD P WAS7
3 T/S/I	without	SM1	variant 1	left	1836 DD L	1836 DD L SCHL	1836 DD L TYCO	1836 DD L WAS5	1836 DD L WAS7
				right	1836 DD P	1836 DD P SCHL	1836 DD P TYCO	1836 DD P WAS5	1836 DD P WAS7
			variant 2	left	1837 DD L	1837 DD L SCHL	1837 DD L TYCO	1837 DD L WAS5	1837 DD L WAS7
				right	1837 DD P	1837 DD P SCHL	1837 DD P TYCO	1837 DD P WAS5	1837 DD P WAS7
	LPD	SM1	variant 1	left	1841 DD L	1841 DD L SCHL	1841 DD L TYCO	1841 DD L WAS5	1841 DD L WAS7
				right	1841 DD P	1841 DD P SCHL	1841 DD P TYCO	1841 DD P WAS5	1841 DD P WAS7
			variant 2	left	1842 DD L	1842 DD L SCHL	1842 DD L TYCO	1842 DD L WAS5	1842 DD L WAS7
				right	1842 DD P	1842 DD P SCHL	1842 DD P TYCO	1842 DD P WAS5	1842 DD P WAS7



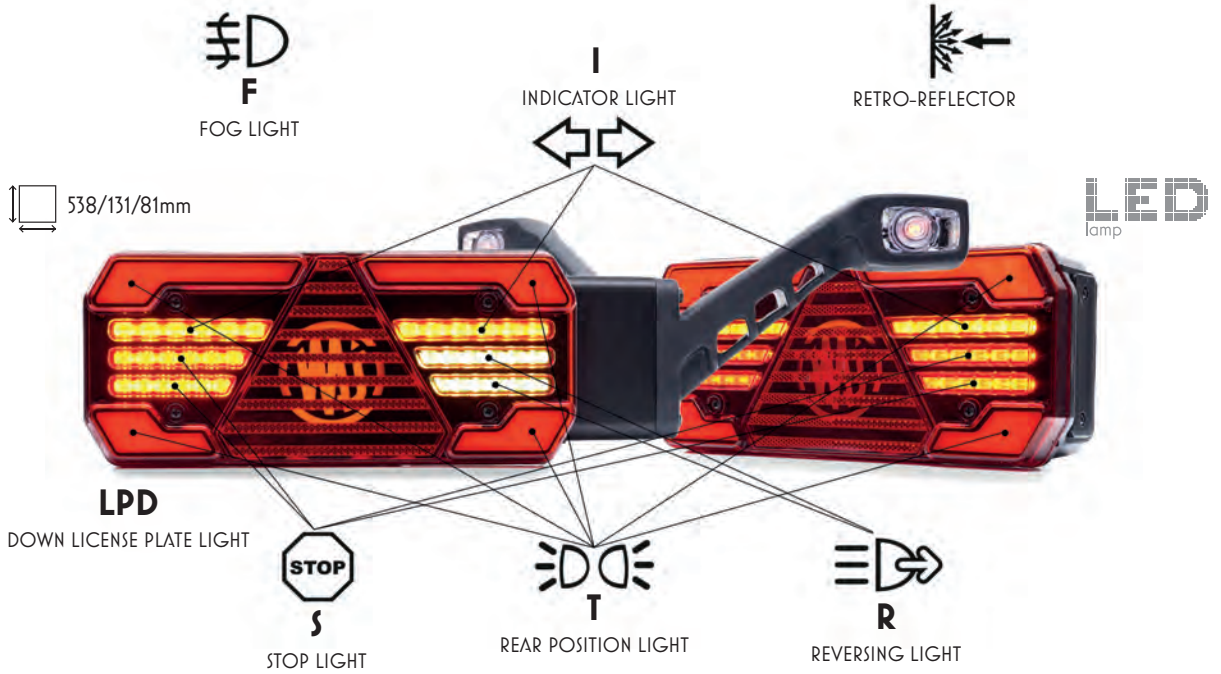
more at:
www.was.eu

Multifunctional rear lamps



12V-24V IP6K9K

W249DD+W48



functions	optional lighting - - license plate	additional side position light	stop light	assembly side	W249				
					cable	Schlemmer	TYCO	WASS	WAS7
5 T/S/I/F/R	without	W48		left	1813 L	1813 L SCHL	1813 L TYCO	x	1813 L WAS7
				right	1813 P	1813 P SCHL	1813 P TYCO	x	1813 P WAS7
	LPD	left		1818 L	1818 L SCHL	1818 L TYCO	x	1818 L WAS7	
		right		1818 P	1818 P SCHL	1818 P TYCO	x	1818 P WAS7	
4 T/S/I/F	without	W48	left	1814 L	1814 L SCHL	1814 L TYCO	1814 L WASS	1814 L WAS7	
			right	1814 P	1814 P SCHL	1814 P TYCO	1814 P WASS	1814 P WAS7	
	LPD	left	1819 L	1819 L SCHL	1819 L TYCO	1819 L WASS	1819 L WAS7		
		right	1819 P	1819 P SCHL	1819 P TYCO	1819 P WASS	1819 P WAS7		
4 T/S/I/R	without	W48	left	1815 L	1815 L SCHL	1815 L TYCO	1815 L WASS	1815 L WAS7	
			right	1815 P	1815 P SCHL	1815 P TYCO	1815 P WASS	1815 P WAS7	
	LPD	left	1820 L	1820 L SCHL	1820 L TYCO	1820 L WASS	1820 L WAS7		
		right	1820 P	1820 P SCHL	1820 P TYCO	1820 P WASS	1820 P WAS7		
3 T/S/I	without	W48	variant 1	left	1816 L	1816 L SCHL	1816 L TYCO	1816 L WASS	1816 L WAS7
				right	1816 P	1816 P SCHL	1816 P TYCO	1816 P WASS	1816 P WAS7
			variant 2	left	1817 L	1817 L SCHL	1817 L TYCO	1817 L WASS	1817 L WAS7
				right	1817 P	1817 P SCHL	1817 P TYCO	1817 P WASS	1817 P WAS7
	LPD	W48	variant 1	left	1821 L	1821 L SCHL	1821 L TYCO	1821 L WASS	1821 L WAS7
				right	1821 P	1821 P SCHL	1821 P TYCO	1821 P WASS	1821 P WAS7
			variant 2	left	1822 L	1822 L SCHL	1822 L TYCO	1822 L WASS	1822 L WAS7
				right	1822 P	1822 P SCHL	1822 P TYCO	1822 P WASS	1822 P WAS7



W249DD+W48

12V-24V IP6K9K

functions	optional lighting - license plate	additional side position light	stop light	assembly side	W249DD				
					cable	Schlemmer	TYCO	WAS5	WAS7
5 T/S/I/F/R	without	W48		left	1843 DD L	1843 DD L SCHL	1843 DD L TYCO	x	1843 DD L WAS7
				right	1843 DD P	1843 DD P SCHL	1843 DD P TYCO	x	1843 DD P WAS7
	LPD	W48		left	1848 DD L	1848 DD L SCHL	1848 DD L TYCO	x	1848 DD L WAS7
				right	1848 DD P	1848 DD P SCHL	1848 DD P TYCO	x	1848 DD P WAS7
4 T/S/I/F	without	W48		left	1844 DD L	1844 DD L SCHL	1844 DD L TYCO	1844 DD L WAS5	1844 DD L WAS7
				right	1844 DD P	1844 DD P SCHL	1844 DD P TYCO	1844 DD P WAS5	1844 DD P WAS7
	LPD	W48		left	1849 DD L	1849 DD L SCHL	1849 DD L TYCO	1849 DD L WAS5	1849 DD L WAS7
				right	1849 DD P	1849 DD P SCHL	1849 DD P TYCO	1849 DD P WAS5	1849 DD P WAS7
4 T/S/I/R	without	W48		left	1845 DD L	1845 DD L SCHL	1845 DD L TYCO	1845 DD L WAS5	1845 DD L WAS7
				right	1845 DD P	1845 DD P SCHL	1845 DD P TYCO	1845 DD P WAS5	1845 DD P WAS7
	LPD	W48		left	1850 DD L	1850 DD L SCHL	1850 DD L TYCO	1850 DD L WAS5	1850 DD L WAS7
				right	1850 DD P	1850 DD P SCHL	1850 DD P TYCO	1850 DD P WAS5	1850 DD P WAS7
3 T/S/I	without	W48	variant 1	left	1846 DD L	1846 DD L SCHL	1846 DD L TYCO	1846 DD L WAS5	1846 DD L WAS7
				right	1846 DD P	1846 DD P SCHL	1846 DD P TYCO	1846 DD P WAS5	1846 DD P WAS7
			variant 2	left	1847 DD L	1847 DD L SCHL	1847 DD L TYCO	1847 DD L WAS5	1847 DD L WAS7
				right	1847 DD P	1847 DD P SCHL	1847 DD P TYCO	1847 DD P WAS5	1847 DD P WAS7
	LPD	W48	variant 1	left	1851 DD L	1851 DD L SCHL	1851 DD L TYCO	1851 DD L WAS5	1851 DD L WAS7
				right	1851 DD P	1851 DD P SCHL	1851 DD P TYCO	1851 DD P WAS5	1851 DD P WAS7
			variant 2	left	1852 DD L	1852 DD L SCHL	1852 DD L TYCO	1852 DD L WAS5	1852 DD L WAS7
				right	1852 DD P	1852 DD P SCHL	1852 DD P TYCO	1852 DD P WAS5	1852 DD P WAS7

Technical Details

Approval E20: R3, R4, R6, R7, R10, R23, R38, R91, R148

Cable: 195cm

IP class: IP6K9K

Power consumption	12V	24V
position light:	max. 5,5W	
stop light:	max. 6W	
direction indicator light:	max. 21W	
dynamic indicator light:	max. 21W	
reverse light:	max. 6W	
fog light:	max. 5W	
numberplate light:	0,8W	1,7W



more at:
www.was.eu

Multifunction rear lamps



12V-24V IP6K9K

W250DD

LED
lamp




F
FOG LIGHT



I
INDICATOR LIGHT



R
REVERSING LIGHT



302/131/58,3-81mm



S
STOP LIGHT



T
REAR POSITION LIGHT

LPD
DOWN LICENSE PLATE LIGHT


functions	optional lighting - license plate	additional side position light	stop light	assembly side	cable	W250			
						Schlemmer	TYCO	WASS	WAS7
5 T/S/I/F/R	without	without		left	1853 L	1853 L SCHL	1853 L TYCO	x	1853 L WAS7
				right	1853 P	1853 P SCHL	1853 P TYCO	x	1853 P WAS7
	LPD	left		1858 L	1858 L SCHL	1858 L TYCO	x	1858 L WAS7	
		right		1858 P	1858 P SCHL	1858 P TYCO	x	1858 P WAS7	
4 T/S/I/F	without	without	left	1854 L	1854 L SCHL	1854 L TYCO	1854 L WASS	1854 L WAS7	
			right	1854 P	1854 P SCHL	1854 P TYCO	1854 P WASS	1854 P WAS7	
	LPD	left	1859 L	1859 L SCHL	1859 L TYCO	1859 L WASS	1859 L WAS7		
		right	1859 P	1859 P SCHL	1859 P TYCO	1859 P WASS	1859 P WAS7		
4 T/S/I/R	without	without	left	1855 L	1855 L SCHL	1855 L TYCO	1855 L WASS	1855 L WAS7	
			right	1855 P	1855 P SCHL	1855 P TYCO	1855 P WASS	1855 P WAS7	
	LPD	left	1860 L	1860 L SCHL	1860 L TYCO	1860 L WASS	1860 L WAS7		
		right	1860 P	1860 P SCHL	1860 P TYCO	1860 P WASS	1860 P WAS7		
3 T/S/I	without	without	variant 1	universal	1856 L/P	1856 L/P SCHL	1856 L/P TYCO	1856 L/P WASS	1856 L/P WAS7
			variant 2	left	1857 L	1857 L SCHL	1857 L TYCO	1857 L WASS	1857 L WAS7
				right	1857 P	1857 P SCHL	1857 P TYCO	1857 P WASS	1857 P WAS7
	LPD	without	variant 1	universal	1861 L/P	1861 L/P SCHL	1861 L/P TYCO	1861 L/P WASS	1861 L/P WAS7
			variant 2	left	1862 L	1862 L SCHL	1862 L TYCO	1862 L WASS	1862 L WAS7
				right	1862 P	1862 P SCHL	1862 P TYCO	1862 P WASS	1862 P WAS7




W250DD

12V-24V IP6K9K


5 lights
(T/S/I/F/R)



4 lights
(T/S/I/F)




4 lights
(T/S/I/R)



3 lights
(T/S/I) variant 1



3 lights
(T/S/I) variant 2



functions	optional lighting - license plate	additional side position light	stop light	assembly side	W250DD				
					cable	Schlemmer	TYCO	WAS5	WAS7
5 T/S/I/F/R	without	without		left	1883 DD L	1883 DD L SCHL	1883 DD L TYCO	x	1883 DD L WAS7
				right	1883 DD P	1883 DD P SCHL	1883 DD P TYCO	x	1883 DD P WAS7
	LPD	left		1888 DD L	1888 DD L SCHL	1888 DD L TYCO	x	1888 DD L WAS7	
		right		1888 DD P	1888 DD P SCHL	1888 DD P TYCO	x	1888 DD P WAS7	
4 T/S/I/F	without	without	left	1884 DD L	1884 DD L SCHL	1884 DD L TYCO	1884 DD L WAS5	1884 DD L WAS7	
			right	1884 DD P	1884 DD P SCHL	1884 DD P TYCO	1884 DD P WAS5	1884 DD P WAS7	
	LPD	left	1889 DD L	1889 DD L SCHL	1889 DD L TYCO	1889 DD L WAS5	1889 DD L WAS7		
		right	1889 DD P	1889 DD P SCHL	1889 DD P TYCO	1889 DD P WAS5	1889 DD P WAS7		
4 T/S/I/R	without	without	left	1885 DD L	1885 DD L SCHL	1885 DD L TYCO	1885 DD L WAS5	1885 DD L WAS7	
			right	1885 DD P	1885 DD P SCHL	1885 DD P TYCO	1885 DD P WAS5	1885 DD P WAS7	
	LPD	left	1890 DD L	1890 DD L SCHL	1890 DD L TYCO	1890 DD L WAS5	1890 DD L WAS7		
		right	1890 DD P	1890 DD P SCHL	1890 DD P TYCO	1890 DD P WAS5	1890 DD P WAS7		
3 T/S/I	without	without	variant 1	left	1886 DD L	1886 DD L SCHL	1886 DD L TYCO	1886 DD L WAS5	1886 DD L WAS7
				right	1886 DD P	1886 DD P SCHL	1886 DD P TYCO	1886 DD P WAS5	1886 DD P WAS7
			variant 2	left	1887 DD L	1887 DD L SCHL	1887 DD L TYCO	1887 DD L WAS5	1887 DD L WAS7
				right	1887 DD P	1887 DD P SCHL	1887 DD P TYCO	1887 DD P WAS5	1887 DD P WAS7
	LPD	without	variant 1	left	1891 DD L	1891 DD L SCHL	1891 DD L TYCO	1891 DD L WAS5	1891 DD L WAS7
				right	1891 DD P	1891 DD P SCHL	1891 DD P TYCO	1891 DD P WAS5	1891 DD P WAS7
			variant 2	left	1892 DD L	1892 DD L SCHL	1892 DD L TYCO	1892 DD L WAS5	1892 DD L WAS7
				right	1892 DD P	1892 DD P SCHL	1892 DD P TYCO	1892 DD P WAS5	1892 DD P WAS7



more at:
www.was.eu

Multifunctional rear lamps



W250DD+SM1

12V-24V IP6K9K


RETRO-REFLECTOR

F
FOG LIGHT
\$D

I
INDICATOR LIGHT
↔

R
REVERSING LIGHT
≡→

LED lamp



302/131/81mm

S
STOP LIGHT
STOP

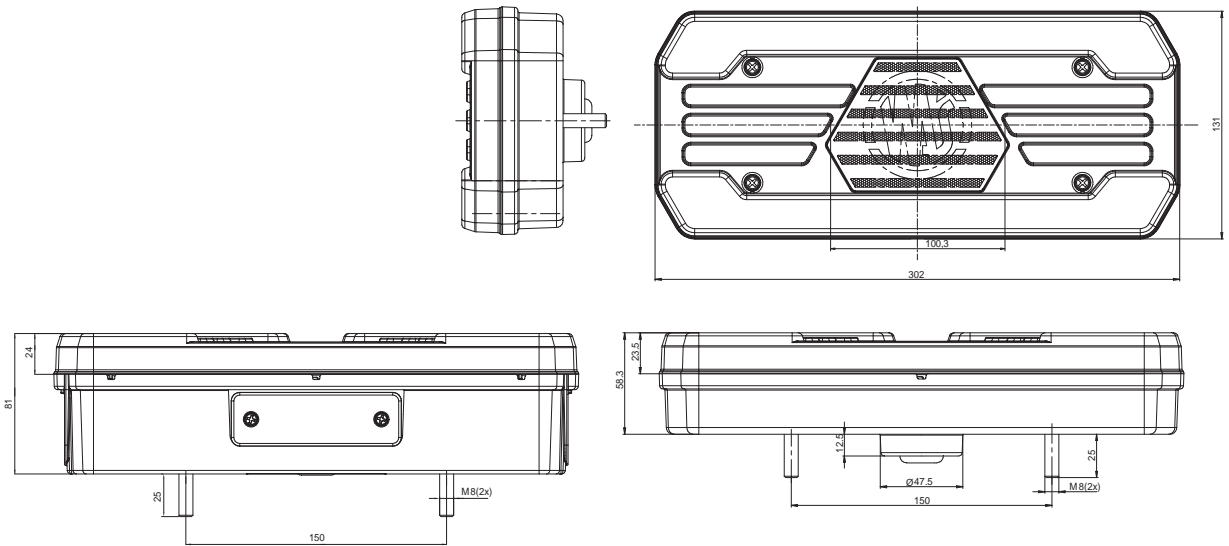
LPD
DOWN LICENSE PLATE LIGHT
\$D
T
REAR POSITION LIGHT

functions	optional lighting - license plate	additional side position light	stop light	assembly side	W250				
					cable	Schlemmer	TYCO	WAS5	WAS7
5 T/S/I/F/R	without	SM1		left	1863 L	1863 L SCHL	1863 L TYCO	x	1863 L WAS7
				right	1863 P	1863 P SCHL	1863 P TYCO	x	1863 P WAS7
	LPD	left		1868 L	1868 L SCHL	1868 L TYCO	x	1868 L WAS7	
		right		1868 P	1868 P SCHL	1868 P TYCO	x	1868 P WAS7	
4 T/S/I/F	without	SM1	left	1864 L	1864 L SCHL	1864 L TYCO	1864 L WAS5	1864 L WAS7	
			right	1864 P	1864 P SCHL	1864 P TYCO	1864 P WAS5	1864 P WAS7	
	LPD	left	1869 L	1869 L SCHL	1869 L TYCO	1869 L WAS5	1869 L WAS7		
		right	1869 P	1869 P SCHL	1869 P TYCO	1869 P WAS5	1869 P WAS7		
4 T/S/I/R	without	SM1	left	1865 L	1865 L SCHL	1865 L TYCO	1865 L WAS5	1865 L WAS7	
			right	1865 P	1865 P SCHL	1865 P TYCO	1865 P WAS5	1865 P WAS7	
	LPD	left	1870 L	1870 L SCHL	1870 L TYCO	1870 L WAS5	1870 L WAS7		
		right	1870 P	1870 P SCHL	1870 P TYCO	1870 P WAS5	1870 P WAS7		
3 T/S/I	without	SM1	variant 1	left	1866 L	1866 L SCHL	1866 L TYCO	1866 L WAS5	1866 L WAS7
				right	1866 P	1866 P SCHL	1866 P TYCO	1866 P WAS5	1866 P WAS7
			variant 2	left	1867 L	1867 L SCHL	1867 L TYCO	1867 L WAS5	1867 L WAS7
				right	1867 P	1867 P SCHL	1867 P TYCO	1867 P WAS5	1867 P WAS7
	LPD	SM1	variant 1	left	1871 L	1871 L SCHL	1871 L TYCO	1871 L WAS5	1871 L WAS7
				right	1871 P	1871 P SCHL	1871 P TYCO	1871 P WAS5	1871 P WAS7
			variant 2	left	1872 L	1872 L SCHL	1872 L TYCO	1872 L WAS5	1872 L WAS7
				right	1872 P	1872 P SCHL	1872 P TYCO	1872 P WAS5	1872 P WAS7



W250DD+SM1

12V-24V IP6K9K



functions	optional lighting - license plate	additional side position light	stop light	assembly side	cable	Schlemmer	W250DD		
							TYCO	WAS5	WAS7
5 T/S/I/F/R	without	SM1		left	1893 DD L	1893 DD L SCHL	1893 DD L TYCO	x	1893 DD L WAS7
				right	1893 DD P	1893 DD P SCHL	1893 DD P TYCO	x	1893 DD P WAS7
	LPD	left		1898 DD L	1898 DD L SCHL	1898 DD L TYCO	x	1898 DD L WAS7	
		right		1898 DD P	1898 DD P SCHL	1898 DD P TYCO	x	1898 DD P WAS7	
4 T/S/I/F	without	SM1	left	1894 DD L	1894 DD L SCHL	1894 DD L TYCO	1894 DD L WAS5	1894 DD L WAS7	
			right	1894 DD P	1894 DD P SCHL	1894 DD P TYCO	1894 DD P WAS5	1894 DD P WAS7	
	LPD	left	1899 DD L	1899 DD L SCHL	1899 DD L TYCO	1899 DD L WAS5	1899 DD L WAS7		
		right	1899 DD P	1899 DD P SCHL	1899 DD P TYCO	1899 DD P WAS5	1899 DD P WAS7		
4 T/S/I/R	without	SM1	left	1895 DD L	1895 DD L SCHL	1895 DD L TYCO	1895 DD L WAS5	1895 DD L WAS7	
			right	1895 DD P	1895 DD P SCHL	1895 DD P TYCO	1895 DD P WAS5	1895 DD P WAS7	
	LPD	left	1900 DD L	1900 DD L SCHL	1900 DD L TYCO	1900 DD L WAS5	1900 DD L WAS7		
		right	1900 DD P	1900 DD P SCHL	1900 DD P TYCO	1900 DD P WAS5	1900 DD P WAS7		
3 T/S/I	without	SM1	variant 1	left	1896 DD L	1896 DD L SCHL	1896 DD L TYCO	1896 DD L WAS5	1896 DD L WAS7
				right	1896 DD P	1896 DD P SCHL	1896 DD P TYCO	1896 DD P WAS5	1896 DD P WAS7
			variant 2	left	1897 DD L	1897 DD L SCHL	1897 DD L TYCO	1897 DD L WAS5	1897 DD L WAS7
				right	1897 DD P	1897 DD P SCHL	1897 DD P TYCO	1897 DD P WAS5	1897 DD P WAS7
	LPD	SM1	variant 1	left	1901 DD L	1901 DD L SCHL	1901 DD L TYCO	1901 DD L WAS5	1901 DD L WAS7
				right	1901 DD P	1901 DD P SCHL	1901 DD P TYCO	1901 DD P WAS5	1901 DD P WAS7
			variant 2	left	1902 DD L	1902 DD L SCHL	1902 DD L TYCO	1902 DD L WAS5	1902 DD L WAS7
				right	1902 DD P	1902 DD P SCHL	1902 DD P TYCO	1902 DD P WAS5	1902 DD P WAS7



more at:
www.was.eu

Multifunctional rear lamps

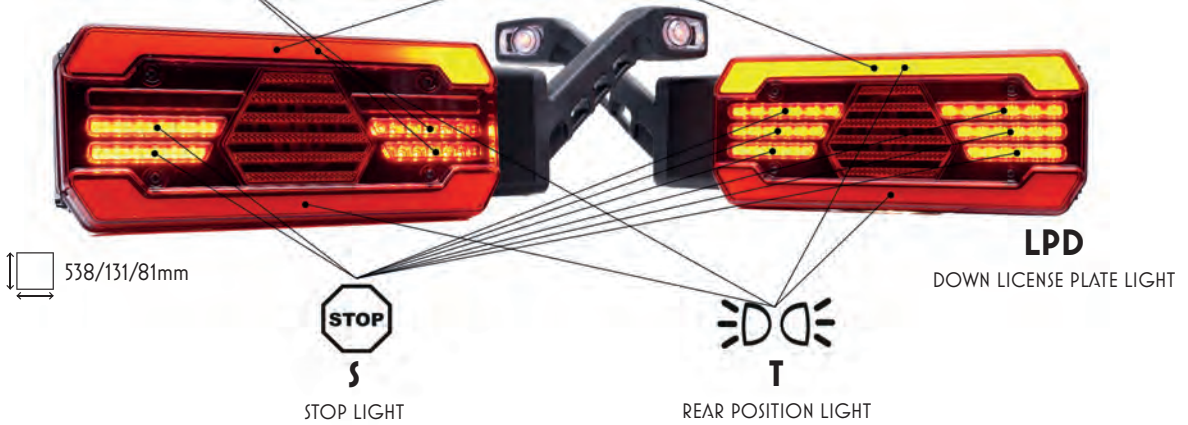


12V-24V IP6K9K

W250DD+W48



LED
lamp



functions	optional lighting - - license plate	additional side position light	stop light	assembly side	W250				
					cable	Schlemmer	TYCO	WAS5	WAS7
5 T/S/I/F/R	without	W48		left	1873 L	1873 L SCHL	1873 L TYCO	x	1873 L WAS7
				right	1873 P	1873 P SCHL	1873 P TYCO	x	1873 P WAS7
	LPD	left		1878 L	1878 L SCHL	1878 L TYCO	x	1878 L WAS7	
		right		1878 P	1878 P SCHL	1878 P TYCO	x	1878 P WAS7	
4 T/S/I/F	without	W48	left	1874 L	1874 L SCHL	1874 L TYCO	1874 L WAS5	1874 L WAS7	
			right	1874 P	1874 P SCHL	1874 P TYCO	1874 P WAS5	1874 P WAS7	
	LPD	left	1879 L	1879 L SCHL	1879 L TYCO	1879 L WAS5	1879 L WAS7		
		right	1879 P	1879 P SCHL	1879 P TYCO	1879 P WAS5	1879 P WAS7		
4 T/S/I/R	without	W48	left	1875 L	1875 L SCHL	1875 L TYCO	1875 L WAS5	1875 L WAS7	
			right	1875 P	1875 P SCHL	1875 P TYCO	1875 P WAS5	1875 P WAS7	
	LPD	left	1880 L	1880 L SCHL	1880 L TYCO	1880 L WAS5	1880 L WAS7		
		right	1880 P	1880 P SCHL	1880 P TYCO	1880 P WAS5	1880 P WAS7		
3 T/S/I	without	W48	variant 1	left	1876 L	1876 L SCHL	1876 L TYCO	1876 L WAS5	1876 L WAS7
				right	1876 P	1876 P SCHL	1876 P TYCO	1876 P WAS5	1876 P WAS7
			variant 2	left	1877 L	1877 L SCHL	1877 L TYCO	1877 L WAS5	1877 L WAS7
				right	1877 P	1877 P SCHL	1877 P TYCO	1877 P WAS5	1877 P WAS7
	LPD	W48	variant 1	left	1881 L	1881 L SCHL	1881 L TYCO	1881 L WAS5	1881 L WAS7
				right	1881 P	1881 P SCHL	1881 P TYCO	1881 P WAS5	1881 P WAS7
			variant 2	left	1882 L	1882 L SCHL	1882 L TYCO	1882 L WAS5	1882 L WAS7
				right	1882 P	1882 P SCHL	1882 P TYCO	1882 P WAS5	1882 P WAS7



W250DD+W48

12V-24V IP6K9K

functions	optional lighting - license plate	additional side position light	stop light	assembly side	W250DD				
					cable	Schlemmer	TYCO	WAS5	WAS7
5 T/S/I/F/R	without	W48		left	1903 DD L	1903 DD L SCHL	1903 DD L TYCO	x	1903 DD L WAS7
				right	1903 DD P	1903 DD P SCHL	1903 DD P TYCO	x	1903 DD P WAS7
	LPD	W48		left	1908 DD L	1908 DD L SCHL	1908 DD L TYCO	x	1908 DD L WAS7
				right	1908 DD P	1908 DD P SCHL	1908 DD P TYCO	x	1908 DD P WAS7
4 T/S/I/F	without	W48		left	1904 DD L	1904 DD L SCHL	1904 DD L TYCO	1904 DD L WAS5	1904 DD L WAS7
				right	1904 DD P	1904 DD P SCHL	1904 DD P TYCO	1904 DD P WAS5	1904 DD P WAS7
	LPD	W48		left	1909 DD L	1909 DD L SCHL	1909 DD L TYCO	1909 DD L WAS5	1909 DD L WAS7
				right	1909 DD P	1909 DD P SCHL	1909 DD P TYCO	1909 DD P WAS5	1909 DD P WAS7
4 T/S/I/R	without	W48		left	1905 DD L	1905 DD L SCHL	1905 DD L TYCO	1905 DD L WAS5	1905 DD L WAS7
				right	1905 DD P	1905 DD P SCHL	1905 DD P TYCO	1905 DD P WAS5	1905 DD P WAS7
	LPD	W48		left	1910 DD L	1910 DD L SCHL	1910 DD L TYCO	1910 DD L WAS5	1910 DD L WAS7
				right	1910 DD P	1910 DD P SCHL	1910 DD P TYCO	1910 DD P WAS5	1910 DD P WAS7
3 T/S/I	without	W48	variant 1	left	1906 DD L	1906 DD L SCHL	1906 DD L TYCO	1906 DD L WAS5	1906 DD L WAS7
				right	1906 DD P	1906 DD P SCHL	1906 DD P TYCO	1906 DD P WAS5	1906 DD P WAS7
			variant 2	left	1907 DD L	1907 DD L SCHL	1907 DD L TYCO	1907 DD L WAS5	1907 DD L WAS7
				right	1907 DD P	1907 DD P SCHL	1907 DD P TYCO	1907 DD P WAS5	1907 DD P WAS7
	LPD	W48	variant 1	left	1911 DD L	1911 DD L SCHL	1911 DD L TYCO	1911 DD L WAS5	1911 DD L WAS7
				right	1911 DD P	1911 DD P SCHL	1911 DD P TYCO	1911 DD P WAS5	1911 DD P WAS7
			variant 2	left	1912 DD L	1912 DD L SCHL	1912 DD L TYCO	1912 DD L WAS5	1912 DD L WAS7
				right	1912 DD P	1912 DD P SCHL	1912 DD P TYCO	1912 DD P WAS5	1912 DD P WAS7

Technical Details

Approval E20: R3, R4, R6, R7, R10, R23, R38, R91, R148

Cable: 195cm

IP class: IP6K9K

Power consumption	12V	24V
position light:	max. 5,5W	
stop light:	max. 5W	
direction indicator light:	max. 21W	
dynamic indicator light:	max. 17W	
reverse light:	max. 6W	
fog light:	max. 5W	
numberplate light:	0,8W	1,7W



more at:
www.was.eu

Multifunction rear lamps



12V-24V IP6K9K

W251DD


LED
lamp



RETRO-REFLECTOR



302/131/58,3-81mm



LPD
DOWN LICENSE PLATE LIGHT



S
STOP LIGHT



T
REAR POSITION LIGHT

functions	optional lighting - license plate	additional side position light	stop light	assembly side	W251				
					cable	Schlemmer	TYCO	WASS	WAS7
5 T/S/I/F/R	without	without		left	1913 L	1913 L SCHL	1913 L TYCO	x	1913 L WAS7
				right	1913 P	1913 P SCHL	1913 P TYCO	x	1913 P WAS7
	LPD	without		left	1918 L	1918 L SCHL	1918 L TYCO	x	1918 L WAS7
				right	1918 P	1918 P SCHL	1918 P TYCO	x	1918 P WAS7
4 T/S/I/F	without	without	left	1914 L	1914 L SCHL	1914 L TYCO	1914 L WASS	1914 L WAS7	
			right	1914 P	1914 P SCHL	1914 P TYCO	1914 P WASS	1914 P WAS7	
	LPD	without	left	1919 L	1919 L SCHL	1919 L TYCO	1919 L WASS	1919 L WAS7	
			right	1919 P	1919 P SCHL	1919 P TYCO	1919 P WASS	1919 P WAS7	
4 T/S/I/R	without	without	left	1915 L	1915 L SCHL	1915 L TYCO	1915 L WASS	1915 L WAS7	
			right	1915 P	1915 P SCHL	1915 P TYCO	1915 P WASS	1915 P WAS7	
	LPD	without	left	1920 L	1920 L SCHL	1920 L TYCO	1920 L WASS	1920 L WAS7	
			right	1920 P	1920 P SCHL	1920 P TYCO	1920 P WASS	1920 P WAS7	
3 T/S/I	without	without	variant 1	universal	1916 L/P	1916 L/P SCHL	1916 L/P TYCO	1916 L/P WASS	1916 L/P WAS7
			variant 2	left	1917 L	1917 L SCHL	1917 L TYCO	1917 L WASS	1917 L WAS7
				right	1917 P	1917 P SCHL	1917 P TYCO	1917 P WASS	1917 P WAS7
	LPD	without	variant 1	universal	1921 L/P	1921 L/P SCHL	1921 L/P TYCO	1921 L/P WASS	1921 L/P WAS7
			variant 2	left	1922 L	1922 L SCHL	1922 L TYCO	1922 L WASS	1922 L WAS7
				right	1922 P	1922 P SCHL	1922 P TYCO	1922 P WASS	1922 P WAS7



W251DD

12V-24V IP6K9K

5 lights
(T/S/I/F/R)



4 lights
(T/S/I/F)



4 lights
(T/S/I/R)



3 lights
(T/S/I) variant 1



3 lights
(T/S/I) variant 2

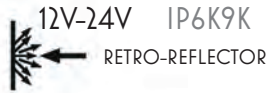


functions	optional lighting - license plate	additional side position light	stop light	assembly side	cable	Schlemmer	W251DD		
							TYCO	WAS5	WAS7
5 T/S/I/F/R	without	without		left	1943 DD L	1943 DD L SCHL	1943 DD L TYCO	x	1943 DD L WAS7
				right	1943 DD P	1943 DD P SCHL	1943 DD P TYCO	x	1943 DD P WAS7
	LPD	without		left	1948 DD L	1948 DD L SCHL	1948 DD L TYCO	x	1948 DD L WAS7
				right	1948 DD P	1948 DD P SCHL	1948 DD P TYCO	x	1948 DD P WAS7
4 T/S/I/F	without	without		left	1944 DD L	1944 DD L SCHL	1944 DD L TYCO	1944 DD L WAS5	1944 DD L WAS7
				right	1944 DD P	1944 DD P SCHL	1944 DD P TYCO	1944 DD P WAS5	1944 DD P WAS7
	LPD	without		left	1949 DD L	1949 DD L SCHL	1949 DD L TYCO	1949 DD L WAS5	1949 DD L WAS7
				right	1949 DD P	1949 DD P SCHL	1949 DD P TYCO	1949 DD P WAS5	1949 DD P WAS7
4 T/S/I/R	without	without		left	1945 DD L	1945 DD L SCHL	1945 DD L TYCO	1945 DD L WAS5	1945 DD L WAS7
				right	1945 DD P	1945 DD P SCHL	1945 DD P TYCO	1945 DD P WAS5	1945 DD P WAS7
	LPD	without		left	1950 DD L	1950 DD L SCHL	1950 DD L TYCO	1950 DD L WAS5	1950 DD L WAS7
				right	1950 DD P	1950 DD P SCHL	1950 DD P TYCO	1950 DD P WAS5	1950 DD P WAS7
3 T/S/I	without	without	variant 1	left	1946 DD L	1946 DD L SCHL	1946 DD L TYCO	1946 DD L WAS5	1946 DD L WAS7
				right	1946 DD P	1946 DD P SCHL	1946 DD P TYCO	1946 DD P WAS5	1946 DD P WAS7
			variant 2	left	1947 DD L	1947 DD L SCHL	1947 DD L TYCO	1947 DD L WAS5	1947 DD L WAS7
				right	1947 DD P	1947 DD P SCHL	1947 DD P TYCO	1947 DD P WAS5	1947 DD P WAS7
	LPD	without	variant 1	left	1951 DD L	1951 DD L SCHL	1951 DD L TYCO	1951 DD L WAS5	1951 DD L WAS7
				right	1951 DD P	1951 DD P SCHL	1951 DD P TYCO	1951 DD P WAS5	1951 DD P WAS7
			variant 2	left	1952 DD L	1952 DD L SCHL	1952 DD L TYCO	1952 DD L WAS5	1952 DD L WAS7
				right	1952 DD P	1952 DD P SCHL	1952 DD P TYCO	1952 DD P WAS5	1952 DD P WAS7

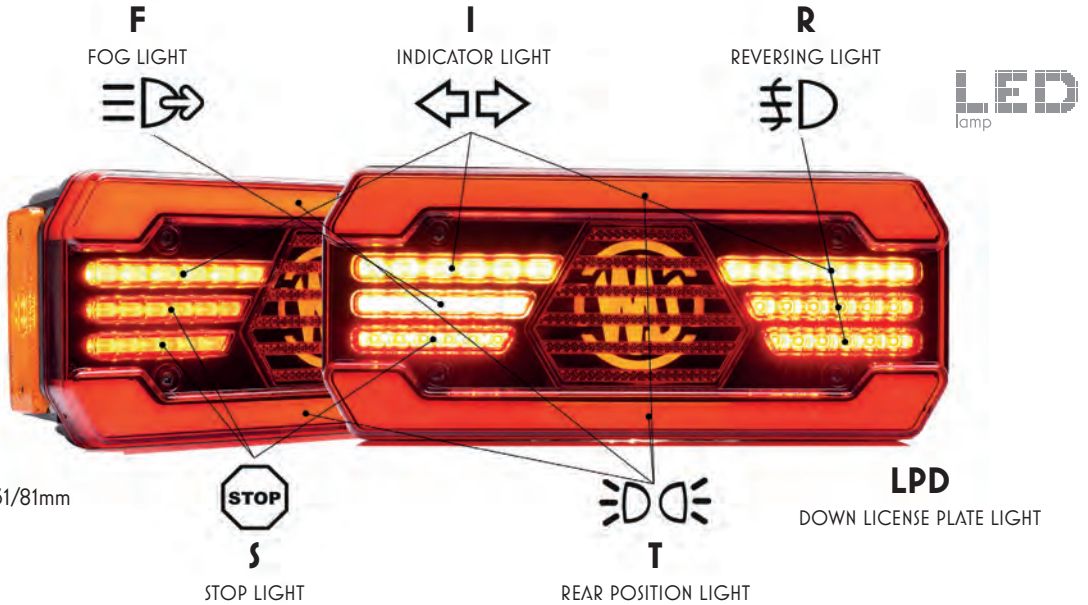


more at:
www.was.eu

Multifunctional rear lamps



W251DD+SM1

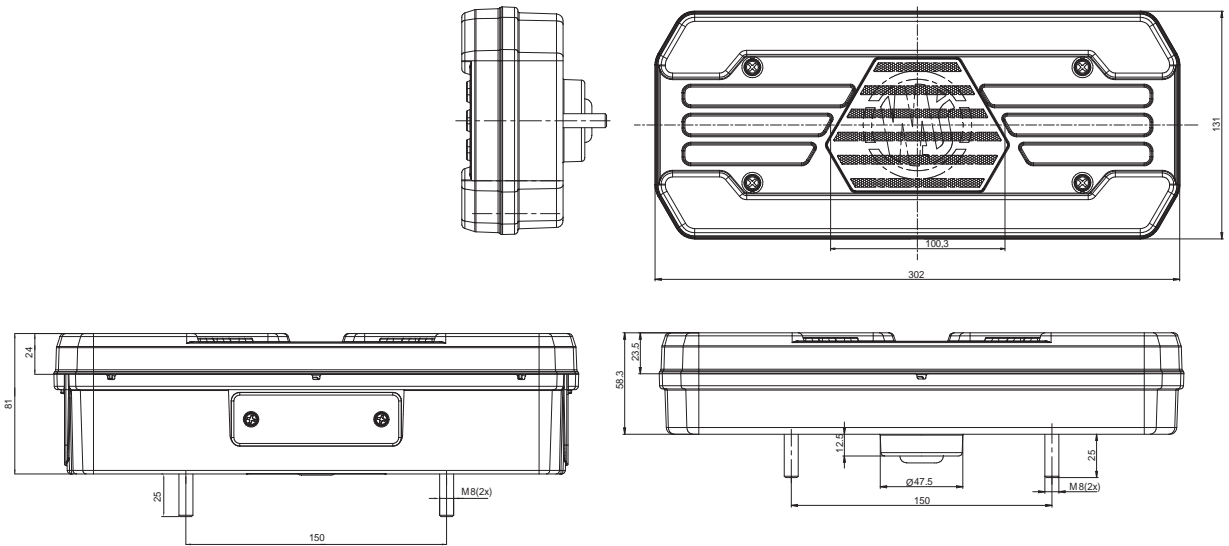


functions	optional lighting - - license plate	additional side position light	stop light	assembly side	W251				
					cable	Schlemmer	TYCO	WASS	WAS7
5 T/S/I/F/R	without	SM1		left	1923 L	1923 L SCHL	1923 L TYCO	x	1923 L WAS7
				right	1923 P	1923 P SCHL	1923 P TYCO	x	1923 P WAS7
	LPD	left		1928 L	1928 L SCHL	1928 L TYCO	x	1928 L WAS7	
		right		1928 P	1928 P SCHL	1928 P TYCO	x	1928 P WAS7	
4 T/S/I/F	without	SM1	left	1924 L	1924 L SCHL	1924 L TYCO	1924 L WASS	1924 L WAS7	
			right	1924 P	1924 P SCHL	1924 P TYCO	1924 P WASS	1924 P WAS7	
	LPD	left	1929 L	1929 L SCHL	1929 L TYCO	1929 L WASS	1929 L WAS7		
		right	1929 P	1929 P SCHL	1929 P TYCO	1929 P WASS	1929 P WAS7		
4 T/S/I/R	without	SM1	left	1925 L	1925 L SCHL	1925 L TYCO	1925 L WASS	1925 L WAS7	
			right	1925 P	1925 P SCHL	1925 P TYCO	1925 P WASS	1925 P WAS7	
	LPD	left	1930 L	1930 L SCHL	1930 L TYCO	1930 L WASS	1930 L WAS7		
		right	1930 P	1930 P SCHL	1930 P TYCO	1930 P WASS	1930 P WAS7		
3 T/S/I	without	SM1	variant 1	left	1926 L	1926 L SCHL	1926 L TYCO	1926 L WASS	1926 L WAS7
				right	1926 P	1926 P SCHL	1926 P TYCO	1926 P WASS	1926 P WAS7
			variant 2	left	1927 L	1927 L SCHL	1927 L TYCO	1927 L WASS	1927 L WAS7
				right	1927 P	1927 P SCHL	1927 P TYCO	1927 P WASS	1927 P WAS7
	LPD	SM1	variant 1	left	1931 L	1931 L SCHL	1931 L TYCO	1931 L WASS	1931 L WAS7
				right	1931 P	1931 P SCHL	1931 P TYCO	1931 P WASS	1931 P WAS7
			variant 2	left	1932 L	1932 L SCHL	1932 L TYCO	1932 L WASS	1932 L WAS7
				right	1932 P	1932 P SCHL	1932 P TYCO	1932 P WASS	1932 P WAS7



W251DD+SM1

12V-24V IP6K9K

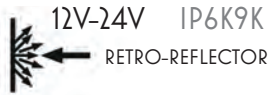


functions	optional lighting - license plate	additional side position light	stop light	assembly side	cable	Schlemmer	W251DD		
							TYCO	WAS5	WAS7
5 T/S/I/F/R	without	SM1		left	1953 DD L	1953 DD L SCHL	1953 DD L TYCO	x	1953 DD L WAS7
				right	1953 DD P	1953 DD P SCHL	1953 DD P TYCO	x	1953 DD P WAS7
	LPD	SM1		left	1958 DD L	1958 DD L SCHL	1958 DD L TYCO	x	1958 DD L WAS7
				right	1958 DD P	1958 DD P SCHL	1958 DD P TYCO	x	1958 DD P WAS7
4 T/S/I/F	without	SM1		left	1954 DD L	1954 DD L SCHL	1954 DD L TYCO	1954 DD L WAS5	1954 DD L WAS7
				right	1954 DD P	1954 DD P SCHL	1954 DD P TYCO	1954 DD P WAS5	1954 DD P WAS7
	LPD	SM1		left	1959 DD L	1959 DD L SCHL	1959 DD L TYCO	1959 DD L WAS5	1959 DD L WAS7
				right	1959 DD P	1959 DD P SCHL	1959 DD P TYCO	1959 DD P WAS5	1959 DD P WAS7
4 T/S/I/R	without	SM1		left	1955 DD L	1955 DD L SCHL	1955 DD L TYCO	1955 DD L WAS5	1955 DD L WAS7
				right	1955 DD P	1955 DD P SCHL	1955 DD P TYCO	1955 DD P WAS5	1955 DD P WAS7
	LPD	SM1		left	1960 DD L	1960 DD L SCHL	1960 DD L TYCO	1960 DD L WAS5	1960 DD L WAS7
				right	1960 DD P	1960 DD P SCHL	1960 DD P TYCO	1960 DD P WAS5	1960 DD P WAS7
3 T/S/I	without	SM1	variant 1	left	1956 DD L	1956 DD L SCHL	1956 DD L TYCO	1956 DD L WAS5	1956 DD L WAS7
				right	1956 DD P	1956 DD P SCHL	1956 DD P TYCO	1956 DD P WAS5	1956 DD P WAS7
			variant 2	left	1957 DD L	1957 DD L SCHL	1957 DD L TYCO	1957 DD L WAS5	1957 DD L WAS7
				right	1957 DD P	1957 DD P SCHL	1957 DD P TYCO	1957 DD P WAS5	1957 DD P WAS7
	LPD	SM1	variant 1	left	1961 DD L	1961 DD L SCHL	1961 DD L TYCO	1961 DD L WAS5	1961 DD L WAS7
				right	1961 DD P	1961 DD P SCHL	1961 DD P TYCO	1961 DD P WAS5	1961 DD P WAS7
			variant 2	left	1962 DD L	1962 DD L SCHL	1962 DD L TYCO	1962 DD L WAS5	1962 DD L WAS7
				right	1962 DD P	1962 DD P SCHL	1962 DD P TYCO	1962 DD P WAS5	1962 DD P WAS7

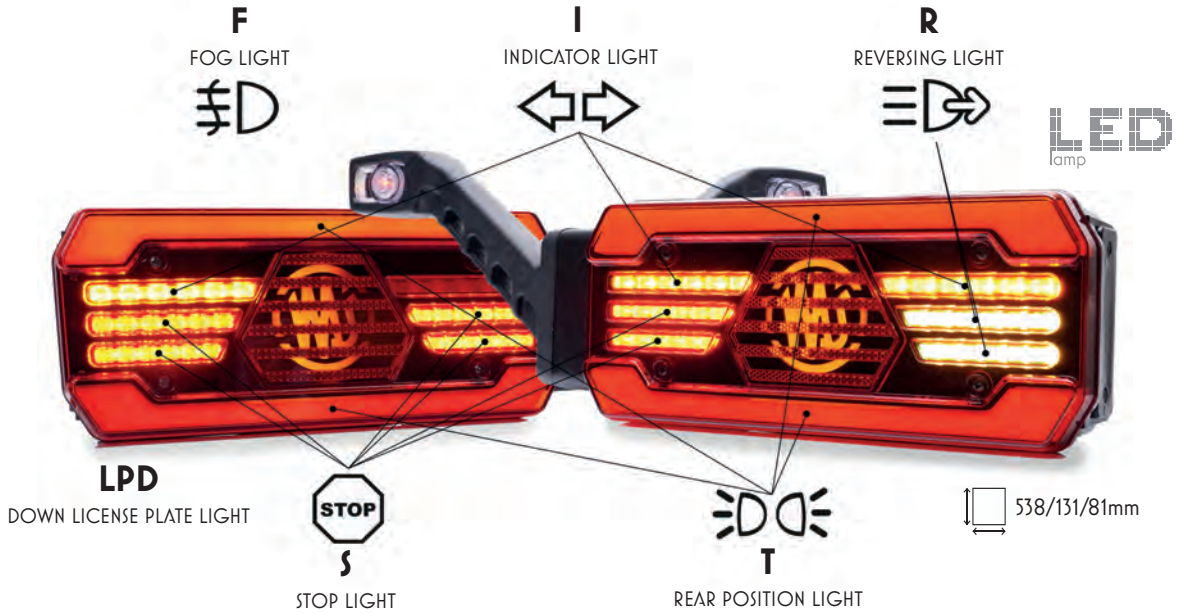


more at:
www.was.eu

Multifunction rear lamps



W251DD+W48



functions	optional lighting - - license plate	additional side position light	stop light	assembly side	W251				
					cable	Schlemmer	TYCO	WAS5	WAS7
5 T/S/I/F/R	without	W48		left	1933 L	1933 L SCHL	1933 L TYCO	x	1933 L WAS7
				right	1933 P	1933 P SCHL	1933 P TYCO	x	1933 P WAS7
	LPD	left		1938 L	1938 L SCHL	1938 L TYCO	x	1938 L WAS7	
		right		1938 P	1938 P SCHL	1938 P TYCO	x	1938 P WAS7	
4 T/S/I/F	without	W48	left	1934 L	1934 L SCHL	1934 L TYCO	1934 L WAS5	1934 L WAS7	
			right	1934 P	1934 P SCHL	1934 P TYCO	1934 P WAS5	1934 P WAS7	
	LPD	left	1939 L	1939 L SCHL	1939 L TYCO	1939 L WAS5	1939 L WAS7		
		right	1939 P	1939 P SCHL	1939 P TYCO	1939 P WAS5	1939 P WAS7		
4 T/S/I/R	without	W48	left	1935 L	1935 L SCHL	1935 L TYCO	1935 L WAS5	1935 L WAS7	
			right	1935 P	1935 P SCHL	1935 P TYCO	1935 P WAS5	1935 P WAS7	
	LPD	left	1940 L	1940 L SCHL	1940 L TYCO	1940 L WAS5	1940 L WAS7		
		right	1940 P	1940 P SCHL	1940 P TYCO	1940 P WAS5	1940 P WAS7		
3 T/S/I	without	W48	variant 1	left	1936 L	1936 L SCHL	1936 L TYCO	1936 L WAS5	1936 L WAS7
				right	1936 P	1936 P SCHL	1936 P TYCO	1936 P WAS5	1936 P WAS7
			variant 2	left	1937 L	1937 L SCHL	1937 L TYCO	1937 L WAS5	1937 L WAS7
				right	1937 P	1937 P SCHL	1937 P TYCO	1937 P WAS5	1937 P WAS7
	LPD	W48	variant 1	left	1941 L	1941 L SCHL	1941 L TYCO	1941 L WAS5	1941 L WAS7
				right	1941 P	1941 P SCHL	1941 P TYCO	1941 P WAS5	1941 P WAS7
			variant 2	left	1942 L	1942 L SCHL	1942 L TYCO	1942 L WAS5	1942 L WAS7
				right	1942 P	1942 P SCHL	1942 P TYCO	1942 P WAS5	1942 P WAS7



W251DD+W48

12V-24V IP6K9K

functions	optional lighting - license plate	additional side position light	stop light	assembly side	W251DD				
					cable	Schlemmer	TYCO	WAS5	WAS7
5 T/S/I/F/R	without	W48		left	1963 DD L	1963 DD L SCHL	1963 DD L TYCO	x	1963 DD L WAS7
				right	1963 DD P	1963 DD P SCHL	1963 DD P TYCO	x	1963 DD P WAS7
	LPD	W48		left	1968 DD L	1968 DD L SCHL	1968 DD L TYCO	x	1968 DD L WAS7
				right	1968 DD P	1968 DD P SCHL	1968 DD P TYCO	x	1968 DD P WAS7
4 T/S/I/F	without	W48		left	1964 DD L	1964 DD L SCHL	1964 DD L TYCO	1964 DD L WAS5	1964 DD L WAS7
				right	1964 DD P	1964 DD P SCHL	1964 DD P TYCO	1964 DD P WAS5	1964 DD P WAS7
	LPD	W48		left	1969 DD L	1969 DD L SCHL	1969 DD L TYCO	1969 DD L WAS5	1969 DD L WAS7
				right	1969 DD P	1969 DD P SCHL	1969 DD P TYCO	1969 DD P WAS5	1969 DD P WAS7
4 T/S/I/R	without	W48		left	1965 DD L	1965 DD L SCHL	1965 DD L TYCO	1965 DD L WAS5	1965 DD L WAS7
				right	1965 DD P	1965 DD P SCHL	1965 DD P TYCO	1965 DD P WAS5	1965 DD P WAS7
	LPD	W48		left	1970 DD L	1970 DD L SCHL	1970 DD L TYCO	1970 DD L WAS5	1970 DD L WAS7
				right	1970 DD P	1970 DD P SCHL	1970 DD P TYCO	1970 DD P WAS5	1970 DD P WAS7
3 T/S/I	without	W48	variant 1	left	1966 DD L	1966 DD L SCHL	1966 DD L TYCO	1966 DD L WAS5	1966 DD L WAS7
				right	1966 DD P	1966 DD P SCHL	1966 DD P TYCO	1966 DD P WAS5	1966 DD P WAS7
			variant 2	left	1967 DD L	1967 DD L SCHL	1967 DD L TYCO	1967 DD L WAS5	1967 DD L WAS7
				right	1967 DD P	1967 DD P SCHL	1967 DD P TYCO	1967 DD P WAS5	1967 DD P WAS7
	LPD	W48	variant 1	left	1971 DD L	1971 DD L SCHL	1971 DD L TYCO	1971 DD L WAS5	1971 DD L WAS7
				right	1971 DD P	1971 DD P SCHL	1971 DD P TYCO	1971 DD P WAS5	1971 DD P WAS7
			variant 2	left	1972 DD L	1972 DD L SCHL	1972 DD L TYCO	1972 DD L WAS5	1972 DD L WAS7
				right	1972 DD P	1972 DD P SCHL	1972 DD P TYCO	1972 DD P WAS5	1972 DD P WAS7

Technical Details

Approval E20: R3, R4, R6, R7, R10, R23, R38, R91, R148

Cable: 195cm

IP class: IP6K9K



Power consumption	12V	24V
position light:	max. 5,5W	
stop light:	max. 5W	
direction indicator light:	max. 21W	
dynamic indicator light:	max. 21W	
reverse light:	max. 6W	
fog light:	max. 5W	
numberplate light:	0,8W	1,7W



12V-24V IP6K9K

W252DD

LED
lamp



LPD
DOWN LICENSE PLATE LIGHT



STOP LIGHT



REAR POSITION LIGHT

functions	optional lighting - license plate	additional side position light	stop light	assembly side	W252				
					cable	Schlemmer	TYCO	WASS	WAS7
5 T/S/I/F/R	without	without		left	1973 L	1973 L SCHL	1973 L TYCO	x	1973 L WAS7
				right	1973 P	1973 P SCHL	1973 P TYCO	x	1973 P WAS7
	LPD	without		left	1978 L	1978 L SCHL	1978 L TYCO	x	1978 L WAS7
				right	1978 P	1978 P SCHL	1978 P TYCO	x	1978 P WAS7
4 T/S/I/F	without	without	left	1974 L	1974 L SCHL	1974 L TYCO	1974 L WASS	1974 L WAS7	
			right	1974 P	1974 P SCHL	1974 P TYCO	1974 P WASS	1974 P WAS7	
	LPD	without	left	1979 L	1979 L SCHL	1979 L TYCO	1979 L WASS	1979 L WAS7	
			right	1979 P	1979 P SCHL	1979 P TYCO	1979 P WASS	1979 P WAS7	
4 T/S/I/R	without	without	left	1975 L	1975 L SCHL	1975 L TYCO	1975 L WASS	1975 L WAS7	
			right	1975 P	1975 P SCHL	1975 P TYCO	1975 P WASS	1975 P WAS7	
	LPD	without	left	1980 L	1980 L SCHL	1980 L TYCO	1980 L WASS	1980 L WAS7	
			right	1980 P	1980 P SCHL	1980 P TYCO	1980 P WASS	1980 P WAS7	
3 T/S/I	without	without	variant 1	universal	1976 L/P	1976 L/P SCHL	1976 L/P TYCO	1976 L/P WASS	1976 L/P WAS7
			variant 2	left	1977 L	1977 L SCHL	1977 L TYCO	1977 L WASS	1977 L WAS7
				right	1977 P	1977 P SCHL	1977 P TYCO	1977 P WASS	1977 P WAS7
	LPD	without	variant 1	universal	1981 L/P	1981 L/P SCHL	1981 L/P TYCO	1981 L/P WASS	1981 L/P WAS7
			variant 2	left	1982 L	1982 L SCHL	1982 L TYCO	1982 L WASS	1982 L WAS7
				right	1982 P	1982 P SCHL	1982 P TYCO	1982 P WASS	1982 P WAS7





W252DD

12V-24V IP6K9K

5 światłowa
(T/S/I/F/R)


4 światłowa
(T/S/I/F)

4 światłowa
(T/S/I/R)



3 światłowa
(T/S/I) wariant 1

3 światłowa
(T/S/I) wariant 2



functions	optional lighting - license plate	additional side position light	stop light	assembly side	W252DD				
					cable	Schlemmer	TYCO	WASS	WAS7
5 T/S/I/F/R	without	without		left	2003 DD L	2003 DD L SCHL	2003 DD L TYCO	x	2003 DD L WAS7
				right	2003 DD P	2003 DD P SCHL	2003 DD P TYCO	x	2003 DD P WAS7
	LPD	without		left	2008 DD L	2008 DD L SCHL	2008 DD L TYCO	x	2008 DD L WAS7
				right	2008 DD P	2008 DD P SCHL	2008 DD P TYCO	x	2008 DD P WAS7
4 T/S/I/F	without	without	left	2004 DD L	2004 DD L SCHL	2004 DD L TYCO	2004 DD L WASS	2004 DD L WAS7	
			right	2004 DD P	2004 DD P SCHL	2004 DD P TYCO	2004 DD P WASS	2004 DD P WAS7	
	LPD	without	left	2009 DD L	2009 DD L SCHL	2009 DD L TYCO	2009 DD L WASS	2009 DD L WAS7	
			right	2009 DD P	2009 DD P SCHL	2009 DD P TYCO	2009 DD P WASS	2009 DD P WAS7	
4 T/S/I/R	without	without	left	2005 DD L	2005 DD L SCHL	2005 DD L TYCO	2005 DD L WASS	2005 DD L WAS7	
			right	2005 DD P	2005 DD P SCHL	2005 DD P TYCO	2005 DD P WASS	2005 DD P WAS7	
	LPD	without	left	2010 DD L	2010 DD L SCHL	2010 DD L TYCO	2010 DD L WASS	2010 DD L WAS7	
			right	2010 DD P	2010 DD P SCHL	2010 DD P TYCO	2010 DD P WASS	2010 DD P WAS7	
3 T/S/I	without	without	variant 1	left	2006 DD L	2006 DD L SCHL	2006 DD L TYCO	2006 DD L WASS	2006 DD L WAS7
				right	2006 DD P	2006 DD P SCHL	2006 DD P TYCO	2006 DD P WASS	2006 DD P WAS7
			variant 2	left	2007 DD L	2007 DD L SCHL	2007 DD L TYCO	2007 DD L WASS	2007 DD L WAS7
				right	2007 DD P	2007 DD P SCHL	2007 DD P TYCO	2007 DD P WASS	2007 DD P WAS7
	LPD	without	variant 1	left	2011 DD L	2011 DD L SCHL	2011 DD L TYCO	2011 DD L WASS	2011 DD L WAS7
				right	2011 DD P	2011 DD P SCHL	2011 DD P TYCO	2011 DD P WASS	2011 DD P WAS7
			variant 2	left	2012 DD L	2012 DD L SCHL	2012 DD L TYCO	2012 DD L WASS	2012 DD L WAS7
				right	2012 DD P	2012 DD P SCHL	2012 DD P TYCO	2012 DD P WASS	2012 DD P WAS7



more at:
www.was.eu

Multifunctional rear lamps



12V-24V IP6K9K

W252DD+SM1

RETRO-REFLECTOR

F
FOG LIGHT




I
INDICATOR LIGHT



R
REVERSING LIGHT



LED
lamp



302/131/81mm



S
STOP LIGHT



T
REAR POSITION LIGHT

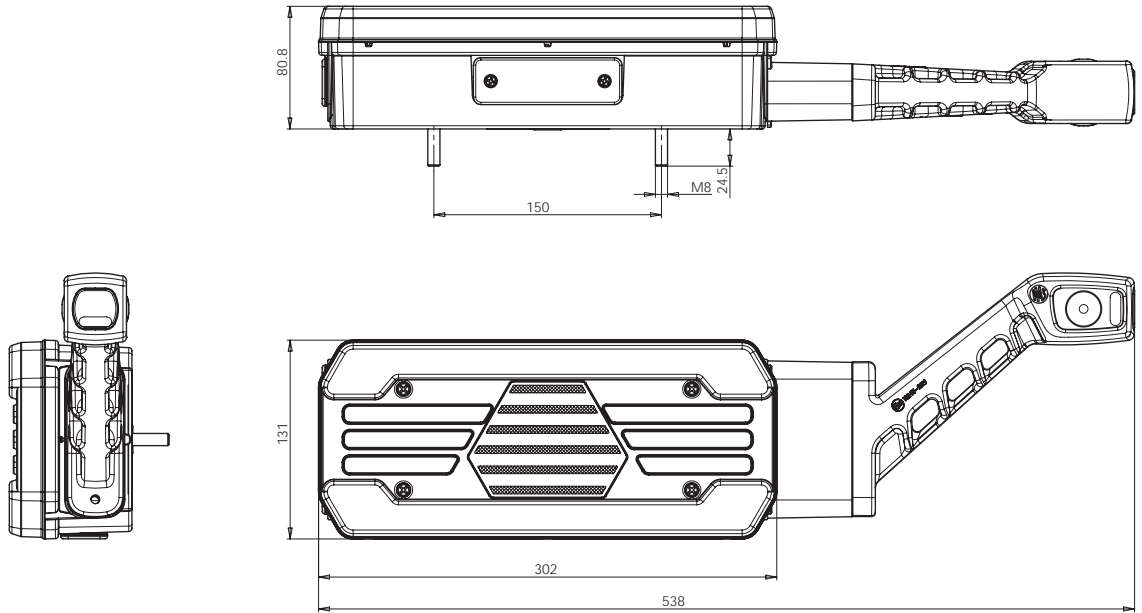
LPD
DOWN LICENSE PLATE LIGHT

functions	optional lighting - - license plate	additional side position light	stop light	assembly side	W252				
					cable	Schlemmer	TYCO	WASS	WAS7
5 T/S/I/F/R	without	SM1		left	1983 L	1983 L SCHL	1983 L TYCO	x	1983 L WAS7
				right	1983 P	1983 P SCHL	1983 P TYCO	x	1983 P WAS7
	LPD	SM1		left	1988 L	1988 L SCHL	1988 L TYCO	x	1988 L WAS7
				right	1988 P	1988 P SCHL	1988 P TYCO	x	1988 P WAS7
4 T/S/I/F	without	SM1		left	1984 L	1984 L SCHL	1984 L TYCO	1984 L WASS	1984 L WAS7
				right	1984 P	1984 P SCHL	1984 P TYCO	1984 P WASS	1984 P WAS7
	LPD	SM1		left	1989 L	1989 L SCHL	1989 L TYCO	1989 L WASS	1989 L WAS7
				right	1989 P	1989 P SCHL	1989 P TYCO	1989 P WASS	1989 P WAS7
4 T/S/I/R	without	SM1		left	1985 L	1985 L SCHL	1985 L TYCO	1985 L WASS	1985 L WAS7
				right	1985 P	1985 P SCHL	1985 P TYCO	1985 P WASS	1985 P WAS7
	LPD	SM1		left	1990 L	1990 L SCHL	1990 L TYCO	1990 L WASS	1990 L WAS7
				right	1990 P	1990 P SCHL	1990 P TYCO	1990 P WASS	1990 P WAS7
3 T/S/I	without	SM1	variant 1	left	1986 L	1986 L SCHL	1986 L TYCO	1986 L WASS	1986 L WAS7
				right	1986 P	1986 P SCHL	1986 P TYCO	1986 P WASS	1986 P WAS7
			variant 2	left	1987 L	1987 L SCHL	1987 L TYCO	1987 L WASS	1987 L WAS7
				right	1987 P	1987 P SCHL	1987 P TYCO	1987 P WASS	1987 P WAS7
	LPD	SM1	variant 1	left	1991 L	1991 L SCHL	1991 L TYCO	1991 L WASS	1991 L WAS7
				right	1991 P	1991 P SCHL	1991 P TYCO	1991 P WASS	1991 P WAS7
			variant 2	left	1992 L	1992 L SCHL	1992 L TYCO	1992 L WASS	1992 L WAS7
				right	1992 P	1992 P SCHL	1992 P TYCO	1992 P WASS	1992 P WAS7



W252DD+SM1

12V-24V IP6K9K



functions	optional lighting - license plate	additional side position light	stop light	assembly side	W252DD				
					cable	Schlemmer	TYCO	WAS5	WAS7
5 T/S/I/F/R	without	SM1		left	2013 DD L	2013 DD L SCHL	2013 DD L TYCO	x	2013 DD L WAS7
				right	2013 DD P	2013 DD P SCHL	2013 DD P TYCO	x	2013 DD P WAS7
	LPD	left		2018 DD L	2018 DD L SCHL	2018 DD L TYCO	x	2018 DD L WAS7	
		right		2018 DD P	2018 DD P SCHL	2018 DD P TYCO	x	2018 DD P WAS7	
4 T/S/I/F	without	SM1	left	2014 DD L	2014 DD L SCHL	2014 DD L TYCO	2014 DD L WAS5	2014 DD L WAS7	
			right	2014 DD P	2014 DD P SCHL	2014 DD P TYCO	2014 DD P WAS5	2014 DD P WAS7	
	LPD	left	2019 DD L	2019 DD L SCHL	2019 DD L TYCO	2019 DD L WAS5	2019 DD L WAS7		
		right	2019 DD P	2019 DD P SCHL	2019 DD P TYCO	2019 DD P WAS5	2019 DD P WAS7		
4 T/S/I/R	without	SM1	left	2015 DD L	2015 DD L SCHL	2015 DD L TYCO	2015 DD L WAS5	2015 DD L WAS7	
			right	2015 DD P	2015 DD P SCHL	2015 DD P TYCO	2015 DD P WAS5	2015 DD P WAS7	
	LPD	left	2020 DD L	2020 DD L SCHL	2020 DD L TYCO	2020 DD L WAS5	2020 DD L WAS7		
		right	2020 DD P	2020 DD P SCHL	2020 DD P TYCO	2020 DD P WAS5	2020 DD P WAS7		
3 T/S/I	without	SM1	variant 1	left	2016 DD L	2016 DD L SCHL	2016 DD L TYCO	2016 DD L WAS5	2016 DD L WAS7
				right	2016 DD P	2016 DD P SCHL	2016 DD P TYCO	2016 DD P WAS5	2016 DD P WAS7
			variant 2	left	2017 DD L	2017 DD L SCHL	2017 DD L TYCO	2017 DD L WAS5	2017 DD L WAS7
				right	2017 DD P	2017 DD P SCHL	2017 DD P TYCO	2017 DD P WAS5	2017 DD P WAS7
	LPD	SM1	variant 1	left	2021 DD L	2021 DD L SCHL	2021 DD L TYCO	2021 DD L WAS5	2021 DD L WAS7
				right	2021 DD P	2021 DD P SCHL	2021 DD P TYCO	2021 DD P WAS5	2021 DD P WAS7
			variant 2	left	2022 DD L	2022 DD L SCHL	2022 DD L TYCO	2022 DD L WAS5	2022 DD L WAS7
				right	2022 DD P	2022 DD P SCHL	2022 DD P TYCO	2022 DD P WAS5	2022 DD P WAS7



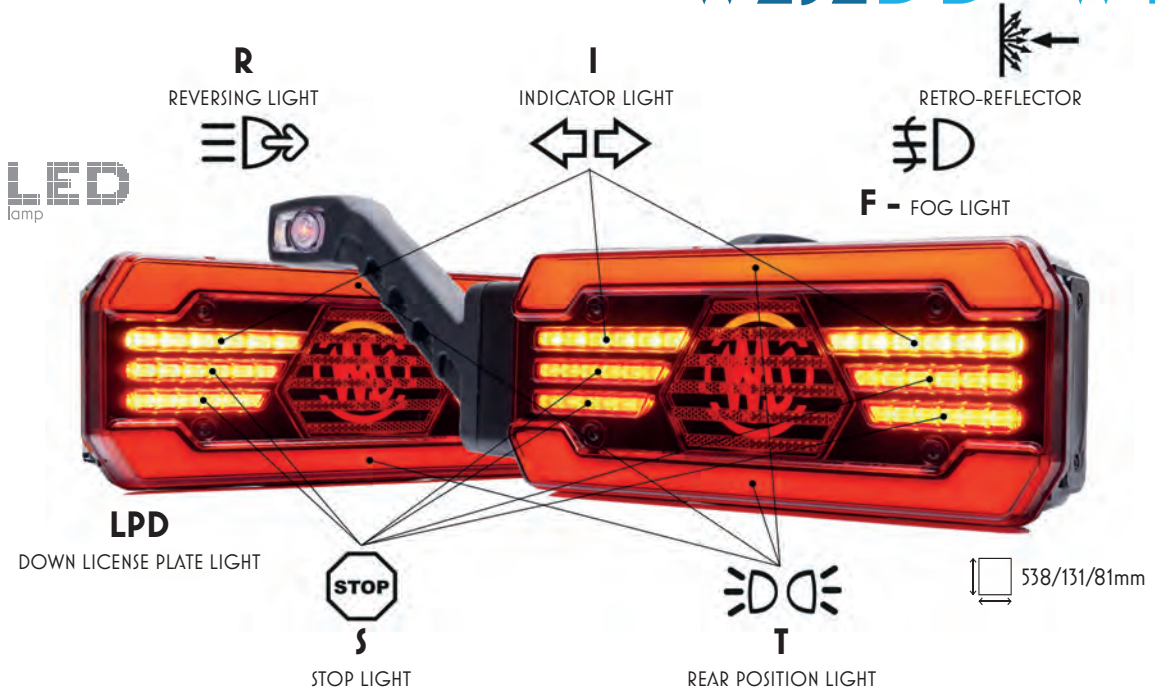
more at:
www.was.eu

Multifunctional rear lamps



12V-24V IP6K9K

W252DD+W48



functions	optional lighting - license plate	additional side position light	stop light	assembly side	W252				
					cable	Schlemmer	TYCO	WAS5	WAS7
5 T/S/I/F/R	without	W48		left	1993 L	1993 L SCHL	1993 L TYCO	x	1993 L WAS7
				right	1993 P	1993 P SCHL	1993 P TYCO	x	1993 P WAS7
	left	1998 L		1998 L SCHL	1998 L TYCO	x	1998 L WAS7		
	right	1998 P		1998 P SCHL	1998 P TYCO	x	1998 P WAS7		
4 T/S/I/F	without	W48	left	1994 L	1994 L SCHL	1994 L TYCO	1994 L WAS5	1994 L WAS7	
			right	1994 P	1994 P SCHL	1994 P TYCO	1994 P WAS5	1994 P WAS7	
	LPD	left	1999 L	1999 L SCHL	1999 L TYCO	1999 L WAS5	1999 L WAS7		
		right	1999 P	1999 P SCHL	1999 P TYCO	1999 P WAS5	1999 P WAS7		
4 T/S/I/R	without	W48	left	1995 L	1995 L SCHL	1995 L TYCO	1995 L WAS5	1995 L WAS7	
			right	1995 P	1995 P SCHL	1995 P TYCO	1995 P WAS5	1995 P WAS7	
	LPD	left	2000 L	2000 L SCHL	2000 L TYCO	2000 L WAS5	2000 L WAS7		
		right	2000 P	2000 P SCHL	2000 P TYCO	2000 P WAS5	2000 P WAS7		
3 T/S/I	without	W48	variant 1	left	1996 L	1996 L SCHL	1996 L TYCO	1996 L WAS5	1996 L WAS7
				right	1996 P	1996 P SCHL	1996 P TYCO	1996 P WAS5	1996 P WAS7
			variant 2	left	1997 L	1997 L SCHL	1997 L TYCO	1997 L WAS5	1997 L WAS7
				right	1997 P	1997 P SCHL	1997 P TYCO	1997 P WAS5	1997 P WAS7
	LPD	W48	variant 1	left	2001 L	2001 L SCHL	2001 L TYCO	2001 L WAS5	2001 L WAS7
				right	2001 P	2001 P SCHL	2001 P TYCO	2001 P WAS5	2001 P WAS7
			variant 2	left	2002 L	2002 L SCHL	2002 L TYCO	2002 L WAS5	2002 L WAS7
				right	2002 P	2002 P SCHL	2002 P TYCO	2002 P WAS5	2002 P WAS7



W252DD+W48

12V-24V IP6K9K

functions	optional lighting - license plate	additional side position light	stop light	assembly side	W252DD				
					cable	Schlemmer	TYCO	WAS5	WAS7
5 T/S/I/F/R	without	W48		left	2023 DD L	2023 DD L SCHL	2023 DD L TYCO	x	2023 DD L WAS7
				right	2023 DD P	2023 DD P SCHL	2023 DD P TYCO	x	2023 DD P WAS7
	LPD	W48		left	2028 DD L	2028 DD L SCHL	2028 DD L TYCO	x	2028 DD L WAS7
				right	2028 DD P	2028 DD P SCHL	2028 DD P TYCO	x	2028 DD P WAS7
4 T/S/I/F	without	W48		left	2024 DD L	2024 DD L SCHL	2024 DD L TYCO	2024 DD L WAS5	2024 DD L WAS7
				right	2024 DD P	2024 DD P SCHL	2024 DD P TYCO	2024 DD P WAS5	2024 DD P WAS7
	LPD	W48		left	2029 DD L	2029 DD L SCHL	2029 DD L TYCO	2029 DD L WAS5	2029 DD L WAS7
				right	2029 DD P	2029 DD P SCHL	2029 DD P TYCO	2029 DD P WAS5	2029 DD P WAS7
4 T/S/I/R	without	W48		left	2025 DD L	2025 DD L SCHL	2025 DD L TYCO	2025 DD L WAS5	2025 DD L WAS7
				right	2025 DD P	2025 DD P SCHL	2025 DD P TYCO	2025 DD P WAS5	2025 DD P WAS7
	LPD	W48		left	2030 DD L	2030 DD L SCHL	2030 DD L TYCO	2030 DD L WAS5	2030 DD L WAS7
				right	2030 DD P	2030 DD P SCHL	2030 DD P TYCO	2030 DD P WAS5	2030 DD P WAS7
3 T/S/I	without	W48	variant 1	left	2026 DD L	2026 DD L SCHL	2026 DD L TYCO	2026 DD L WAS5	2026 DD L WAS7
				right	2026 DD P	2026 DD P SCHL	2026 DD P TYCO	2026 DD P WAS5	2026 DD P WAS7
			variant 2	left	2027 DD L	2027 DD L SCHL	2027 DD L TYCO	2027 DD L WAS5	2027 DD L WAS7
				right	2027 DD P	2027 DD P SCHL	2027 DD P TYCO	2027 DD P WAS5	2027 DD P WAS7
	LPD	W48	variant 1	left	2031 DD L	2031 DD L SCHL	2031 DD L TYCO	2031 DD L WAS5	2031 DD L WAS7
				right	2031 DD P	2031 DD P SCHL	2031 DD P TYCO	2031 DD P WAS5	2031 DD P WAS7
			variant 2	left	2032 DD L	2032 DD L SCHL	2032 DD L TYCO	2032 DD L WAS5	2032 DD L WAS7
				right	2032 DD P	2032 DD P SCHL	2032 DD P TYCO	2032 DD P WAS5	2032 DD P WAS7

Technical Details

Approval E20: R3, R4, R6, R7, R10, R23, R38, R91, R148

Cable: 195cm

IP class: IP6K9K

Power consumption	12V	24V
position light:	max. 5,5W	
stop light:	max. 5W	
direction indicator light:	max. 21W	
dynamic indicator light:	max. 21W	
reverse light:	max. 6W	
fog light:	max. 5W	
numberplate light:	0,8W	1,7W



more at:
www.was.eu

Multifunctional rear lamps




12V-24V IP6K9K

W253

LED
lamp

584/163/58mm



T - position light



S - stop light



I - indicator light



F - fog light



R - reversing light



retro-reflector

functions	indicator	assembly side	lighting - license plate	warning light						retro-reflector		
				yellow retro-reflector		blue retro-reflector		without retro-reflector		without	single	double
				NO	YES	NO	YES	NO	YES			
5 T/S/I/F/R	static	left	YES							2107 L OTR		
			NO						2107 L			
	right	YES							2107 P OTR			
		NO							2107 P			
	dynamic	left	YES							2108DD L OTR		
			NO						2108DD L			
right	YES							2108DD P OTR				
NO							2108DD P					
4 T/S/I/R	static	left	YES							2105 L OTR		
			NO						2105 L			
	right	YES							2105 P OTR			
		NO						2105 P				
	dynamic	left	YES							2106DD L OTR		
			NO						2106DD L			
right	YES							2106DD P OTR				
NO							2106DD P					
3 T/S/I	static	universal	YES	2113 L/P OTR		2115 L/P OTR		2103 L/P OTR				
			NO	2113 L/P		2115 L/P		2103 L/P				
	dynamic	left	YES	2114DD L OTR		2116DD L OTR		2104DD L OTR				
			NO	2114DD L		2116DD L		2104DD L				
		right	YES	2114DD P OTR		2116DD P OTR		2104DD P OTR				
			NO	2114DD P		2116DD P		2104DD P				
2 R/S		universal	YES	2109	2122	2110	2123	2101	2102			
2 R/F		universal	YES	2216						2217	2218	
1 S		universal	YES		2111		2112					
1 R		universal	YES		2188 2192		2189 2193					
0		universal	YES	2198 2200	2190 2194 2196 2202	2199 2201	2191 2195 2197 2203				2118	



W260

12V-24V IP6K9K

535,4/28,4/33,5mm

LED
lamp



T - position light

S - stop light

I - indicator light

retro-reflector



2076



2076DD



2078 DD L



2078 DD P



2078



2346



2346DD



2347



2347DD



2348



2348DD

functions	indicator	assembly side	retro-reflector	
			YES	NO
3 T/S/I	dynamic	universal		2076DD
	static	universal		2076
2 T/I	dynamic	left		2078 DD L
		right		2078 DD P
	universal		2348DD	
2 S/I	static	universal		2078 2348
	dynamic	universal		2347DD
1 I	static	universal		2347
	dynamic	universal	2346DD	
	static	universal	2346	

All W260 series lamps can be mounted on the vehicle directly or using angle brackets





more at:
www.was.eu

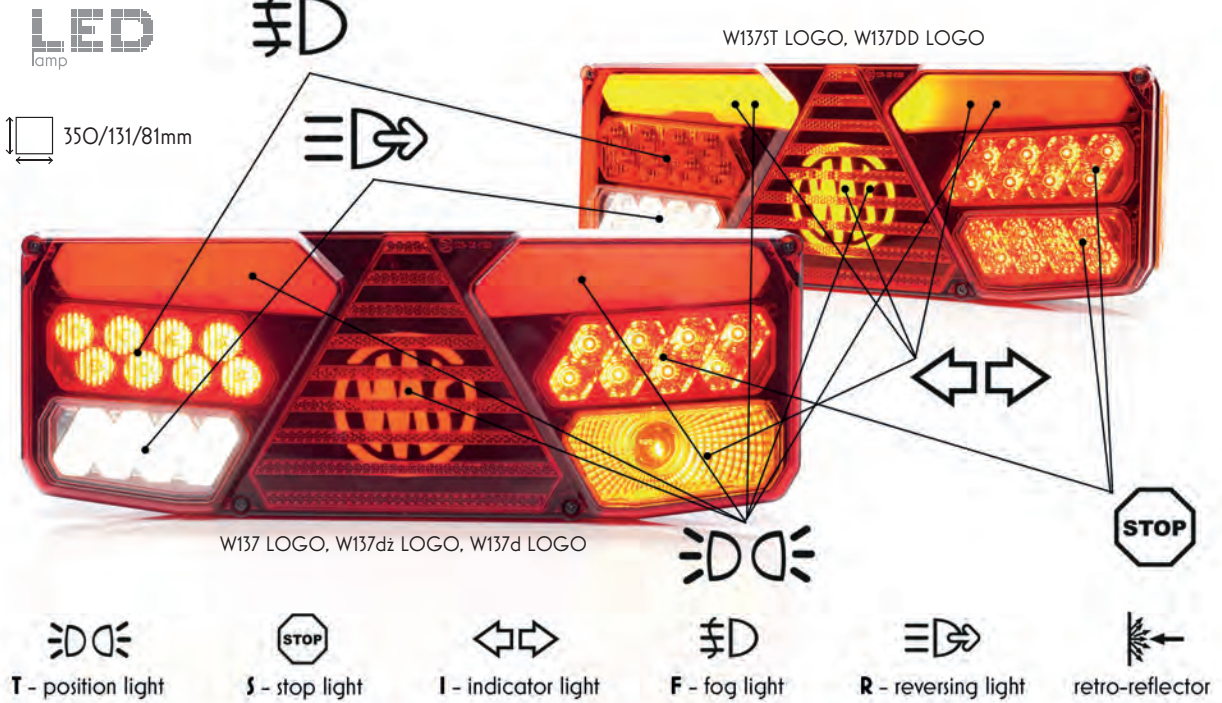
Multifunctional rear lamps



12V|24V IP56

W137 LOGO

W137ST LOGO, W137DD LOGO



W137 LOGO



W137DD LOGO



W137 + position lamp W44



W137 + position lamp W256

functions	voltage	IP class	assembly side	W137	+ position lamp W44	+ position lamp W256
W137 LOGO						
5 T/S/I/F/R	12V 24V	IP 56	LEFT	2265	2266	2267
			RIGHT	2268	2269	2270
W137dz LOGO						
5 T/S/I/F/R	12V 24V	IP 56	LEFT	2271	2272	2273
			RIGHT	2274	2275	2276
W137d LOGO						
5 T/S/I/F/R	12V-24V	IP6K9K	LEFT	2277	2278	2279
			RIGHT	2280	2281	2282
W137ST LOGO						
5 T/S/I/F/R	12V-24V	IP6K9K	LEFT	2283	2284	2285
			RIGHT	2286	2287	2288
W137DD LOGO						
5 T/S/I/F/R	12V-24V	IP6K9K	LEFT	2289	2290	2291
			RIGHT	2292	2293	2294

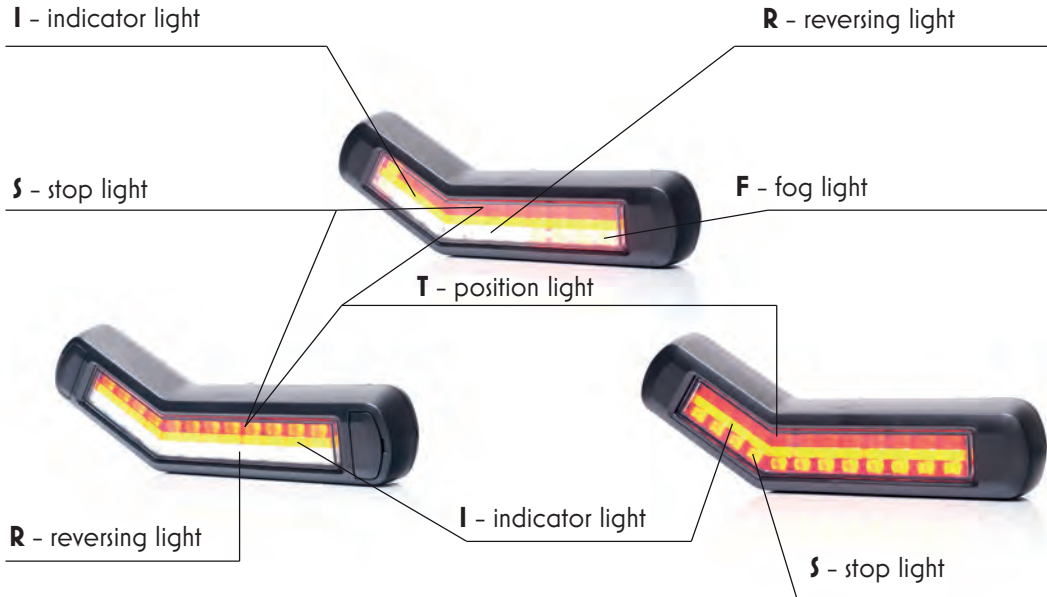


W270

LED

lamp

12V-24V IP6K9K



269/109/47,7mm

functions	turn signal type	montage	left side	right side
5 T/S/I/F/R	dynamic	bolts	2316 DD L	2316 DD P
		holes	2315 DD L	2315 DD P
	static	bolts	2316 L	2316 P
		holes	2315 L	2315 P
4 T/S/I/R	dynamic	bolts	2318 DD L	2318 DD P
		holes	2317 DD L	2317 DD P
	static	bolts	2318 L	2318 P
		holes	2317 L	2317 P
3 T/S/I	dynamic	bolts	2320 DD L	2320 DD P
		holes	2319 DD L	2319 DD P
	static	bolts	2320 L	2320 P
		holes	2319 L	2319 P

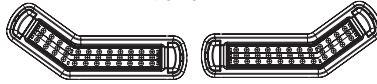


W270

variant 1



variant 2



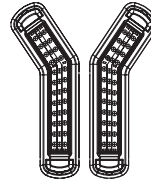
variant 3



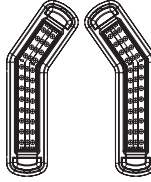
variant 4



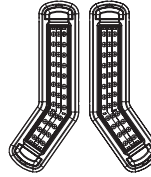
variant 5



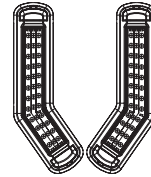
variant 6



variant 7

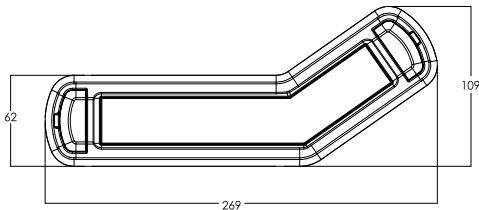
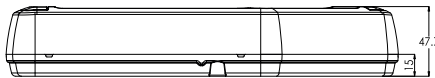
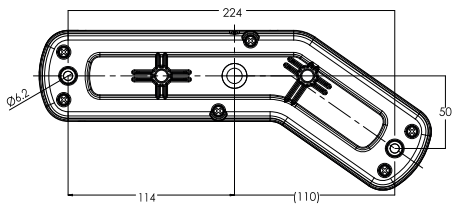


variant 8

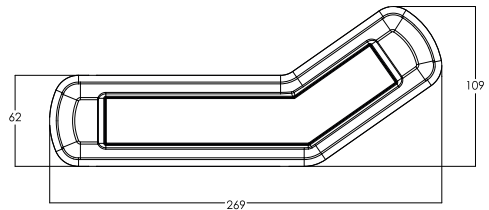
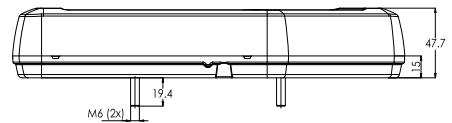
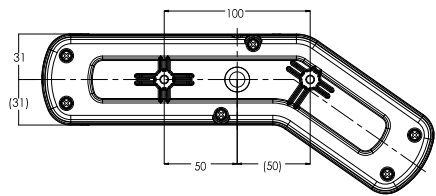


WERSJE MOCOWANIA / MOUNTING VERSIONS

PRZEZ OTWORY W OBUDOWIE LAMPY
TROUGHT HOLES IN THE LAMP HOUSING



ZA POMOCĄ ŚRUB M6
USING M6 SCREWS





W277DD LINE W277DD LINE BLACK

12V-24V IP6K9K

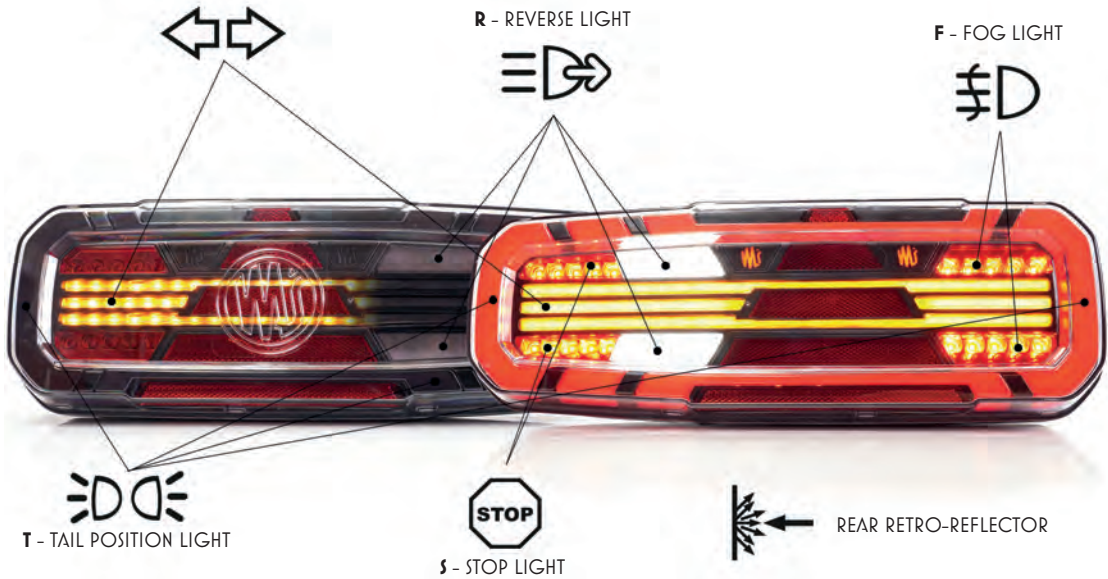
LED
lamp

402,7/141,6/69,7mm

I - DIRECTION INDICATOR LIGHT

R - REVERSE LIGHT

F - FOG LIGHT



W277 NW



STANDARD VERSION

W277 NW: 2x logos lit up

W277 NN



ON REQUEST

W277 NN: No logo

functions	optional lighting - license plate	assembly side	cable	Schlemmer	TYCO	WAS7
W277 LINE						
5 T/S/I/F/R	without	LEFT	2368 L	2368 L SCHL	2368 L TYCO	2368 L WAS7
		RIGHT	2368 P	2368 P SCHL	2368 P TYCO	2368 P WAS7
W277DD LINE						
5 T/S/I/F/R	without	LEFT	2372 DD L	2372 DD L SCHL	2372 DD L TYCO	2372 DD L WAS7
		RIGHT	2372 DD P	2372 DD P SCHL	2372 DD P TYCO	2372 DD P WAS7
W277 LINE BLACK						
5 T/S/I/F/R	without	LEFT	2368 L BLACK	2368 L BLACK SCHL	2368 L BLACK TYCO	2368 L BLACK WAS7
		RIGHT	2368 P BLACK	2368 P BLACK SCHL	2368 P BLACK TYCO	2368 P BLACK WAS7
W277DD LINE BLACK						
5 T/S/I/F/R	without	LEFT	2372 DD L BLACK	2372 DD L BLACK SCHL	2372 DD L BLACK TYCO	2372 DD L BLACK WAS7
		RIGHT	2372 DD P BLACK	2372 DD P BLACK SCHL	2372 DD P BLACK TYCO	2372 DD P BLACK WAS7



more at:
www.was.eu

Multifunction rear lamps

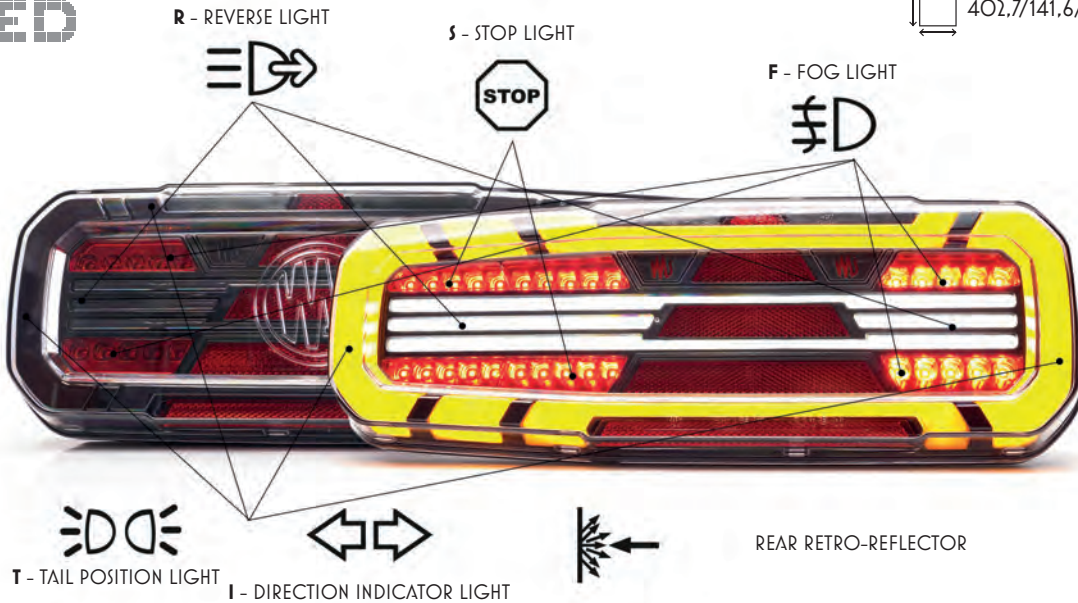


12V/24V IP6K9K

W277DD HALF RING W277DD HALF RING BLACK

LED
lamp

402,7/141,6/69,7mm



STANDARD VERSION
W277 NW: 2x logos lit up



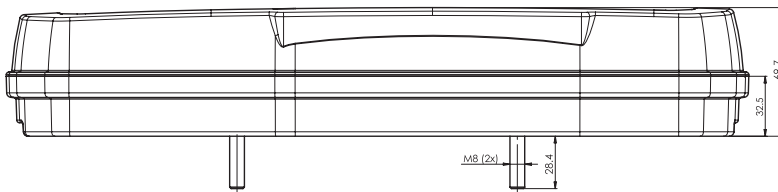
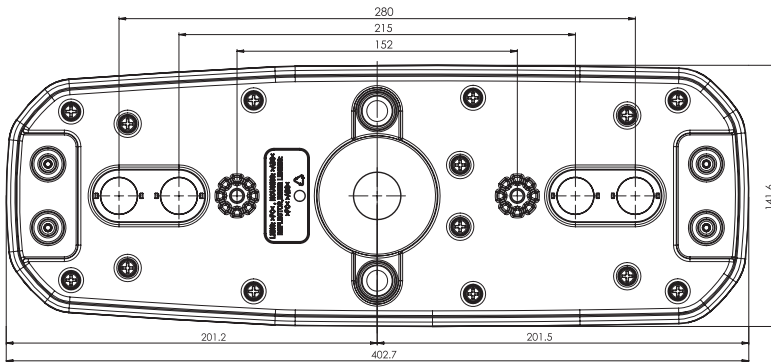

ON REQUEST
W277 NN: No logo

functions	optional lighting - license plate	assembly side	cable	Schlemmer	TYCO	WAS7
W277 RING						
5 T/S/I/F/R	without	LEFT	2376 L	2376 L SCHL	2376 L TYCO	2376 L WAS7
		RIGHT	2376 P	2376 P SCHL	2376 P TYCO	2376 P WAS7
W277DD HALF RING						
5 T/S/I/F/R	without	LEFT	2380 DD L	2380 DD L SCHL	2380 DD L TYCO	2380 DD L WAS7
		RIGHT	2380 DD P	2380 DD P SCHL	2380 DD P TYCO	2380 DD P WAS7
W277 RING BLACK						
5 T/S/I/F/R	without	LEFT	2376 L BLACK	2376 L BLACK SCHL	2376 L BLACK TYCO	2376 L BLACK WAS7
		RIGHT	2376 P BLACK	2376 P BLACK SCHL	2376 P BLACK TYCO	2376 P BLACK WAS7
W277DD HALF RING BLACK						
5 T/S/I/F/R	without	LEFT	2380 DD L BLACK	2380 DD L BLACK SCHL	2380 DD L BLACK TYCO	2380 DD L BLACK WAS7
		RIGHT	2380 DD P BLACK	2380 DD P BLACK SCHL	2380 DD P BLACK TYCO	2380 DD P BLACK WAS7



W277

12V-24V IP6K9K



Technical Details

Approval E20:	R10, R148 ,R150
Cable:	200CM
Optional connectors:	Schlemmer, TYCO, WAS 7-pin
IP class:	IP6K9K

W277 RING



The static indicator appears around the outer edge.

W277DD HALF RING



The progressive moving indicator appears along the bottom and side.

Power consumption	LED	W277 LINE / W277 DD LINE		W277 LINE BLACK/ W277 DD LINE BLACK		W277 RING / W277 DD RING		W277 RING BLACK/ W277 DD RING BLACK	
		12V	24V	12V	24V	12V	24V	12V	24V
position light:	36+2 logo	2W	3.2W	4.8W	5.9W	2W	3.2W	4.8W	5.9W
stop light:	10	1.1W	1.8W	1.1W	1.8W	1.1W	1.8W	1.1W	1.8W
direction indicator light:	66	16.1W	18.7W	16.1W	18.7W	16.1W	18.7W	16.1W	18.7W
dynamic direction indicator light:	66	19.7W	20.2W	19.8W	20.4W	19.7W	20.2W	19.8W	20.4W
reverse light:	10	5.1W	5.7W	3.4W	4.1W	5.1W	5.7W	3.4W	4.1W
fog light:	10	1.6W	2.3W	1.6W	2.3W	1.6W	2.3W	1.6W	2.3W



more at:
www.was.eu

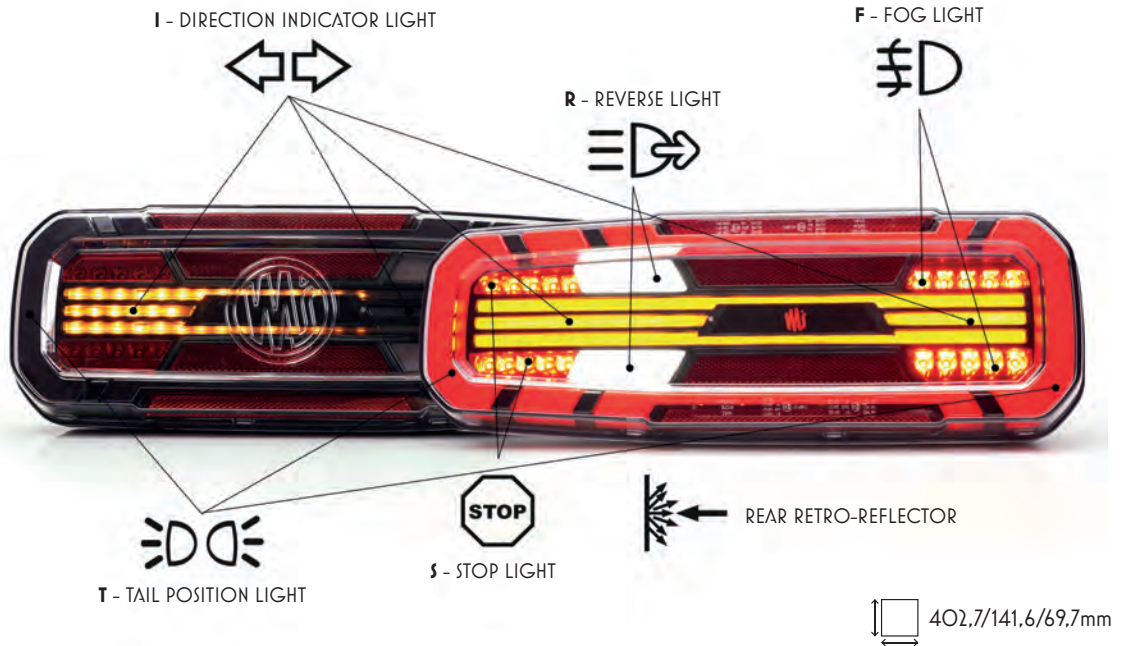
Multifunction rear lamps



12V/24V IP6K9K

LED
lamp

W278DD LINE W278DD LINE BLACK




W278 NW



STANDARD VERSION
W278 NW: 1x logo lit up

W278 NN



ON REQUEST
W278 NN: No logo

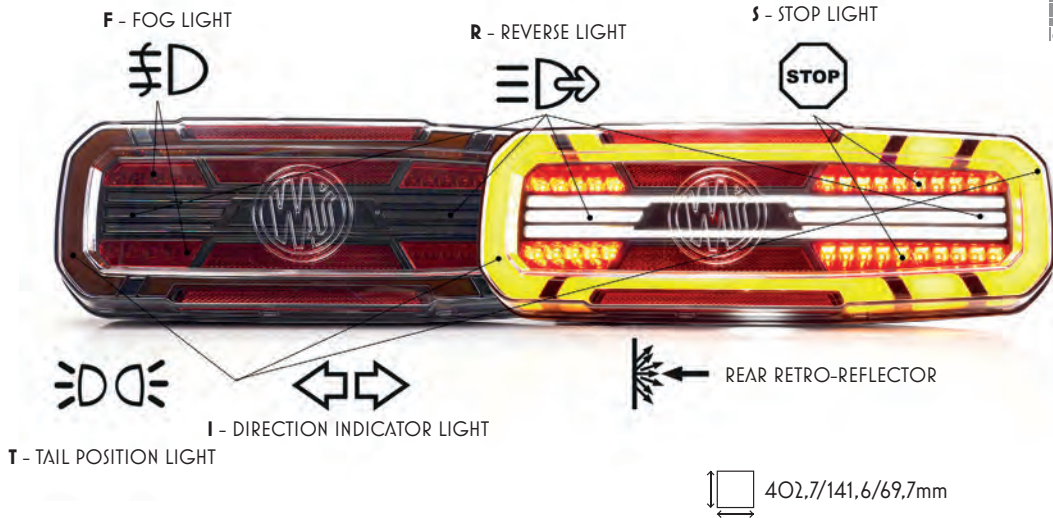
functions	optional lighting - license plate	assembly side	cable	Schlemmer	TYCO	WAS7
W278 LINE						
5 T/S/I/F/R	without	LEFT	2384 L	2384 L SCHL	2384 L TYCO	2384 L WAS7
		RIGHT	2384 P	2384 P SCHL	2384 P TYCO	2384 P WAS7
W278DD LINE						
5 T/S/I/F/R	without	LEFT	2388 DD L	2388 DD L SCHL	2388 DD L TYCO	2388 DD L WAS7
		RIGHT	2388 DD P	2388 DD P SCHL	2388 DD P TYCO	2388 DD P WAS7
W278 LINE BLACK						
5 T/S/I/F/R	without	LEFT	2384 L BLACK	2384 L BLACK SCHL	2384 L BLACK TYCO	2384 L BLACK WAS7
		RIGHT	2384 P BLACK	2384 P BLACK SCHL	2384 P BLACK TYCO	2384 P BLACK WAS7
W278DD LINE BLACK						
5 T/S/I/F/R	without	LEFT	2388 DD L BLACK	2388 DD L BLACK SCHL	2388 DD L BLACK TYCO	2388 DD L BLACK WAS7
		RIGHT	2388 DD P BLACK	2388 DD P BLACK SCHL	2388 DD P BLACK TYCO	2388 DD P BLACK WAS7



W278DD HALF RING W278DD HALF RING BLACK

12V-24V IP6K9K

LED
lamp



W278 NW



STANDARD VERSION
W278 NW: 1x logo lit up

W278 NN



ON REQUEST
W278 NN: No logo

functions	optional lighting - license plate	assembly side	cable	Schlemmer	TYCO	WAS7
W278 RING						
5 T/S/I/F/R	without	LEFT	2392 L	2392 L SCHL	2392 L TYCO	2392 L WAS7
		RIGHT	2392 P	2392 P SCHL	2392 P TYCO	2392 P WAS7
W278DD HALF RING						
5 T/S/I/F/R	without	LEFT	2396 DD L	2396 DD L SCHL	2396 DD L TYCO	2396 DD L WAS7
		RIGHT	2396 DD P	2396 DD P SCHL	2396 DD P TYCO	2396 DD P WAS7
W278 RING BLACK						
5 T/S/I/F/R	without	LEFT	2392 L BLACK	2392 L BLACK SCHL	2392 L BLACK TYCO	2392 L BLACK WAS7
		RIGHT	2392 P BLACK	2392 P BLACK SCHL	2392 P BLACK TYCO	2392 P BLACK WAS7
W278DD HALF RING BLACK						
5 T/S/I/F/R	without	LEFT	2396 DD L BLACK	2396 DD L BLACK SCHL	2396 DD L BLACK TYCO	2396 DD L BLACK WAS7
		RIGHT	2396 DD P BLACK	2396 DD P BLACK SCHL	2396 DD P BLACK TYCO	2396 DD P BLACK WAS7



12V-24V IP6K9K

W278

W278 RING

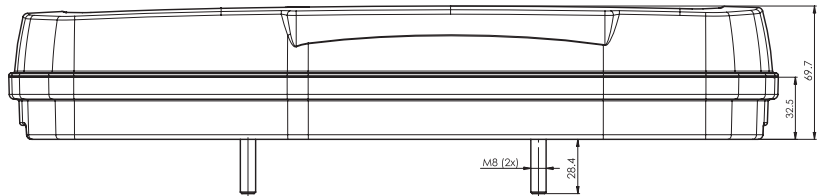
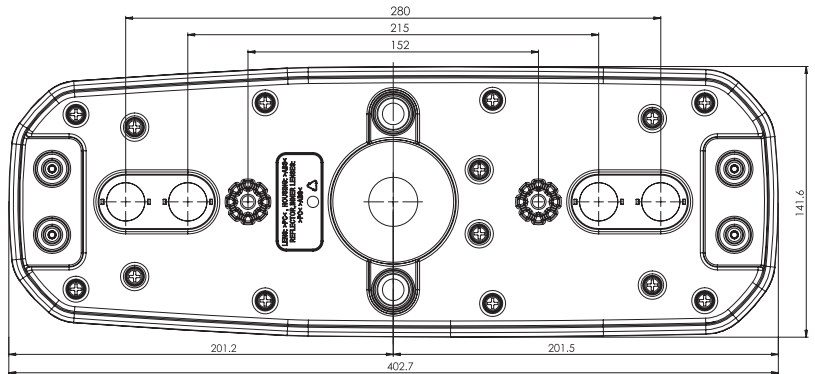



The static indicator appears around the outer edge.

W278DD HALF RING



The progressive moving indicator appears along the bottom and side.



Technical Details

Approval E20:

R10, R148 ,R150

Cable:

20OCM

Optional connectors:

Schlemmer, TYCO, WAS 7-pin

IP class:

IP6K9K

Power consumption	LED	W278 LINE / W278 DD LINE		W277 LINE BLACK/ W277 DD LINE BLACK		W278 RING / W278 DD RING		W278 RING BLACK/ W278 DD RING BLACK	
		12V	24V	12V	24V	12V	24V	12V	24V
position light:	36+2 logo	2W	3.2W	4.8W	5.9W	2W	3.2W	4.8W	5.9W
stop light:	10	1.1W	1.8W	1.1W	1.8W	1.1W	1.8W	1.1W	1.8W
direction indicator light:	66	16.1W	18.7W	16.1W	18.7W	16.1W	18.7W	16.1W	18.7W
dynamic direction indicator light:	66	19.7W	20.2W	19.8W	20.4W	19.7W	20.2W	19.8W	20.4W
reverse light:	10	5.1W	5.7W	3.4W	4.1W	5.1W	5.7W	3.4W	4.1W
fog light:	10	1.6W	2.3W	1.6W	2.3W	1.6W	2.3W	1.6W	2.3W



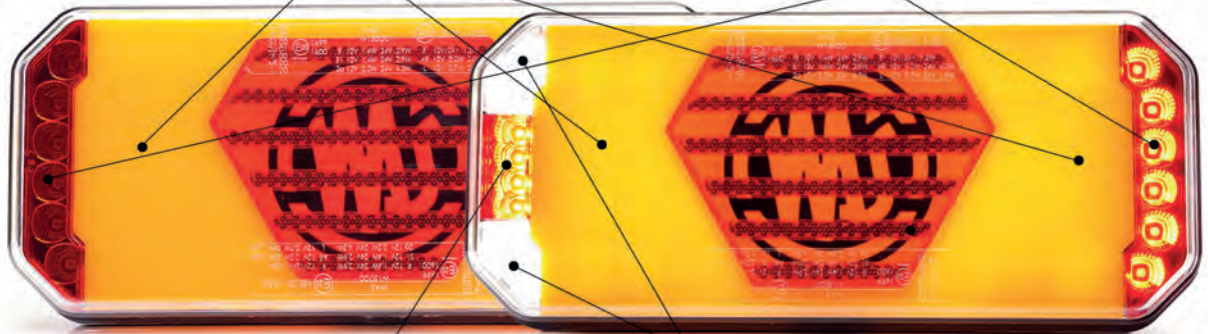
W279

12V-24V IP6K9K

I
DIRECTION INDICATOR LIGHT

T
TAIL POSITION LIGHT

S
STOP LIGHT



LPS - LICANCE PLATE LIGHT



F - FOG LIGHT



R
REVERSE LIGHT



REAR RETRO-REFLECTOR



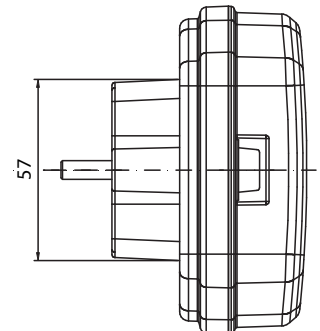
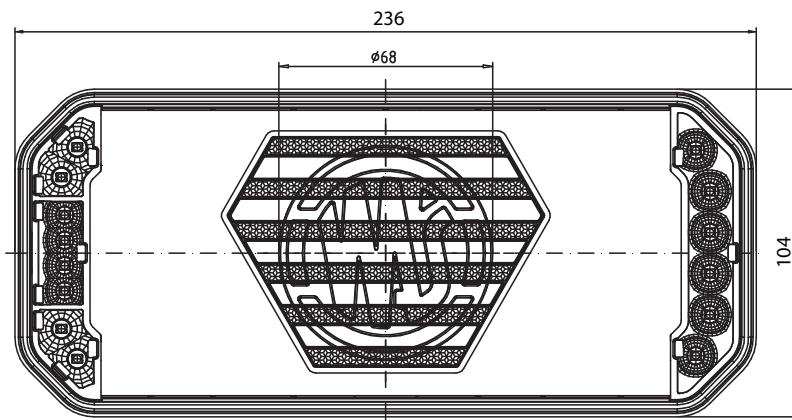
REGULAR



RED



BLACK



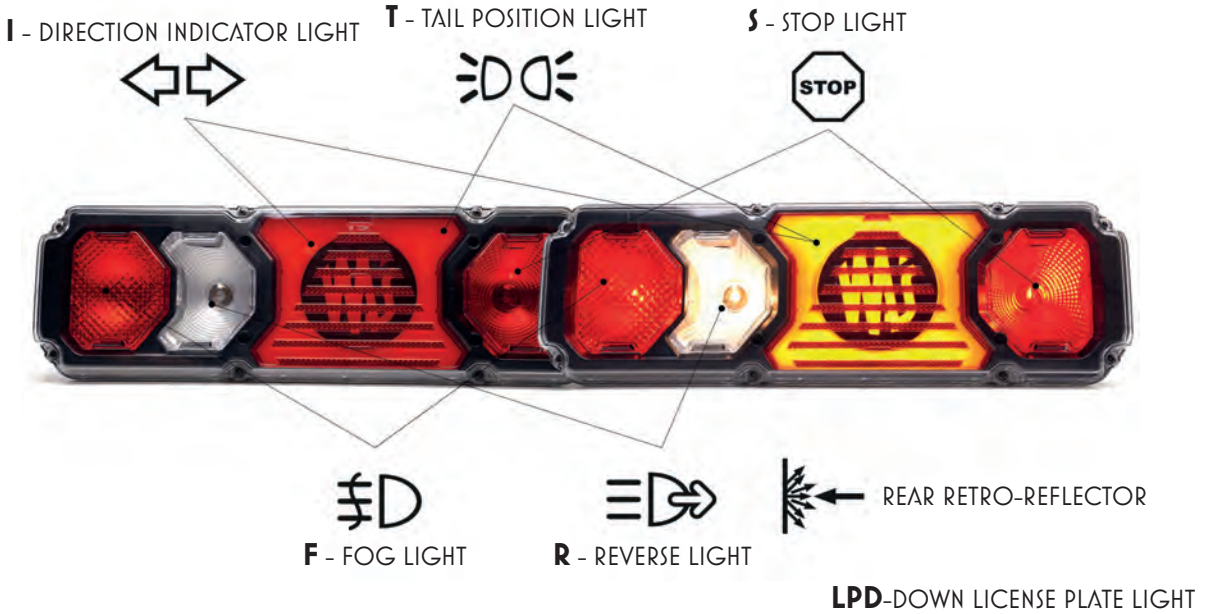


functions	optional lighting - license plate	assembly side	cable									
			W179	W179 ECO	W179DD	W179DD ECO	W179 RED	W179 ECO RED	W179DD RED	W179DD ECO RED	W179 BLACK	W179DD BLACK
5 T/S/I/F/R	without	LEFT	2480 L	2488 L	2480 DD L	2488 DD L	2480 L RED	2488 L RED	2480 DD L RED	2488 DD L RED	2480 L BLACK	2488 DD L BLACK
		RIGHT	2480 P	2488 P	2480 DD P	2488 DD P	2480 P RED	2488 P RED	2480 DD P RED	2488 DD P RED	2480 P BLACK	2488 DD P BLACK
	LPS	LEFT	2476 L	2484 L	2476 DD L	2484 DD L	x	x	x	x	2476 L BLACK	2476 DD L BLACK
		RIGHT	2476 P	2484 P	2476 DD P	2484 DD P	x	x	x	x	2476 P BLACK	2476 DD P BLACK
4 T/S/I/R	without	LEFT	2481 L	2489 L	2481 DD L	2489 DD L	2481 L RED	2489 L RED	2481 DD L RED	2489 DD L RED	2481 L BLACK	2481 DD L BLACK
		RIGHT	2481 P	2489 P	2481 DD P	2489 DD P	2481 P RED	2489 P RED	2481 DD P RED	2489 DD P RED	2481 P BLACK	2481 DD P BLACK
	LPS	LEFT	2477 L	2485 L	2477 DD L	2485 DD L	x	x	x	x	2477 L BLACK	2477 DD L BLACK
		RIGHT	2477 P	2485 P	2477 DD P	2485 DD P	x	x	x	x	2477 P BLACK	2477 DD P BLACK
4 T/S/I/F	without	LEFT	2482 L	2490 L	2482 DD L	2490 DD L	2482 L RED	2490 L RED	2482 DD L RED	2490 DD L RED	2482 L BLACK	2482 DD L BLACK
		RIGHT	2482 P	2490 P	2482 DD P	2490 DD P	2482 P RED	2490 P RED	2482 DD P RED	2490 DD P RED	2482 P BLACK	2482 DD P BLACK
	LPS	LEFT	2478 L	2486 L	2478 DD L	2486 DD L	x	x	x	x	2478 L BLACK	2478 DD L BLACK
		RIGHT	2478 P	2486 P	2478 DD P	2486 DD P	x	x	x	x	2478 P BLACK	2478 DD P BLACK
3 T/S/I	without	LEFT	2483 L	2491 L	2483 DD L	2491 DD L	2483 L RED	2491 L RED	2483 DD L RED	2491 DD L RED	2483 L BLACK	2483 DD L BLACK
		RIGHT	2483 P	2491 P	2483 DD P	2491 DD P	2483 P RED	2491 P RED	2483 DD P RED	2491 DD P RED	2483 P BLACK	2483 DD P BLACK
	LPS	LEFT	2479 L	2487 L	2479 DD L	2487 DD L	x	x	x	x	2479 L BLACK	2479 DD L BLACK
		RIGHT	2479 P	2487 P	2479 DD P	2487 DD P	x	x	x	x	2479 P BLACK	2479 DD P BLACK

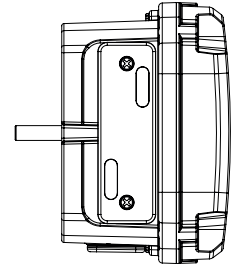
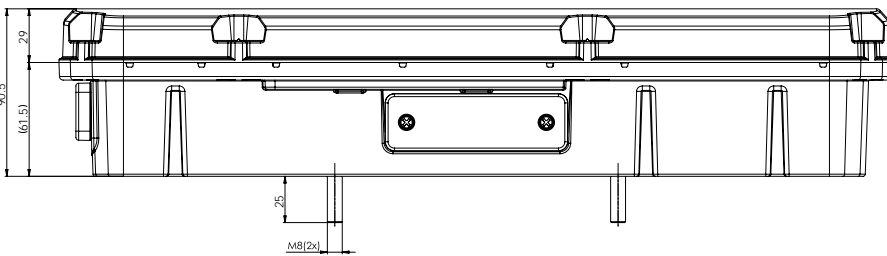
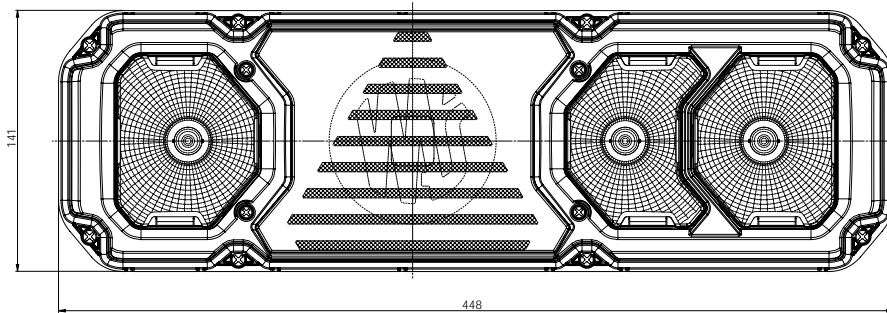


W281

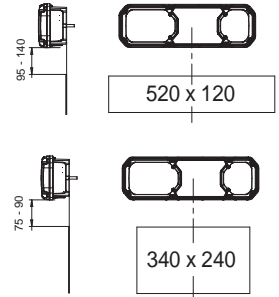
12V/24V IP 56



functions	optional lighting - license plate	assembly side	W281			
			cable	Schlemmer	TYCO	WAS7
5 T/S/I/F/R	without	LEFT	2509 L	2509 L SCHL	2509 L TYCO	2509 L WAS7
		RIGHT	2509 P	2509 P SCHL	2509 P TYCO	2509 P WAS7
	LPD	LEFT	2509A L	2509A L SCHL	2509A L TYCO	2509A L WAS7
		RIGHT	2509A P	2509A P SCHL	2509A P TYCO	2509A P WAS7
5 T/S/I/F/R 4SS	without	LEFT	2509 L	2509 L SCHL	2509 L TYCO	2509 L WAS7
		RIGHT	2509 P	2509 P SCHL	2509 P TYCO	2509 P WAS7
	LPD	LEFT	2509A L	2509A L SCHL	2509A L TYCO	2509A L WAS7
		RIGHT	2509A P	2509A P SCHL	2509A P TYCO	2509A P WAS7



OSWIETLENIE TYLNEJ TABLICY REJESTRACYJNEJ
ILLUMINATION OF THE REAR REGISTRATION PLATE



Technical Details

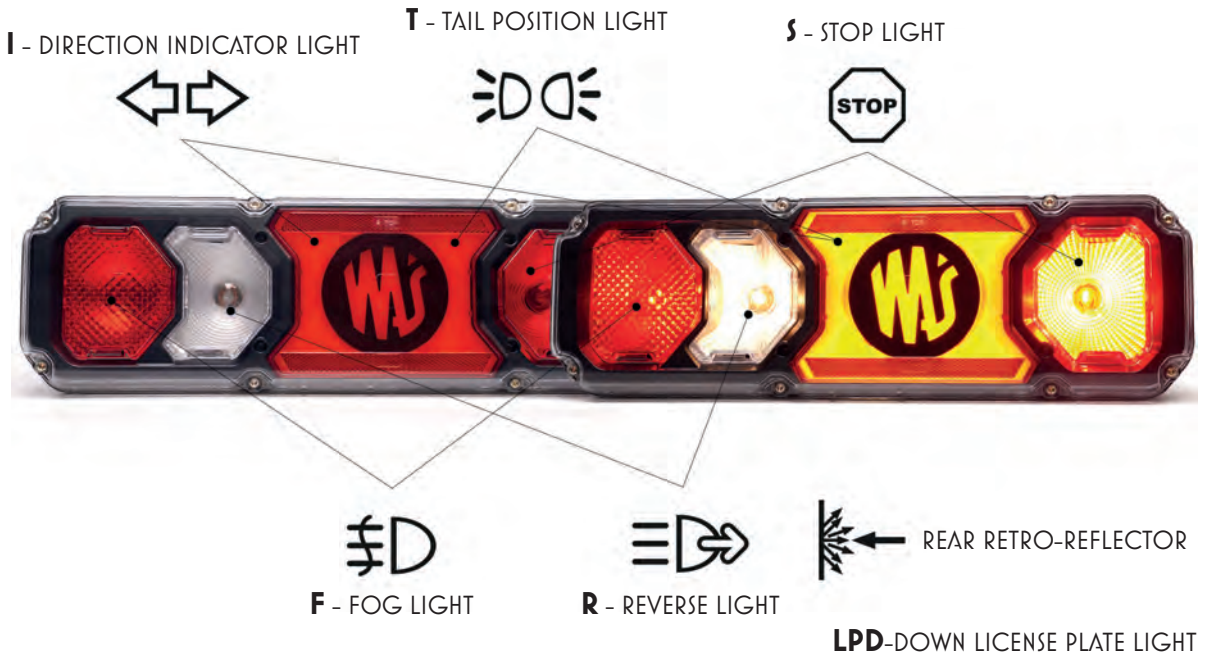
Approval E2O:	R148 ,R150
Cable:	200CM
Optional connectors:	Schlemmer, TYCO, WAS 7-pin
IP class:	IP56

Power consumption	12V	24V
position light:	3.2W	4.1W
stop light:		21W
direction indicator light:	21.1W	24.7W
reverse light:		21W
fog light:		21W
numberplate light:	0.8W	1.7W

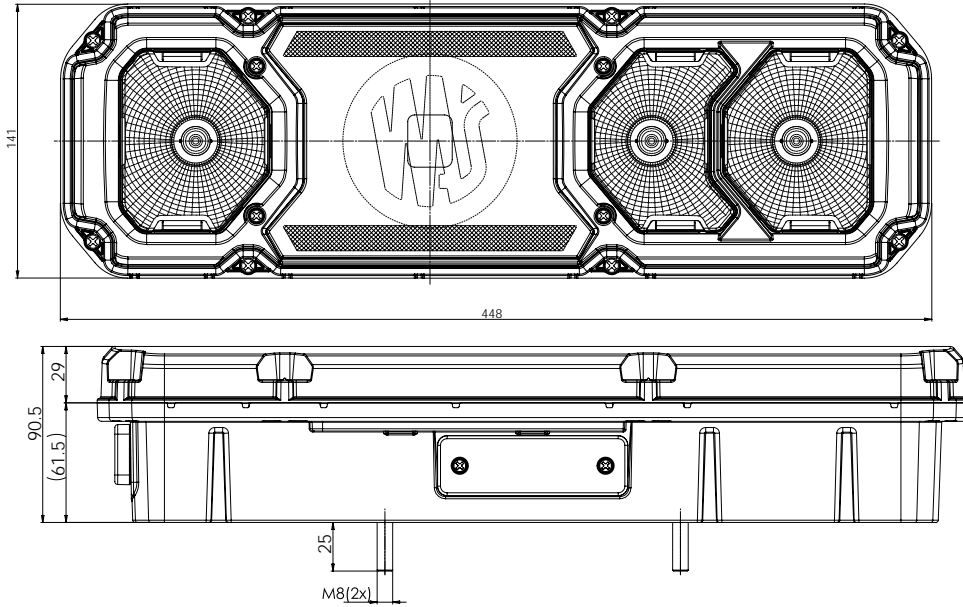


W282

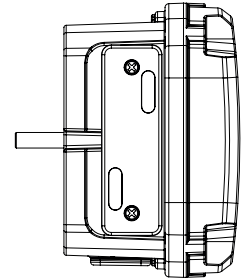
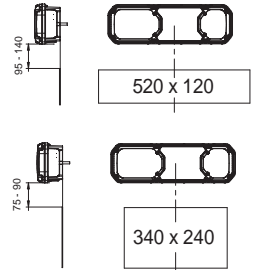
12V/24V IP 56



functions	optional lighting - license plate	assembly side	W282			
			cable	Schlemmer	TYCO	WAS7
5 T/S/I/F/R	without	LEFT	2513 L	2513 L SCHL	2513 L TYCO	2513 L WAS7
		RIGHT	2513 P	2513 P SCHL	2513 P TYCO	2513 P WAS7
	LPD	LEFT	2513A L	2513A L SCHL	2513A L TYCO	2513A L WAS7
		RIGHT	2513A P	2513A P SCHL	2513A P TYCO	2513A P WAS7
5 T/S/I/F/R 4SS	without	LEFT	2513 L	2513 L SCHL	2513 L TYCO	2513 L WAS7
		RIGHT	2513 P	2513 P SCHL	2513 P TYCO	2513 P WAS7
	LPD	LEFT	2513A L	2513A L SCHL	2513A L TYCO	2513A L WAS7
		RIGHT	2513A P	2513A P SCHL	2513A P TYCO	2513A P WAS7



OŚWIETLENIE TYLNEJ TABLICY REJESTRACYJNEJ
ILLUMINATION OF THE REAR REGISTRATION PLATE



Technical Details

Approval E20:	R148 ,R150
Cable:	200CM
Optional connectors:	Schlemmer, TYCO, WAS 7-pin
IP class:	IP56

Power consumption	12V	24V
position light:	3.2W	4.1W
stop light:		21W
direction indicator light:	21.1W	24.7W
reverse light:		21W
fog light:		21W
numberplate light:	0.8W	1.7W



W281d

12V/24V IP 56

I - DIRECTION INDICATOR LIGHT



T - TAIL POSITION LIGHT



S - STOP LIGHT



F - FOG LIGHT




R - REVERSE LIGHT



REAR RETRO-REFLECTOR

LPD-DOWN LICENSE PLATE LIGHT

W281d



STANDARD VERSION
with logo

W281d NN



ON REQUEST
No logo

W281d



W281d KR

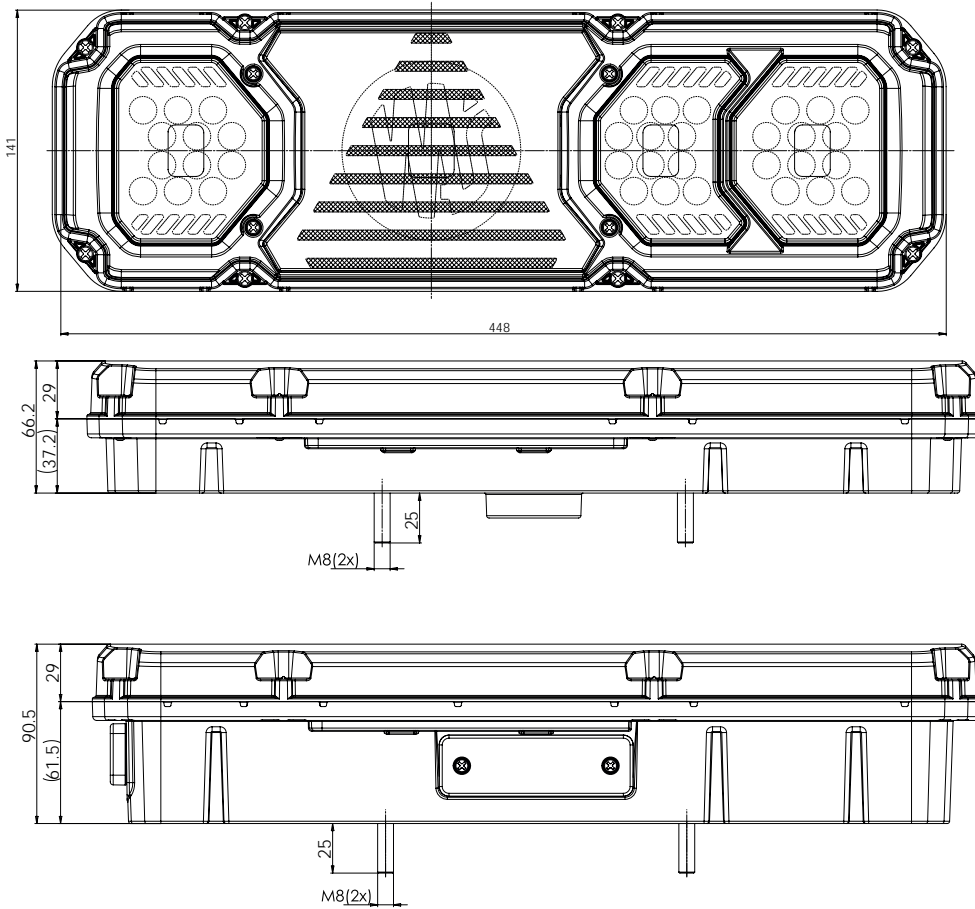


W281d BLACK

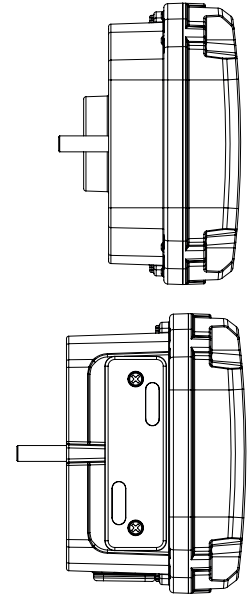
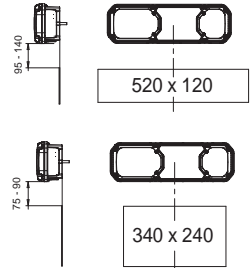




functions	optional lighting - license plate	assembly side	W281d			
			cable	Schlemmer	TYCO	WAS7
5 T/S/I/F/R	without, slim housing	LEFT	2517 L	2517 L SCHL	2517 L TYCO	2517 L WAS7
		RIGHT	2517 P	2517 P SCHL	2517 P TYCO	2517 P WAS7
	without, thick housing	LEFT	2517 L TB	2517 L TB SCHL	2517 L TB TYCO	2517 L TB WAS7
		RIGHT	2517 P TB	2517 P TB SCHL	2517 P TB TYCO	2517 P TB WAS7
	LPD	LEFT	2517A L	2517A L SCHL	2517A L TYCO	2517A L WAS7
		RIGHT	2517A P	2517A P SCHL	2517A P TYCO	2517A P WAS7
5 T/S/I/F/R 4SS	without, slim housing	LEFT	2517 L 4SS	2517 L 4SS SCHL	2517 L 4SS TYCO	2517 L 4SS WAS7
		RIGHT	2517 P 4SS	2517 P 4SS SCHL	2517 P 4SS TYCO	2517 P 4SS WAS7
	without, thick housing	LEFT	2517 L TB 4SS	2517 L TB 4SS SCHL	2517 L TB 4SS TYCO	2517 L TB 4SS WAS7
		RIGHT	2517 P TB 4SS	2517 P TB 4SS SCHL	2517 P TB 4SS TYCO	2517 P TB 4SS WAS7
	LPD	LEFT	2517A L 4SS	2517A L 4SS SCHL	2517A L 4SS TYCO	2517A L 4SS WAS7
		RIGHT	2517A P 4SS	2517A P 4SS SCHL	2517A P 4SS TYCO	2517A P 4SS WAS7
W281d KR						
5 T/S/I/F/R	without, slim housing	LEFT	2517 L KR	2517 L KR SCHL	2517 L KR TYCO	2517 L KR WAS7
		RIGHT	2517 P KR	2517 P KR SCHL	2517 P KR TYCO	2517 P KR WAS7
	without, thick housing	LEFT	2517 L TB KR	2517 L TB KR SCHL	2517 L TB KR TYCO	2517 L TB KR WAS7
		RIGHT	2517 P TB KR	2517 P TB KR SCHL	2517 P TB KR TYCO	2517 P TB KR WAS7
	LPD	LEFT	2517A L KR	2517A L KR SCHL	2517A L KR TYCO	2517A L KR WAS7
		RIGHT	2517A P KR	2517A P KR SCHL	2517A P KR TYCO	2517A P KR WAS7
5 T/S/I/F/R 4SS	without, slim housing	LEFT	2517 L KR 4SS	2517 L KR 4SS SCHL	2517 L KR 4SS TYCO	2517 L 4SS KR WAS7
		RIGHT	2517 P KR 4SS	2517 P KR 4SS SCHL	2517 P KR 4SS TYCO	2517 P 4SS KR WAS7
	without, thick housing	LEFT	2517 L TB KR 4SS	2517 L TB KR 4SS SCHL	2517 L TB KR 4SS TYCO	2517 L TB KR 4SS WAS7
		RIGHT	2517 P TB KR 4SS	2517 P TB KR 4SS SCHL	2517 P TB KR 4SS TYCO	2517 P TB KR 4SS WAS7
	LPD	LEFT	2517A L KR 4SS	2517A L KR 4SS SCHL	2517A L KR 4SS TYCO	2517A L KR 4SS WAS7
		RIGHT	2517A P KR 4SS	2517A P KR 4SS SCHL	2517A P KR 4SS TYCO	2517A P KR 4SS WAS7
W281d BLACK						
5 T/S/I/F/R	without, slim housing	LEFT	2517 L BLACK	2517 L BLACK SCHL	2517 L BLACK TYCO	2517 L BLACK WAS7
		RIGHT	2517 P BLACK	2517 P BLACK SCHL	2517 P BLACK TYCO	2517 P BLACK WAS7
	without, thick housing	LEFT	2517 L TB BLACK	2517 L TB BLACK SCHL	2517 L TB BLACK TYCO	2517 L TB BLACK WAS7
		RIGHT	2517 P TB BLACK	2517 P TB BLACK SCHL	2517 P TB BLACK TYCO	2517 P TB BLACK WAS7
	LPD	LEFT	2517A L BLACK	2517A L BLACK SCHL	2517A L BLACK TYCO	2517A L BLACK WAS7
		RIGHT	2517A P BLACK	2517A P BLACK SCHL	2517A P BLACK TYCO	2517A P BLACK WAS7
5 T/S/I/F/R 4SS	without, slim housing	LEFT	2517 L BLACK 4SS	2517 L BLACK 4SS SCHL	2517 L BLACK 4SS TYCO	2517 L BLACK 4SS WAS7
		RIGHT	2517 P BLACK 4SS	2517 P BLACK 4SS SCHL	2517 P BLACK 4SS TYCO	2517 P BLACK 4SS WAS7
	without, thick housing	LEFT	2517 L TB BLACK 4SS	2517 L TB BLACK 4SS SCHL	2517 L TB BLACK 4SS TYCO	2517 L TB BLACK 4SS WAS7
		RIGHT	2517 P TB BLACK 4SS	2517 P TB BLACK 4SS SCHL	2517 P TB BLACK 4SS TYCO	2517 P TB BLACK 4SS WAS7
	LPD	LEFT	2517A L BLACK 4SS	2517A L BLACK 4SS SCHL	2517A L BLACK 4SS TYCO	2517A L BLACK 4SS WAS7
		RIGHT	2517A P BLACK 4SS	2517A P BLACK 4SS SCHL	2517A P BLACK 4SS TYCO	2517A P BLACK 4SS WAS7



OŚWIETLENIE TYLNEJ TABLICY REJESTRACYJNEJ
ILLUMINATION OF THE REAR REGISTRATION PLATE



Technical Details

Approval E20:	R148 ,R150
Cable:	200CM
Optional connectors:	Schlemmer, TYCO, WAS 7-pin
IP class:	IP56

Power consumption	12V	24V
position light:	3.2W	4.1W
stop light:		21W
direction indicator light:	21.1W	24.7W
reverse light:		21W
fog light:		21W
numberplate light:	0.8W	1.7W



more at:
www.was.eu

Multifunction rear lamps



12V|24V IP 56

W282d


S - STOP LIGHT



T - TAIL POSITION LIGHT



I - DIRECTION INDICATOR LIGHT



REAR RETRO-REFLECTOR



R - REVERSE LIGHT



F - FOG LIGHT

LPD-DOWN LICENSE PLATE LIGHT

W282d



STANDARD VERSION
with logo

W282d NN



ON REQUEST
No logo

W282d



W282d KR

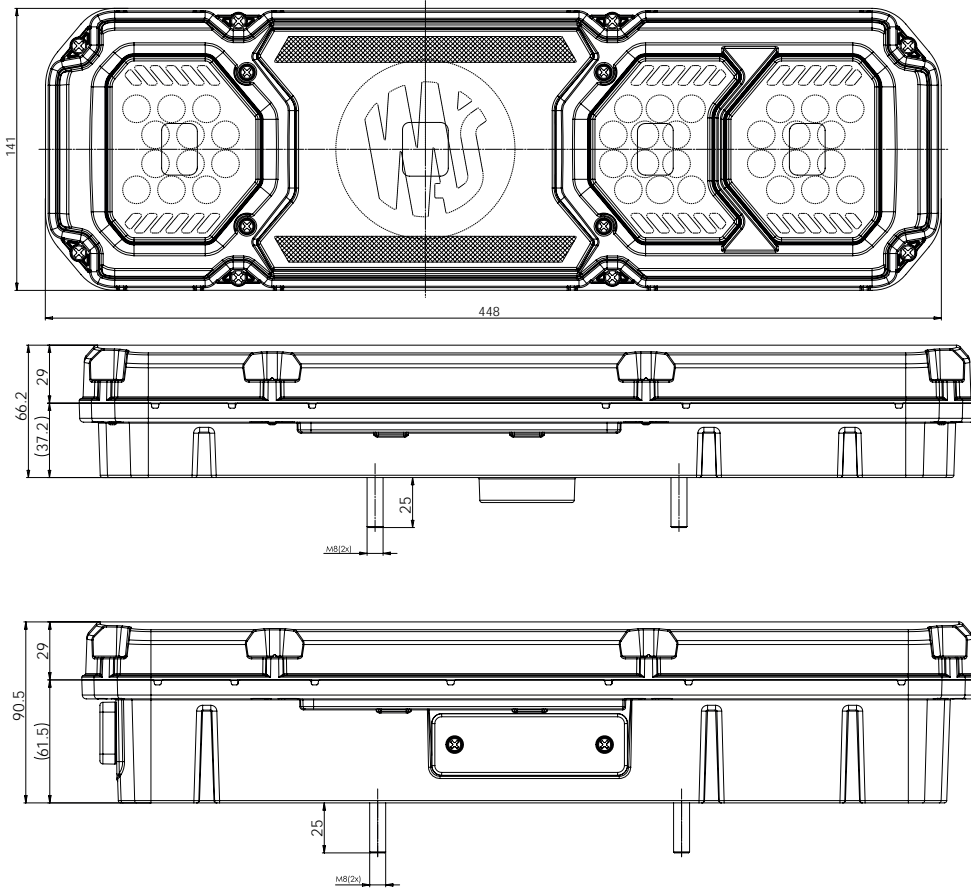


W282d BLACK

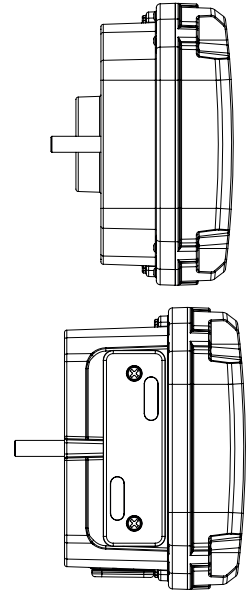
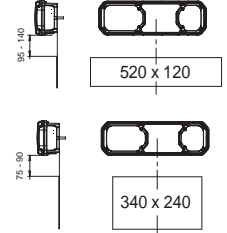




functions	optional lighting - license plate	assembly side	W282d				
			cable	Schlemmer	TYCO	WAS7	
5 T/S/I/F/R	without, slim housing	LEFT	2521 L	2521 L SCHL	2521 L TYCO	2521 L WAS7	
		RIGHT	2521 P	2521 P SCHL	2521 P TYCO	2521 P WAS7	
	without, thick housing	LEFT	2521 L TB	2521 L TB SCHL	2521 L TB TYCO	2521 L TB WAS7	
		RIGHT	2521 P TB	2521 P TB SCHL	2521 P TB TYCO	2521 P TB WAS7	
	LPD	LEFT	2521A L	2521A L SCHL	2521A L TYCO	2521A L WAS7	
		RIGHT	2521A P	2521A P SCHL	2521A P TYCO	2521A P WAS7	
5 T/S/I/F/R 4SS	without, slim housing	LEFT	2521 L 4SS	2521 L 4SS SCHL	2521 L 4SS TYCO	2521 L 4SS WAS7	
		RIGHT	2521 P 4SS	2521 P 4SS SCHL	2521 P 4SS TYCO	2521 P 4SS WAS7	
	without, thick housing	LEFT	2521 L TB 4SS	2521 L TB 4SS SCHL	2521 L TB 4SS TYCO	2521 L TB 4SS WAS7	
		RIGHT	2521 P TB 4SS	2521 P TB 4SS SCHL	2521 P TB 4SS TYCO	2521 P TB 4SS WAS7	
	LPD	LEFT	2521A L 4SS	2521A L 4SS SCHL	2521A L 4SS TYCO	2521A L 4SS WAS7	
		RIGHT	2521A P 4SS	2521A P 4SS SCHL	2521A P 4SS TYCO	2521A P 4SS WAS7	
	W282d KR						
	5 T/S/I/F/R	without, slim housing	LEFT	2521 L KR	2521 L KR SCHL	2521 L KR TYCO	2521 L KR WAS7
RIGHT			2521 P KR	2521 P KR SCHL	2521 P KR TYCO	2521 P KR WAS7	
without, thick housing		LEFT	2521 L TB KR	2521 L TB KR SCHL	2521 L TB KR TYCO	2521 L TB KR WAS7	
		RIGHT	2521 P TB KR	2521 P TB KR SCHL	2521 P TB KR TYCO	2521 P TB KR WAS7	
LPD		LEFT	2521A L KR	2521A L KR SCHL	2521A L KR TYCO	2521A L KR WAS7	
		RIGHT	2521A P KR	2521A P KR SCHL	2521A P KR TYCO	2521A P KR WAS7	
5 T/S/I/F/R 4SS	without, slim housing	LEFT	2521 L KR 4SS	2521 L KR 4SS SCHL	2521 L KR 4SS TYCO	2521 L 4SS KR WAS7	
		RIGHT	2521 P KR 4SS	2521 P KR 4SS SCHL	2521 P KR 4SS TYCO	2521 P 4SS KR WAS7	
	without, thick housing	LEFT	2521 L TB KR 4SS	2521 L TB KR 4SS SCHL	2521 L TB KR 4SS TYCO	2521 L TB KR 4SS WAS7	
		RIGHT	2521 P TB KR 4SS	2521 P TB KR 4SS SCHL	2521 P TB KR 4SS TYCO	2521 P TB KR 4SS WAS7	
	LPD	LEFT	2521A L KR 4SS	2521A L KR 4SS SCHL	2521A L KR 4SS TYCO	2521A L KR 4SS WAS7	
		RIGHT	2521A P KR 4SS	2521A P KR 4SS SCHL	2521A P KR 4SS TYCO	2521A P KR 4SS WAS7	
W282d BLACK							
5 T/S/I/F/R	without, slim housing	LEFT	2521 L BLACK	2521 L BLACK SCHL	2521 L BLACK TYCO	2521 L BLACK WAS7	
		RIGHT	2521 P BLACK	2521 P BLACK SCHL	2521 P BLACK TYCO	2521 P BLACK WAS7	
	without, thick housing	LEFT	2521 L TB BLACK	2521 L TB BLACK SCHL	2521 L TB BLACK TYCO	2521 L TB BLACK WAS7	
		RIGHT	2521 P TB BLACK	2521 P TB BLACK SCHL	2521 P TB BLACK TYCO	2521 P TB BLACK WAS7	
	LPD	LEFT	2521A L BLACK	2521A L BLACK SCHL	2521A L BLACK TYCO	2521A L BLACK WAS7	
		RIGHT	2521A P BLACK	2521A P BLACK SCHL	2521A P BLACK TYCO	2521A P BLACK WAS7	
5 T/S/I/F/R 4SS	without, slim housing	LEFT	2521 L BLACK 4SS	2521 L BLACK 4SS SCHL	2521 L BLACK 4SS TYCO	2521 L BLACK 4SS WAS7	
		RIGHT	2521 P BLACK 4SS	2521 P BLACK 4SS SCHL	2521 P BLACK 4SS TYCO	2521 P BLACK 4SS WAS7	
	without, thick housing	LEFT	2521 L TB BLACK 4SS	2521 L TB BLACK 4SS SCHL	2521 L TB BLACK 4SS TYCO	2521 L TB BLACK 4SS WAS7	
		RIGHT	2521 P TB BLACK 4SS	2521 P TB BLACK 4SS SCHL	2521 P TB BLACK 4SS TYCO	2521 P TB BLACK 4SS WAS7	
	LPD	LEFT	2521A L BLACK 4SS	2521A L BLACK 4SS SCHL	2521A L BLACK 4SS TYCO	2521A L BLACK 4SS WAS7	
		RIGHT	2521A P BLACK 4SS	2521A P BLACK 4SS SCHL	2521A P BLACK 4SS TYCO	2521A P BLACK 4SS WAS7	



OŚWIETLENIE TYLNEJ TABLICY REJESTRACYJNEJ
ILLUMINATION OF THE REAR REGISTRATION PLATE



Technical Details

Approval E2O:	R148 ,R150
Cable:	200CM
Optional connectors:	Schlemmer, TYCO, WAS 7-pin
IP class:	IP56

Power consumption	12V	24V
position light:	3.2W	4.1W
stop light:		21W
direction indicator light:	21.1W	24.7W
reverse light:		21W
fog light:		21W
numberplate light:	0.8W	1.7W



W281d DD

12V/24V IP 56

I - DIRECTION INDICATOR LIGHT



T - TAIL POSITION LIGHT



S - STOP LIGHT



F - FOG LIGHT



R - REVERSE LIGHT



REAR RETRO-REFLECTOR

LPD-DOWN LICENSE PLATE LIGHT



W281d DD




STANDARD VERSION
with logo

W281d DD NN



ON REQUEST
No logo

W281d



W281d BLACK





functions	optional lighting - license plate	assembly side	W281d DD			
			cable	Schlemmer	TYCO	WAS7
5 T/S/I/F/R	without, slim housing	LEFT	2525 DD L	2525 DD L SCHL	2525 DD L TYCO	2525 DD L WAS7
		RIGHT	2525 DD P	2525 DD P SCHL	2525 DD P TYCO	2525 DD P WAS7
	without, thick housing	LEFT	2525 DD L TB	2525 DD L TB SCHL	2525 DD L TB TYCO	2525 DD L TB WAS7
		RIGHT	2525 DD P TB	2525 DD P TB SCHL	2525 DD P TB TYCO	2525 DD P TB WAS7
	LPD	LEFT	2525A DD L	2525A DD L SCHL	2525A DD L TYCO	2525A DD L WAS7
		RIGHT	2525A DD P	2525A DD P SCHL	2525A DD P TYCO	2525A DD P WAS7
5 T/S/I/F/R 4SS	without, slim housing	LEFT	2525 DD L 4SS	2525 DD L 4SS SCHL	2525 DD L 4SS TYCO	2525 DD L 4SS WAS7
		RIGHT	2525 DD P 4SS	2525 DD P 4SS SCHL	2525 DD P 4SS TYCO	2525 DD P 4SS WAS7
	without, thick housing	LEFT	2525 DD L TB 4SS	2525 DD L TB 4SS SCHL	2525 DD L TB 4SS TYCO	2525 DD L TB 4SS WAS7
		RIGHT	2525 DD P TB 4SS	2525 DD P TB 4SS SCHL	2525 DD P TB 4SS TYCO	2525 DD P TB 4SS WAS7
	LPD	LEFT	2525A DD L 4SS	2525A DD L 4SS SCHL	2525A DD L 4SS TYCO	2525A DD L 4SS WAS7
		RIGHT	2525A DD P 4SS	2525A DD P 4SS SCHL	2525A DD P 4SS TYCO	2525A DD P 4SS WAS7
W281d DD BLACK						
5 T/S/I/F/R	without, slim housing	LEFT	2525 DD L BLACK	2525 DD L BLACK SCHL	2525 DD L BLACK TYCO	2525 DD L BLACK WAS7
		RIGHT	2525 DD P BLACK	2525 DD P BLACK SCHL	2525 DD P BLACK TYCO	2525 DD P BLACK WAS7
	without, thick housing	LEFT	2525 DD L TB BLACK	2525 DD L TB BLACK SCHL	2525 DD L TB BLACK TYCO	2525 DD L TB BLACK WAS7
		RIGHT	2525 DD P TB BLACK	2525 DD P TB BLACK SCHL	2525 DD P TB BLACK TYCO	2525 DD P TB BLACK WAS7
	LPD	LEFT	2525A DD L BLACK	2525A DD L BLACK SCHL	2525A DD L BLACK TYCO	2525A DD L BLACK WAS7
		RIGHT	2525A DD P BLACK	2525A DD P BLACK SCHL	2525A DD P BLACK TYCO	2525A DD P BLACK WAS7
5 T/S/I/F/R 4SS	without, slim housing	LEFT	2525 DD L BLACK 4SS	2525 DD L BLACK 4SS SCHL	2525 DD L BLACK 4SS TYCO	2525 DD L BLACK 4SS WAS7
		RIGHT	2525 DD P BLACK 4SS	2525 DD P BLACK 4SS SCHL	2525 DD P BLACK 4SS TYCO	2525 DD P BLACK 4SS WAS7
	without, thick housing	LEFT	2525 DD L TB BLACK 4SS	2525 DD L TB BLACK 4SS SCHL	2525 DD L TB BLACK 4SS TYCO	2525 DD L TB BLACK 4SS WAS7
		RIGHT	2525 DD P TB BLACK 4SS	2525 DD P TB BLACK 4SS SCHL	2525 DD P TB BLACK 4SS TYCO	2525 DD P TB BLACK 4SS WAS7
	LPD	LEFT	2525A DD L BLACK 4SS	2525A DD L BLACK 4SS SCHL	2525A DD L BLACK 4SS TYCO	2525A DD L BLACK 4SS WAS7
		RIGHT	2525A DD P BLACK 4SS	2525A DD P BLACK 4SS SCHL	2525A DD P BLACK 4SS TYCO	2525A DD P BLACK 4SS WAS7

Technical Details

Approval E20:

R148 ,R150

Cable:

200CM

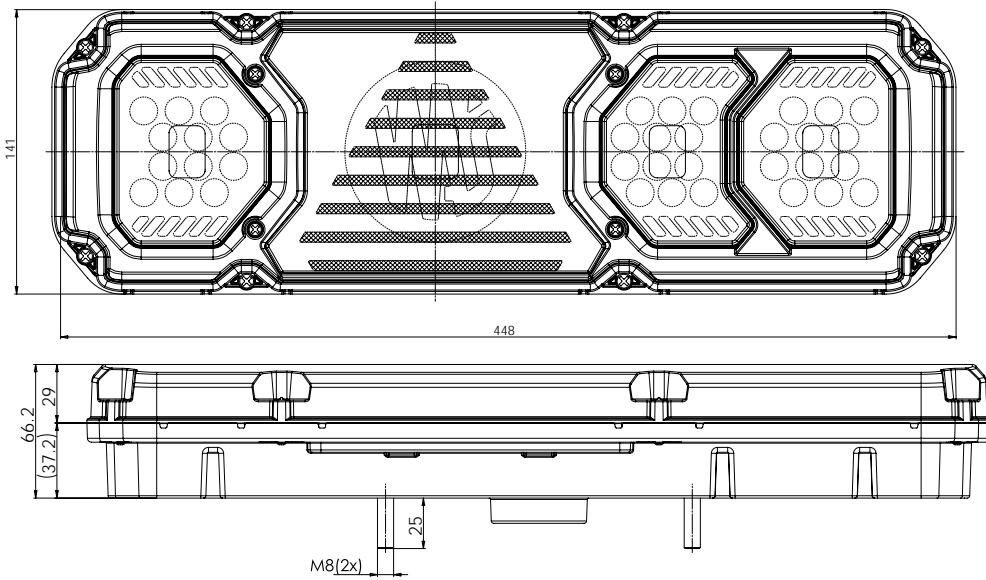
Optional connectors:

Schlemmer, TYCO, WAS 7-pin

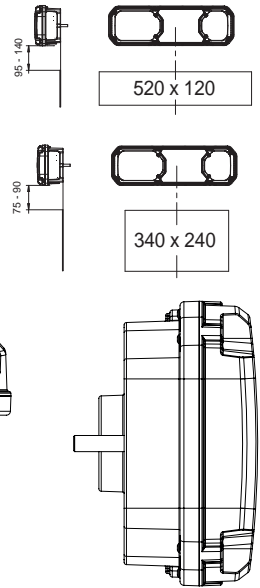
IP class:

IP56

Power consumption	12V	24V
position light:	3,2W	4,1W
stop light:	1,8W	2,4W
direction indicator light:	27,6W	27,8W
reverse light:	1,5W	2,2W
fog light:	1,5W	2W
numberplate light:	0,8W	1,7W



OŚWIETLENIE TYLNEJ TABLICY REJESTRACYJNEJ
ILLUMINATION OF THE REAR REGISTRATION PLATE



On customer request, W281 and W282 lamps can be ordered in a version with a side marker lamp.





more at:
www.was.eu

Multifunction rear lamps



12V/24V IP 56

W282d DD


I - DIRECTION INDICATOR LIGHT



T - TAIL POSITION LIGHT



S - STOP LIGHT



F - FOG LIGHT



R - REVERSE LIGHT



REAR RETRO-REFLECTOR

LPD-DOWN LICENSE PLATE LIGHT

W282d DD



STANDARD VERSION
with logo

W282d DD NN



ON REQUEST
No logo

W282d



W282d BLACK





functions	optional lighting - license plate	assembly side	W282d DD			
			cable	Schlemmer	TYCO	WAS7
5 T/S/I/F/R	without, slim housing	LEFT	2529 DD L	2529 DD L SCHL	2529 DD L TYCO	2529 DD L WAS7
		RIGHT	2529 DD P	2529 DD P SCHL	2529 DD P TYCO	2529 DD P WAS7
	without, thick housing	LEFT	2529 DD L TB	2529 DD L TB SCHL	2529 DD L TB TYCO	2529 DD L TB WAS7
		RIGHT	2529 DD P TB	2529 DD P TB SCHL	2529 DD P TB TYCO	2529 DD P TB WAS7
	LPD	LEFT	2529A DD L	2529A DD L SCHL	2529A DD L TYCO	2529A DD L WAS7
		RIGHT	2529A DD P	2529A DD P SCHL	2529A DD P TYCO	2529A DD P WAS7
5 T/S/I/F/R 4SS	without, slim housing	LEFT	2529 DD L 4SS	2529 DD L 4SS SCHL	2529 DD L 4SS TYCO	2529 DD L 4SS WAS7
		RIGHT	2529 DD P 4SS	2529 DD P 4SS SCHL	2529 DD P 4SS TYCO	2529 DD P 4SS WAS7
	without, thick housing	LEFT	2529 DD L TB 4SS	2529 DD L TB 4SS SCHL	2529 DD L TB 4SS TYCO	2529 DD L TB 4SS WAS7
		RIGHT	2529 DD P TB 4SS	2529 DD P TB 4SS SCHL	2529 DD P TB 4SS TYCO	2529 DD P TB 4SS WAS7
	LPD	LEFT	2529A DD L 4SS	2529A DD L 4SS SCHL	2529A DD L 4SS TYCO	2529A DD L 4SS WAS7
		RIGHT	2529A DD P 4SS	2529A DD P 4SS SCHL	2529A DD P 4SS TYCO	2529A DD P 4SS WAS7
W282d DD BLACK						
5 T/S/I/F/R	without, slim housing	LEFT	2529 DD L BLACK	2529 DD L BLACK SCHL	2529 DD L BLACK TYCO	2529 DD L BLACK WAS7
		RIGHT	2529 DD P BLACK	2529 DD P BLACK SCHL	2529 DD P BLACK TYCO	2529 DD P BLACK WAS7
	without, thick housing	LEFT	2529 DD L TB BLACK	2529 DD L TB BLACK SCHL	2529 DD L TB BLACK TYCO	2529 DD L TB BLACK WAS7
		RIGHT	2529 DD P TB BLACK	2529 DD P TB BLACK SCHL	2529 DD P TB BLACK TYCO	2529 DD P TB BLACK WAS7
	LPD	LEFT	2529A DD L BLACK	2529A DD L BLACK SCHL	2529A DD L BLACK TYCO	2529A DD L BLACK WAS7
		RIGHT	2529A DD P BLACK	2529A DD P BLACK SCHL	2529A DD P BLACK TYCO	2529A DD P BLACK WAS7
5 T/S/I/F/R 4SS	without, slim housing	LEFT	2529 DD L BLACK 4SS	2529 DD L BLACK 4SS SCHL	2529 DD L BLACK 4SS TYCO	2529 DD L BLACK 4SS WAS7
		RIGHT	2529 DD P BLACK 4SS	2529 DD P BLACK 4SS SCHL	2529 DD P BLACK 4SS TYCO	2529 DD P BLACK 4SS WAS7
	without, thick housing	LEFT	2529 DD L TB BLACK 4SS	2529 DD L TB BLACK 4SS SCHL	2529 DD L TB BLACK 4SS TYCO	2529 DD L TB BLACK 4SS WAS7
		RIGHT	2529 DD P TB BLACK 4SS	2529 DD P TB BLACK 4SS SCHL	2529 DD P TB BLACK 4SS TYCO	2529 DD P TB BLACK 4SS WAS7
	LPD	LEFT	2529A DD L BLACK 4SS	2529A DD L BLACK 4SS SCHL	2529A DD L BLACK 4SS TYCO	2529A DD L BLACK 4SS WAS7
		RIGHT	2529A DD P BLACK 4SS	2529A DD P BLACK 4SS SCHL	2529A DD P BLACK 4SS TYCO	2529A DD P BLACK 4SS WAS7

Technical Details

Approval E20:	R148 ,R150
Cable:	200CM
Optional connectors:	Schlemmer, TYCO, WAS 7-pin
IP class:	IP56

Power consumption	12V	24V
position light:	3,2W	4,1W
stop light:	1,8W	2,4W
direction indicator light:	27,6W	27,8W
reverse light:	1,5W	2,2W
fog light:	1,5W	2W
numberplate light:	0,8W	1,7W



LPD license plate light on the bottom



Thin body

available only in LED lamps without license plate light



Standard body LPD with license plate light



Thick body

used in all bulb lamps and in LED lamps on customer request



Standard body



Thin body



Standard body with side marker light available on request




To suit different vehicle electrical systems, we offer lamps with a standard cable, as well as the choice of connectors: **Schlemmer**, **TYCO**, **WAS 7-pin**, and for demanding applications – **4 x Super Seal** with additional power outputs.



W293

24V IP 56



W293



STANDARD

W293 NN



ON REQUEST

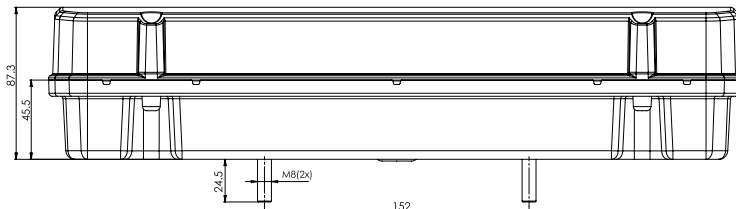
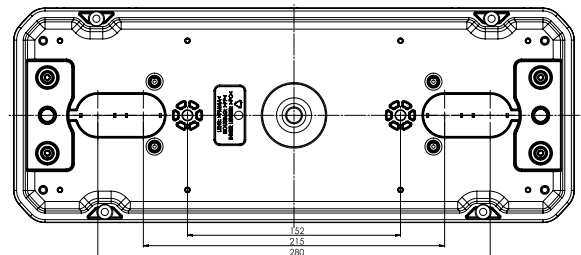
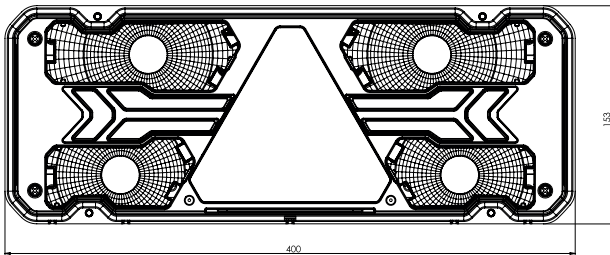
Technical Details

Approval E20:	R148 ,R150
Cable:	200CM
Optional connectors:	Schlemmer, TYCO, WAS 7-pin
IP class:	IP56

Power consumption	24V
position light:	4,5W (no logo) 6,4W (with logo)
stop light:	21W
direction indicator light:	21W
reverse light:	21W
fog light:	21W
licence plate light:	1,7W
side marker light:	0,8W

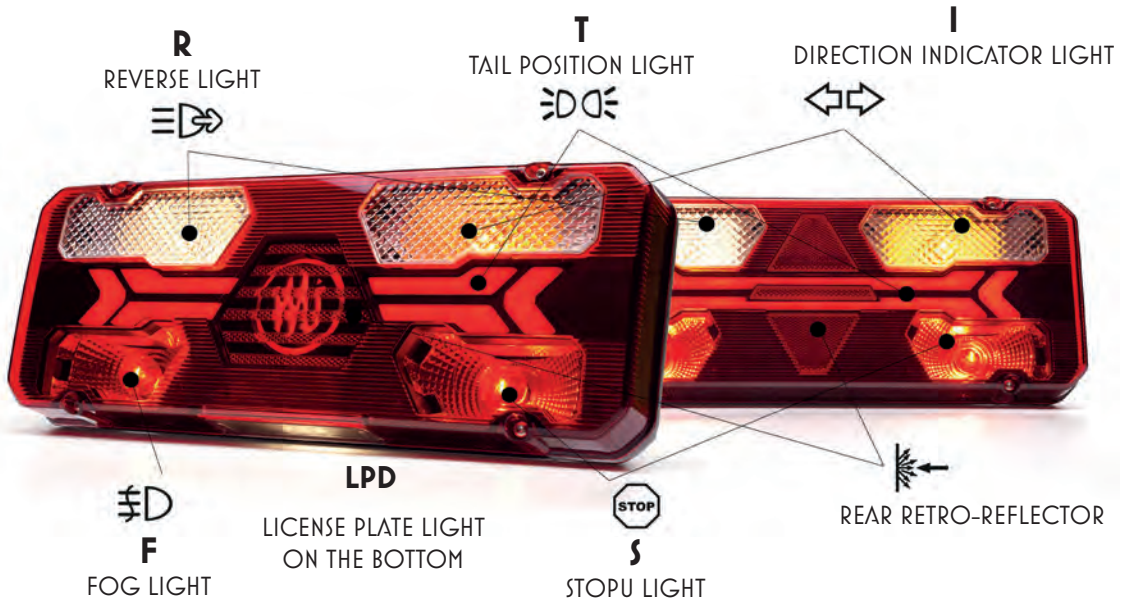


function	LOGO	optional lighting - license plate	assembly side	W293			
				cable	Schlemmer	TYCO	WAS7
5 T/S/I/F/R	standard with LOGO	without	LEFT	2533 L	2533 L SCHL	2533 L TYCO	2533 L WAS7
			RIGHT	2533 P	2533 P SCHL	2533 P TYCO	2533 P WAS7
		LPD	LEFT	2533A L	2533A L SCHL	2533A L TYCO	2533A L WAS7
			RIGHT	2533A P	2533A P SCHL	2533A P TYCO	2533A P WAS7
	NN without LOGO	without	LEFT	2533 L NN	2533 L NN SCHL	2533 L NN TYCO	2533 L NN WAS7
			RIGHT	2533 P NN	2533 P NN SCHL	2533 P NN TYCO	2533 P NN WAS7
		LPD	LEFT	2533A L NN	2533A L NN SCHL	2533A L NN TYCO	2533A L NN WAS7
			RIGHT	2533A P NN	2533A P NN SCHL	2533A P NN TYCO	2533A P NN WAS7
5 T/S/I/F/R 4SS	standard with LOGO	without	LEFT	2533 L 4SS	2533 L 4SS SCHL	2533 L 4SS TYCO	2533 L 4SS WAS7
			RIGHT	2533 P 4SS	2533 P 4SS SCHL	2533 P 4SS TYCO	2533 P 4SS WAS7
		LPD	LEFT	2533A L 4SS	2533A L 4SS SCHL	2533A L 4SS TYCO	2533A L 4SS WAS7
			RIGHT	2533A P 4SS	2533A P 4SS SCHL	2533A P 4SS TYCO	2533A P 4SS WAS7
	NN without LOGO	without	LEFT	2533 L NN 4SS	2533 L NN 4SS SCHL	2533 L NN 4SS TYCO	2533 L NN 4SS WAS7
			RIGHT	2533 P NN 4SS	2533 P NN 4SS SCHL	2533 P NN 4SS TYCO	2533 P NN 4SS WAS7
		LPD	LEFT	2533A L NN 4SS	2533A L NN 4SS SCHL	2533A L NN 4SS TYCO	2533A L NN 4SS WAS7
			RIGHT	2533A P NN 4SS	2533A P NN 4SS SCHL	2533A P NN 4SS TYCO	2533A P NN 4SS WAS7
5 T/S/I/F/R + SM1	standard with LOGO	without	LEFT	2539 L	2539 L SCHL	2539 L TYCO	2539 L WAS7
			RIGHT	2539 P	2539 P SCHL	2539 P TYCO	2539 P WAS7
		LPD	LEFT	2539A L	2539A L SCHL	2539A L TYCO	2539A L WAS7
			RIGHT	2539A P	2539A P SCHL	2539A P TYCO	2539A P WAS7
	NN without LOGO	without	LEFT	2539 L NN	2539 L NN SCHL	2539 L NN TYCO	2539 L NN WAS7
			RIGHT	2539 P NN	2539 P NN SCHL	2539 P NN TYCO	2539 P NN WAS7
		LPD	LEFT	2539A L NN	2539A L NN SCHL	2539A L NN TYCO	2539A L NN WAS7
			RIGHT	2539A P NN	2539A P NN SCHL	2539A P NN TYCO	2539A P NN WAS7
5 T/S/I/F/R 4SS + SM1	standard with LOGO	without	LEFT	2539 L 4SS	2539 L 4SS SCHL	2539 L 4SS TYCO	2539 L 4SS WAS7
			RIGHT	2539 P 4SS	2539 P 4SS SCHL	2539 P 4SS TYCO	2539 P 4SS WAS7
		LPD	LEFT	2539A L 4SS	2539A L 4SS SCHL	2539A L 4SS TYCO	2539A L 4SS WAS7
			RIGHT	2539A P 4SS	2539A P 4SS SCHL	2539A P 4SS TYCO	2539A P 4SS WAS7
	NN without LOGO	without	LEFT	2539 L NN 4SS	2539 L NN 4SS SCHL	2539 L NN 4SS TYCO	2539 L NN 4SS WAS7
			RIGHT	2539 P NN 4SS	2539 P NN 4SS SCHL	2539 P NN 4SS TYCO	2539 P NN 4SS WAS7
		LPD	LEFT	2539A L NN 4SS	2539A L NN 4SS SCHL	2539A L NN 4SS TYCO	2539A L NN 4SS WAS7
			RIGHT	2539A P NN 4SS	2539A P NN 4SS SCHL	2539A P NN 4SS TYCO	2539A P NN 4SS WAS7





W294



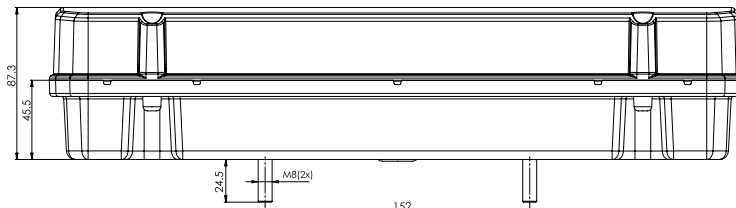
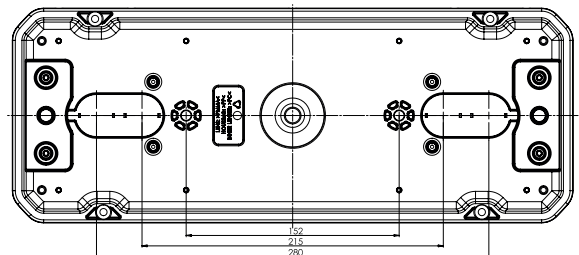
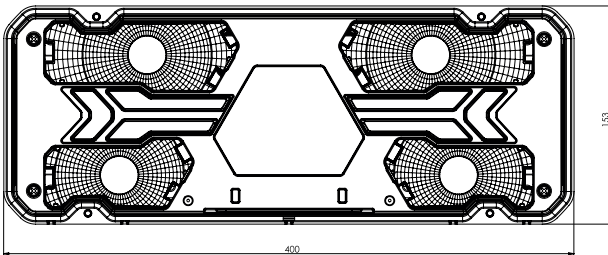
Technical Details

Approval E20:	R148 ,R150
Cable:	200CM
Optional connectors:	Schlemmer, TYCO, WAS 7-pin
IP class:	IP56

Power consumption	24V
position light:	4,5W (no logo) 6,4W (with logo)
stop light:	21W
direction indicator light:	21W
reverse light:	21W
fog light:	21W
licence plate light:	1,7W
side marker light:	0,8W



function	LOGO	optional lighting - license plate	assembly side	W294			
				cable	Schlemmer	TYCO	WAS7
5 T/S/I/F/R	standard with LOGO	without	LEFT	2534 L	2534 L SCHL	2534 L TYCO	2534 L WAS7
			RIGHT	2534 P	2534 P SCHL	2534 P TYCO	2534 P WAS7
		LPD	LEFT	2534A L	2534A L SCHL	2534A L TYCO	2534A L WAS7
			RIGHT	2534A P	2534A P SCHL	2534A P TYCO	2534A P WAS7
	NN without LOGO	without	LEFT	2534 L NN	2534 L NN SCHL	2534 L NN TYCO	2534 L NN WAS7
			RIGHT	2534 P NN	2534 P NN SCHL	2534 P NN TYCO	2534 P NN WAS7
		LPD	LEFT	2534A L NN	2534A L NN SCHL	2534A L NN TYCO	2534A L NN WAS7
			RIGHT	2534A P NN	2534A P NN SCHL	2534A P NN TYCO	2534A P NN WAS7
5 T/S/I/F/R 4SS	standard with LOGO	without	LEFT	2534 L 4SS	2534 L 4SS SCHL	2534 L 4SS TYCO	2534 L 4SS WAS7
			RIGHT	2534 P 4SS	2534 P 4SS SCHL	2534 P 4SS TYCO	2534 P 4SS WAS7
		LPD	LEFT	2534A L 4SS	2534A L 4SS SCHL	2534A L 4SS TYCO	2534A L 4SS WAS7
			RIGHT	2534A P 4SS	2534A P 4SS SCHL	2534A P 4SS TYCO	2534A P 4SS WAS7
	NN without LOGO	without	LEFT	2534 L NN 4SS	2534 L NN 4SS SCHL	2534 L NN 4SS TYCO	2534 L NN 4SS WAS7
			RIGHT	2534 P NN 4SS	2534 P NN 4SS SCHL	2534 P NN 4SS TYCO	2534 P NN 4SS WAS7
		LPD	LEFT	2534A L NN 4SS	2534A L NN 4SS SCHL	2534A L NN 4SS TYCO	2534A L NN 4SS WAS7
			RIGHT	2534A P NN 4SS	2534A P NN 4SS SCHL	2534A P NN 4SS TYCO	2534A P NN 4SS WAS7
5 T/S/I/F/R + SM1	standard with LOGO	without	LEFT	2540 L	2540 L SCHL	2540 L TYCO	2540 L WAS7
			RIGHT	2540 P	2540 P SCHL	2540 P TYCO	2540 P WAS7
		LPD	LEFT	2540A L	2540A L SCHL	2540A L TYCO	2540A L WAS7
			RIGHT	2540A P	2540A P SCHL	2540A P TYCO	2540A P WAS7
	NN without LOGO	without	LEFT	2540 L NN	2540 L NN SCHL	2540 L NN TYCO	2540 L NN WAS7
			RIGHT	2540 P NN	2540 P NN SCHL	2540 P NN TYCO	2540 P NN WAS7
		LPD	LEFT	2540A L NN	2540A L NN SCHL	2540A L NN TYCO	2540A L NN WAS7
			RIGHT	2540A P NN	2540A P NN SCHL	2540A P NN TYCO	2540A P NN WAS7
5 T/S/I/F/R 4SS + SM1	standard with LOGO	without	LEFT	2540 L 4SS	2540 L 4SS SCHL	2540 L 4SS TYCO	2540 L 4SS WAS7
			RIGHT	2540 P 4SS	2540 P 4SS SCHL	2540 P 4SS TYCO	2540 P 4SS WAS7
		LPD	LEFT	2540A L 4SS	2540A L 4SS SCHL	2540A L 4SS TYCO	2540A L 4SS WAS7
			RIGHT	2540A P 4SS	2540A P 4SS SCHL	2540A P 4SS TYCO	2540A P 4SS WAS7
	NN without LOGO	without	LEFT	2540 L NN 4SS	2540 L NN 4SS SCHL	2540 L NN 4SS TYCO	2540 L NN 4SS WAS7
			RIGHT	2540 P NN 4SS	2540 P NN 4SS SCHL	2540 P NN 4SS TYCO	2540 P NN 4SS WAS7
		LPD	LEFT	2540A L NN 4SS	2540A L NN 4SS SCHL	2540A L NN 4SS TYCO	2540A L NN 4SS WAS7
			RIGHT	2540A P NN 4SS	2540A P NN 4SS SCHL	2540A P NN 4SS TYCO	2540A P NN 4SS WAS7





W293 LED, W293DD SHORT



LPD - LICENSE PLATE LIGHT ON THE BOTTOM



STANDARD



ON REQUEST

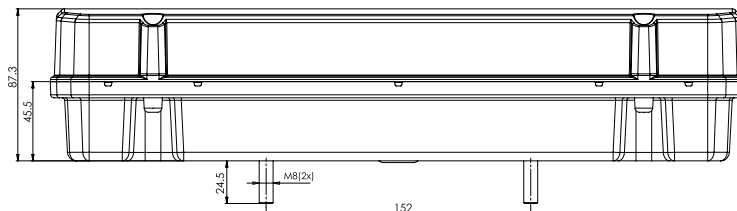
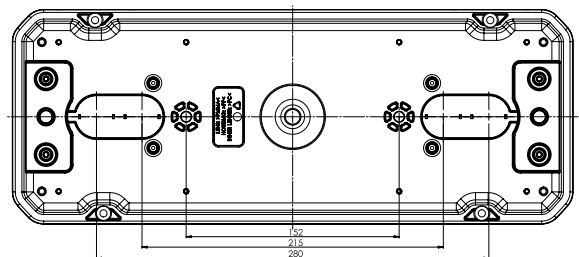
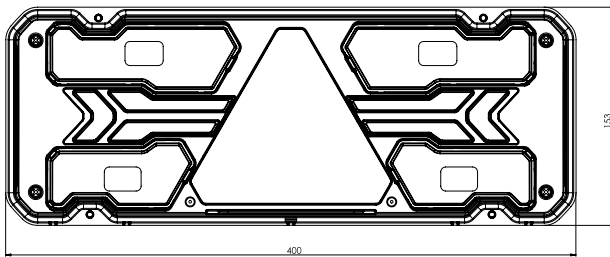
Technical Details

Approval E20:	R148 ,R150
Cable:	200CM
Optional connectors:	Schlemmer, TYCO, WAS 7-pin
IP class:	IP56

Power consumption	24V
position light:	4.5W (no logo) 6.4W (with logo)
stop light:	1.4W
direction indicator light:	2.6W (no logo) 3.0W (with logo)
dynamic direction indicator light:	2.6W (with logo i without logo)
reverse light:	2.2W
fog light:	2.2W
licence plate light:	1.7W
side marker light:	0.8W



function	LOGO	optional lighting - license plate	assembly side	W293 LED			
				cable	Schlemmer	TYCO	WAS7
5 T/S/I/F/R	standard with LOGO	without	LEFT	2535 L	2535 L SCHL	2535 L TYCO	2535 L WAS7
			RIGHT	2535 P	2535 P SCHL	2535 P TYCO	2535 P WAS7
		LPD	LEFT	2535A L	2535A L SCHL	2535A L TYCO	2535A L WAS7
			RIGHT	2535A P	2535A P SCHL	2535A P TYCO	2535A P WAS7
	NN without LOGO	without	LEFT	2535 L NN	2535 L NN SCHL	2535 L NN TYCO	2535 L NN WAS7
			RIGHT	2535 P NN	2535 P NN SCHL	2535 P NN TYCO	2535 P NN WAS7
		LPD	LEFT	2535A L NN	2535A L NN SCHL	2535A L NN TYCO	2535A L NN WAS7
			RIGHT	2535A P NN	2535A P NN SCHL	2535A P NN TYCO	2535A P NN WAS7
5 T/S/I/F/R 4SS	standard with LOGO	without	LEFT	2535 L 4SS	2535 L 4SS SCHL	2535 L 4SS TYCO	2535 L 4SS WAS7
			RIGHT	2535 P 4SS	2535 P 4SS SCHL	2535 P 4SS TYCO	2535 P 4SS WAS7
		LPD	LEFT	2535A L 4SS	2535A L 4SS SCHL	2535A L 4SS TYCO	2535A L 4SS WAS7
			RIGHT	2535A P 4SS	2535A P 4SS SCHL	2535A P 4SS TYCO	2535A P 4SS WAS7
	NN without LOGO	without	LEFT	2535 L NN 4SS	2535 L NN 4SS SCHL	2535 L NN 4SS TYCO	2535 L NN 4SS WAS7
			RIGHT	2535 P NN 4SS	2535 P NN 4SS SCHL	2535 P NN 4SS TYCO	2535 P NN 4SS WAS7
		LPD	LEFT	2535A L NN 4SS	2535A L NN 4SS SCHL	2535A L NN 4SS TYCO	2535A L NN 4SS WAS7
			RIGHT	2535A P NN 4SS	2535A P NN 4SS SCHL	2535A P NN 4SS TYCO	2535A P NN 4SS WAS7
5 T/S/I/F/R + SM1	standard with LOGO	without	LEFT	2541 L	2541 L SCHL	2541 L TYCO	2541 L WAS7
			RIGHT	2541 P	2541 P SCHL	2541 P TYCO	2541 P WAS7
		LPD	LEFT	2541A L	2541A L SCHL	2541A L TYCO	2541A L WAS7
			RIGHT	2541A P	2541A P SCHL	2541A P TYCO	2541A P WAS7
	NN without LOGO	without	LEFT	2541 L NN	2541 L NN SCHL	2541 L NN TYCO	2541 L NN WAS7
			RIGHT	2541 P NN	2541 P NN SCHL	2541 P NN TYCO	2541 P NN WAS7
		LPD	LEFT	2541A L NN	2541A L NN SCHL	2541A L NN TYCO	2541A L NN WAS7
			RIGHT	2541A P NN	2541A P NN SCHL	2541A P NN TYCO	2541A P NN WAS7
5 T/S/I/F/R 4SS + SM1	standard with LOGO	without	LEFT	2541 L 4SS	2541 L 4SS SCHL	2541 L 4SS TYCO	2541 L 4SS WAS7
			RIGHT	2541 P 4SS	2541 P 4SS SCHL	2541 P 4SS TYCO	2541 P 4SS WAS7
		LPD	LEFT	2541A L 4SS	2541A L 4SS SCHL	2541A L 4SS TYCO	2541A L 4SS WAS7
			RIGHT	2541A P 4SS	2541A P 4SS SCHL	2541A P 4SS TYCO	2541A P 4SS WAS7
	NN without LOGO	without	LEFT	2541 L NN 4SS	2541 L NN 4SS SCHL	2541 L NN 4SS TYCO	2541 L NN 4SS WAS7
			RIGHT	2541 P NN 4SS	2541 P NN 4SS SCHL	2541 P NN 4SS TYCO	2541 P NN 4SS WAS7
		LPD	LEFT	2541A L NN 4SS	2541A L NN 4SS SCHL	2541A L NN 4SS TYCO	2541A L NN 4SS WAS7
			RIGHT	2541A P NN 4SS	2541A P NN 4SS SCHL	2541A P NN 4SS TYCO	2541A P NN 4SS WAS7





W293 LED, W293DD SHORT

W293



W293DD SHORT



function	LOGO	optional lighting - license plate	assembly side	W293DD SHORT			
				przewód	Schlemmer	TYCO	WAS7
5 T/S/I/F/R	standard with LOGO	without	LEFT	2535 DD L	2535 DD L SCHL	2535 DD L TYCO	2535 DD L WAS7
			RIGHT	2535 DD P	2535 DD P SCHL	2535 DD P TYCO	2535 DD P WAS7
		LPD	LEFT	2535A DD L	2535A DD L SCHL	2535A DD L TYCO	2535A DD L WAS7
			RIGHT	2535A DD P	2535A DD P SCHL	2535A DD P TYCO	2535A DD P WAS7
	NN without LOGO	without	LEFT	2535 DD L NN	2535 DD L NN SCHL	2535 DD L NN TYCO	2535 DD L NN WAS7
			RIGHT	2535 DD P NN	2535 DD P NN SCHL	2535 DD P NN TYCO	2535 DD P NN WAS7
		LPD	LEFT	2535A DD L NN	2535A DD L NN SCHL	2535A DD L NN TYCO	2535A DD L NN WAS7
			RIGHT	2535A DD P NN	2535A DD P NN SCHL	2535A DD P NN TYCO	2535A DD P NN WAS7
5 T/S/I/F/R 4SS	standard with LOGO	without	LEFT	2535 DD L 4SS	2535 DD L 4SS SCHL	2535 DD L 4SS TYCO	2535 DD L 4SS WAS7
			RIGHT	2535 DD P 4SS	2535 DD P 4SS SCHL	2535 DD P 4SS TYCO	2535 DD P 4SS WAS7
		LPD	LEFT	2535A DD L 4SS	2535A DD L 4SS SCHL	2535A DD L 4SS TYCO	2535A DD L 4SS WAS7
			RIGHT	2535A DD P 4SS	2535A DD P 4SS SCHL	2535A DD P 4SS TYCO	2535A DD P 4SS WAS7
	NN without LOGO	without	LEFT	2535 DD L NN 4SS	2535 DD L NN 4SS SCHL	2535 DD L NN 4SS TYCO	2535 DD L NN 4SS WAS7
			RIGHT	2535 DD P NN 4SS	2535 DD P NN 4SS SCHL	2535 DD P NN 4SS TYCO	2535 DD P NN 4SS WAS7
		LPD	LEFT	2535A DD L NN 4SS	2535A DD L NN 4SS SCHL	2535A DD L NN 4SS TYCO	2535A DD L NN 4SS WAS7
			RIGHT	2535A DD P NN 4SS	2535A DD P NN 4SS SCHL	2535A DD P NN 4SS TYCO	2535A DD P NN 4SS WAS7
5 T/S/I/F/R + SM1	standard with LOGO	without	LEFT	2541 DD L	2541 DD L SCHL	2541 DD L TYCO	2541 DD L WAS7
			RIGHT	2541 DD P	2541 DD P SCHL	2541 DD P TYCO	2541 DD P WAS7
		LPD	LEFT	2541A DD L	2541A DD L SCHL	2541A DD L TYCO	2541A DD L WAS7
			RIGHT	2541A DD P	2541A DD P SCHL	2541A DD P TYCO	2541A DD P WAS7
	NN without LOGO	without	LEFT	2541 DD L NN	2541 DD L NN SCHL	2541 DD L NN TYCO	2541 DD L NN WAS7
			RIGHT	2541 DD P NN	2541 DD P NN SCHL	2541 DD P NN TYCO	2541 DD P NN WAS7
		LPD	LEFT	2541A DD L NN	2541A DD L NN SCHL	2541A DD L NN TYCO	2541A DD L NN WAS7
			RIGHT	2541A DD P NN	2541A DD P NN SCHL	2541A DD P NN TYCO	2541A DD P NN WAS7
5 T/S/I/F/R 4SS + SM1	standard with LOGO	without	LEFT	2541 DD L 4SS	2541 DD L 4SS SCHL	2541 DD L 4SS TYCO	2541 DD L 4SS WAS7
			RIGHT	2541 DD P 4SS	2541 DD P 4SS SCHL	2541 DD P 4SS TYCO	2541 DD P 4SS WAS7
		LPD	LEFT	2541A DD L 4SS	2541A DD L 4SS SCHL	2541A DD L 4SS TYCO	2541A DD L 4SS WAS7
			RIGHT	2541A DD P 4SS	2541A DD P 4SS SCHL	2541A DD P 4SS TYCO	2541A DD P 4SS WAS7
	NN without LOGO	without	LEFT	2541 DD L NN 4SS	2541 DD L NN 4SS SCHL	2541 DD L NN 4SS TYCO	2541 DD L NN 4SS WAS7
			RIGHT	2541 DD P NN 4SS	2541 DD P NN 4SS SCHL	2541 DD P NN 4SS TYCO	2541 DD P NN 4SS WAS7
		LPD	LEFT	2541A DD L NN 4SS	2541A DD L NN 4SS SCHL	2541A DD L NN 4SS TYCO	2541A DD L NN 4SS WAS7
			RIGHT	2541A DD P NN 4SS	2541A DD P NN 4SS SCHL	2541A DD P NN 4SS TYCO	2541A DD P NN 4SS WAS7




CONNECTORS



LPD license plate light on the bottom



All lamps from the W293 and W294 series are also available in versions with a **side marker light SM1**. Models with a red lens feature a red side marker light, while versions with a transparent lens are equipped with a yellow side marker light.

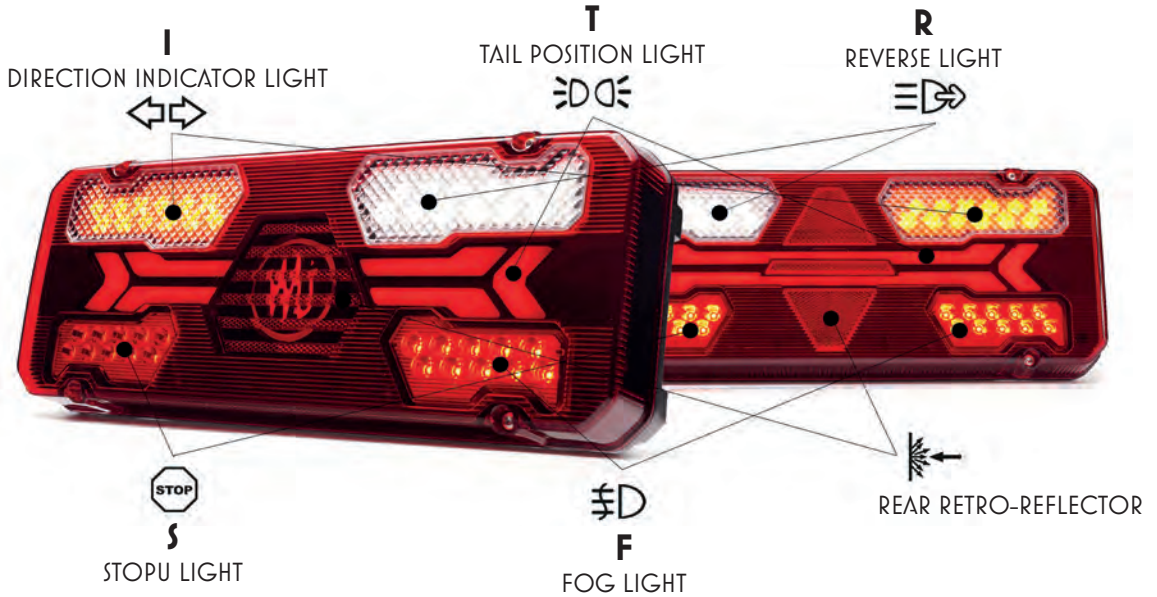


To simplify integration with different installations, variants are available with a standard cable or with dedicated connectors: **Schlemmer, TYCO, WAS 7-pin** and **4 x Super Seal** with additional power outputs.





W294 LED, W294DD SHORT



LPD - LICENSE PLATE LIGHT ON THE BOTTOM



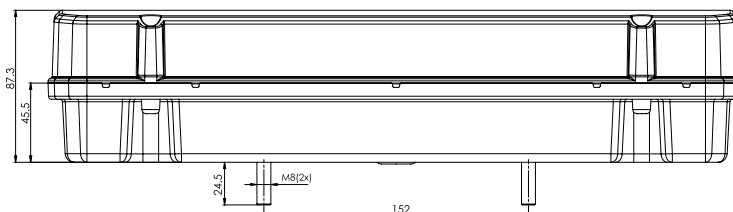
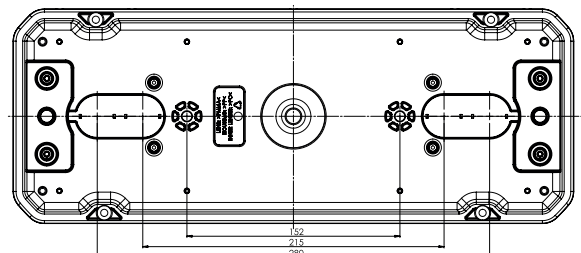
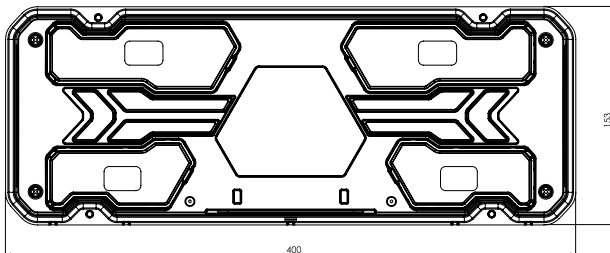
Technical Details

Approval E2O:	R148 ,R150
Cable:	200CM
Optional connectors:	Schlemmer, TYCO, WAS 7-pin
IP class:	IP56

Power consumption	24V
position light:	4,5W (no logo) 6,4W (with logo)
stop light:	1,4W
direction indicator light:	2,6W (no logo) 3,0W (with logo)
dynamic direction indicator light:	2,6W (with logo and without logo)
reverse light:	2,2W
fog light:	2,2W
licence plate light:	1,7W
side marker light:	0,8W



function	LOGO	optional lighting - license plate	assembly side	W294 LED			
				cable	Schlemmer	TYCO	WAS7
5 T/S/I/F/R	standard with LOGO	without	LEFT	2536 L	2536 L SCHL	2536 L TYCO	2536 L WAS7
			RIGHT	2536 P	2536 P SCHL	2536 P TYCO	2536 P WAS7
		LPD	LEFT	2536A L	2536A L SCHL	2536A L TYCO	2536A L WAS7
			RIGHT	2536A P	2536A P SCHL	2536A P TYCO	2536A P WAS7
	NN without LOGO	without	LEFT	2536 L NN	2536 L NN SCHL	2536 L NN TYCO	2536 L NN WAS7
			RIGHT	2536 P NN	2536 P NN SCHL	2536 P NN TYCO	2536 P NN WAS7
		LPD	LEFT	2536A L NN	2536A L NN SCHL	2536A L NN TYCO	2536A L NN WAS7
			RIGHT	2536A P NN	2536A P NN SCHL	2536A P NN TYCO	2536A P NN WAS7
5 T/S/I/F/R 4SS	standard with LOGO	without	LEFT	2536 L 4SS	2536 L 4SS SCHL	2536 L 4SS TYCO	2536 L 4SS WAS7
			RIGHT	2536 P 4SS	2536 P 4SS SCHL	2536 P 4SS TYCO	2536 P 4SS WAS7
		LPD	LEFT	2536A L 4SS	2536A L 4SS SCHL	2536A L 4SS TYCO	2536A L 4SS WAS7
			RIGHT	2536A P 4SS	2536A P 4SS SCHL	2536A P 4SS TYCO	2536A P 4SS WAS7
	NN without LOGO	without	LEFT	2536 L NN 4SS	2536 L NN 4SS SCHL	2536 L NN 4SS TYCO	2536 L NN 4SS WAS7
			RIGHT	2536 P NN 4SS	2536 P NN 4SS SCHL	2536 P NN 4SS TYCO	2536 P NN 4SS WAS7
		LPD	LEFT	2536A L NN 4SS	2536A L NN 4SS SCHL	2536A L NN 4SS TYCO	2536A L NN 4SS WAS7
			RIGHT	2536A P NN 4SS	2536A P NN 4SS SCHL	2536A P NN 4SS TYCO	2536A P NN 4SS WAS7
5 T/S/I/F/R + SM1	standard with LOGO	without	LEFT	2542 L	2542 L SCHL	2542 L TYCO	2542 L WAS7
			RIGHT	2542 P	2542 P SCHL	2542 P TYCO	2542 P WAS7
		LPD	LEFT	2542A L	2542A L SCHL	2542A L TYCO	2542A L WAS7
			RIGHT	2542A P	2542A P SCHL	2542A P TYCO	2542A P WAS7
	NN without LOGO	without	LEFT	2542 L NN	2542 L NN SCHL	2542 L NN TYCO	2542 L NN WAS7
			RIGHT	2542 P NN	2542 P NN SCHL	2542 P NN TYCO	2542 P NN WAS7
		LPD	LEFT	2542A L NN	2542A L NN SCHL	2542A L NN TYCO	2542A L NN WAS7
			RIGHT	2542A P NN	2542A P NN SCHL	2542A P NN TYCO	2542A P NN WAS7
5 T/S/I/F/R 4SS + SM1	standard with LOGO	without	LEFT	2542 L 4SS	2542 L 4SS SCHL	2542 L 4SS TYCO	2542 L 4SS WAS7
			RIGHT	2542 P 4SS	2542 P 4SS SCHL	2542 P 4SS TYCO	2542 P 4SS WAS7
		LPD	LEFT	2542A L 4SS	2542A L 4SS SCHL	2542A L 4SS TYCO	2542A L 4SS WAS7
			RIGHT	2542A P 4SS	2542A P 4SS SCHL	2542A P 4SS TYCO	2542A P 4SS WAS7
	NN without LOGO	without	LEFT	2542 L NN 4SS	2542 L NN 4SS SCHL	2542 L NN 4SS TYCO	2542 L NN 4SS WAS7
			RIGHT	2542 P NN 4SS	2542 P NN 4SS SCHL	2542 P NN 4SS TYCO	2542 P NN 4SS WAS7
		LPD	LEFT	2542A L NN 4SS	2542A L NN 4SS SCHL	2542A L NN 4SS TYCO	2542A L NN 4SS WAS7
			RIGHT	2542A P NN 4SS	2542A P NN 4SS SCHL	2542A P NN 4SS TYCO	2542A P NN 4SS WAS7





W294 LED, W294DD SHORT

W294



W294DD SHORT



function	LOGO	optional lighting - license plate	assembly side	W294DD SHORT				
				cable	Schlemmer	TYCO	WAS7	
5 T/S/I/F/R	standard with LOGO	without	LEFT	2536 DD L	2536 DD L SCHL	2536 DD L TYCO	2536 DD L WAS7	
			RIGHT	2536 DD P	2536 DD P SCHL	2536 DD P TYCO	2536 DD P WAS7	
		LPD	LEFT	2536A DD L	2536A DD L SCHL	2536A DD L TYCO	2536A DD L WAS7	
			RIGHT	2536A DD P	2536A DD P SCHL	2536A DD P TYCO	2536A DD P WAS7	
	NN without LOGO	without	LEFT	2536 DD L NN	2536 DD L NN SCHL	2536 DD L NN TYCO	2536 DD L NN WAS7	
			RIGHT	2536 DD P NN	2536 DD P NN SCHL	2536 DD P NN TYCO	2536 DD P NN WAS7	
		LPD	LEFT	2536A DD L NN	2536A DD L NN SCHL	2536A DD L NN TYCO	2536A DD L NN WAS7	
			RIGHT	2536A DD P NN	2536A DD P NN SCHL	2536A DD P NN TYCO	2536A DD P NN WAS7	
	5 T/S/I/F/R 4SS	standard with LOGO	without	LEFT	2536 DD L 4SS	2536 DD L 4SS SCHL	2536 DD L 4SS TYCO	2536 DD L 4SS WAS7
				RIGHT	2536 DD P 4SS	2536 DD P 4SS SCHL	2536 DD P 4SS TYCO	2536 DD P 4SS WAS7
			LPD	LEFT	2536A DD L 4SS	2536A DD L 4SS SCHL	2536A DD L 4SS TYCO	2536A DD L 4SS WAS7
				RIGHT	2536A DD P 4SS	2536A DD P 4SS SCHL	2536A DD P 4SS TYCO	2536A DD P 4SS WAS7
NN without LOGO		without	LEFT	2536 DD L NN 4SS	2536 DD L NN 4SS SCHL	2536 DD L NN 4SS TYCO	2536 DD L NN 4SS WAS7	
			RIGHT	2536 DD P NN 4SS	2536 DD P NN 4SS SCHL	2536 DD P NN 4SS TYCO	2536 DD P NN 4SS WAS7	
		LPD	LEFT	2536A DD L NN 4SS	2536A DD L NN 4SS SCHL	2536A DD L NN 4SS TYCO	2536A DD L NN 4SS WAS7	
			RIGHT	2536A DD P NN 4SS	2536A DD P NN 4SS SCHL	2536A DD P NN 4SS TYCO	2536A DD P NN 4SS WAS7	
5 T/S/I/F/R + SM1		standard with LOGO	without	LEFT	2542 DD L	2542 DD L SCHL	2542 DD L TYCO	2542 DD L WAS7
				RIGHT	2542 DD P	2542 DD P SCHL	2542 DD P TYCO	2542 DD P WAS7
			LPD	LEFT	2542A DD L	2542A DD L SCHL	2542A DD L TYCO	2542A DD L WAS7
				RIGHT	2542A DD P	2542A DD P SCHL	2542A DD P TYCO	2542A DD P WAS7
	NN without LOGO	without	LEFT	2542 DD L NN	2542 DD L NN SCHL	2542 DD L NN TYCO	2542 DD L NN WAS7	
			RIGHT	2542 DD P NN	2542 DD P NN SCHL	2542 DD P NN TYCO	2542 DD P NN WAS7	
		LPD	LEFT	2542A DD L NN	2542A DD L NN SCHL	2542A DD L NN TYCO	2542A DD L NN WAS7	
			RIGHT	2542A DD P NN	2542A DD P NN SCHL	2542A DD P NN TYCO	2542A DD P NN WAS7	
	5 T/S/I/F/R 4SS + SM1	standard with LOGO	without	LEFT	2542 DD L 4SS	2542 DD L 4SS SCHL	2542 DD L 4SS TYCO	2542 DD L 4SS WAS7
				RIGHT	2542 DD P 4SS	2542 DD P 4SS SCHL	2542 DD P 4SS TYCO	2542 DD P 4SS WAS7
			LPD	LEFT	2542A DD L 4SS	2542A DD L 4SS SCHL	2542A DD L 4SS TYCO	2542A DD L 4SS WAS7
				RIGHT	2542A DD P 4SS	2542A DD P 4SS SCHL	2542A DD P 4SS TYCO	2542A DD P 4SS WAS7
NN without LOGO		without	LEFT	2542 DD L NN 4SS	2542 DD L NN 4SS SCHL	2542 DD L NN 4SS TYCO	2542 DD L NN 4SS WAS7	
			RIGHT	2542 DD P NN 4SS	2542 DD P NN 4SS SCHL	2542 DD P NN 4SS TYCO	2542 DD P NN 4SS WAS7	
		LPD	LEFT	2542A DD L NN 4SS	2542A DD L NN 4SS SCHL	2542A DD L NN 4SS TYCO	2542A DD L NN 4SS WAS7	
			RIGHT	2542A DD P NN 4SS	2542A DD P NN 4SS SCHL	2542A DD P NN 4SS TYCO	2542A DD P NN 4SS WAS7	



more at:
www.was.eu

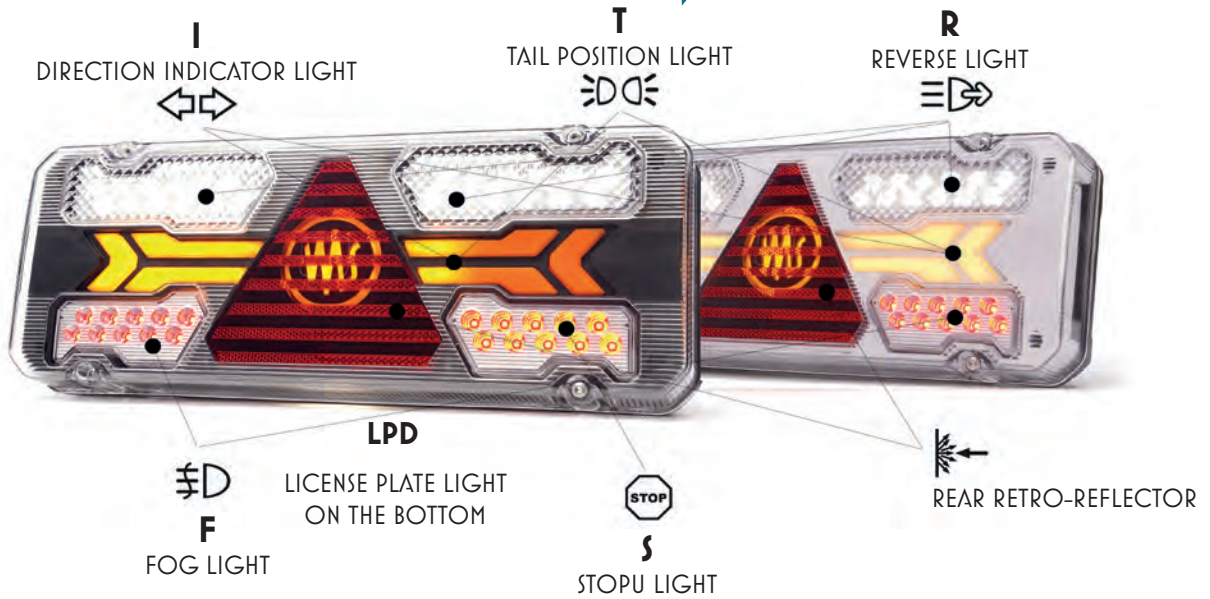
Multifunction rear lamps



24V IP6K9K

W293ST, W293DD

W293ST WHITE, W293DD WHITE



Technical Details

Approval E20:

R148 ,R150

Cable:

200CM

Optional connectors:

Schlemmer, TYCO, WAS 7-pin

IP class:

IP6K9K

Power consumption	24V
position light:	4.5W (no logo) 6.4W (with logo) 2.4W (DD versions with and without logo)
stop light:	1.4W
direction indicator light:	12.0W (no logo) 14.6W (with logo)
dynamic direction indicator light:	12.0W (no logo) 14.6W (with logo)
reverse light:	2.2W
fog light:	2.2W
licence plate light:	1.7W
side marker light:	0.8W



W293ST, W293DD

W293ST WHITE, W293DD WHITE

24V IP6K9K

W293ST

W293DD



function	LOGO	optional lighting - license plate	assembly side	W293ST			
				cable	Schlemmer	TYCO	WAS7
5 T/S/I/F/R	standard with LOGO	without	LEFT	2537 L	2537 L SCHL	2537 L TYCO	2537 L WAS7
			RIGHT	2537 P	2537 P SCHL	2537 P TYCO	2537 P WAS7
		LPD	LEFT	2537A L	2537A L SCHL	2537A L TYCO	2537A L WAS7
			RIGHT	2537A P	2537A P SCHL	2537A P TYCO	2537A P WAS7
	NN without LOGO	without	LEFT	2537 L NN	2537 L NN SCHL	2537 L NN TYCO	2537 L NN WAS7
			RIGHT	2537 P NN	2537 P NN SCHL	2537 P NN TYCO	2537 P NN WAS7
		LPD	LEFT	2537A L NN	2537A L NN SCHL	2537A L NN TYCO	2537A L NN WAS7
			RIGHT	2537A P NN	2537A P NN SCHL	2537A P NN TYCO	2537A P NN WAS7
5 T/S/I/F/R 4SS	standard with LOGO	without	LEFT	2537 L 4SS	2537 L 4SS SCHL	2537 L 4SS TYCO	2537 L 4SS WAS7
			RIGHT	2537 P 4SS	2537 P 4SS SCHL	2537 P 4SS TYCO	2537 P 4SS WAS7
		LPD	LEFT	2537A L 4SS	2537A L 4SS SCHL	2537A L 4SS TYCO	2537A L 4SS WAS7
			RIGHT	2537A P 4SS	2537A P 4SS SCHL	2537A P 4SS TYCO	2537A P 4SS WAS7
	NN without LOGO	without	LEFT	2537 L NN 4SS	2537 L NN 4SS SCHL	2537 L NN 4SS TYCO	2537 L NN 4SS WAS7
			RIGHT	2537 P NN 4SS	2537 P NN 4SS SCHL	2537 P NN 4SS TYCO	2537 P NN 4SS WAS7
		LPD	LEFT	2537A L NN 4SS	2537A L NN 4SS SCHL	2537A L NN 4SS TYCO	2537A L NN 4SS WAS7
			RIGHT	2537A P NN 4SS	2537A P NN 4SS SCHL	2537A P NN 4SS TYCO	2537A P NN 4SS WAS7
5 T/S/I/F/R + SM1	standard with LOGO	without	LEFT	2543 L	2543 L SCHL	2543 L TYCO	2543 L WAS7
			RIGHT	2543 P	2543 P SCHL	2543 P TYCO	2543 P WAS7
		LPD	LEFT	2543A L	2543A L SCHL	2543A L TYCO	2543A L WAS7
			RIGHT	2543A P	2543A P SCHL	2543A P TYCO	2543A P WAS7
	NN without LOGO	without	LEFT	2543 L NN	2543 L NN SCHL	2543 L NN TYCO	2543 L NN WAS7
			RIGHT	2543 P NN	2543 P NN SCHL	2543 P NN TYCO	2543 P NN WAS7
		LPD	LEFT	2543A L NN	2543A L NN SCHL	2543A L NN TYCO	2543A L NN WAS7
			RIGHT	2543A P NN	2543A P NN SCHL	2543A P NN TYCO	2543A P NN WAS7
5 T/S/I/F/R 4SS + SM1	standard with LOGO	without	LEFT	2543 L 4SS	2543 L 4SS SCHL	2543 L 4SS TYCO	2543 L 4SS WAS7
			RIGHT	2543 P 4SS	2543 P 4SS SCHL	2543 P 4SS TYCO	2543 P 4SS WAS7
		LPD	LEFT	2543A L 4SS	2543A L 4SS SCHL	2543A L 4SS TYCO	2543A L 4SS WAS7
			RIGHT	2543A P 4SS	2543A P 4SS SCHL	2543A P 4SS TYCO	2543A P 4SS WAS7
	NN without LOGO	without	LEFT	2543 L NN 4SS	2543 L NN 4SS SCHL	2543 L NN 4SS TYCO	2543 L NN 4SS WAS7
			RIGHT	2543 P NN 4SS	2543 P NN 4SS SCHL	2543 P NN 4SS TYCO	2543 P NN 4SS WAS7
		LPD	LEFT	2543A L NN 4SS	2543A L NN 4SS SCHL	2543A L NN 4SS TYCO	2543A L NN 4SS WAS7
			RIGHT	2543A P NN 4SS	2543A P NN 4SS SCHL	2543A P NN 4SS TYCO	2543A P NN 4SS WAS7



24V IP6K9K

W293ST, W293DD

W293ST WHITE, W293DD WHITE

function	LOGO	optional lighting - license plate	assembly side	W293DD			
				cable	Schlemmer	TYCO	WAS7
5 T/S/I/F/R	standard with LOGO	without	LEFT	2537 DD L	2537 DD L SCHL	2537 DD L TYCO	2537 DD L WAS7
			RIGHT	2537 DD P	2537 DD P SCHL	2537 DD P TYCO	2537 DD P WAS7
		LPD	LEFT	2537A DD L	2537A DD L SCHL	2537A DD L TYCO	2537A DD L WAS7
			RIGHT	2537A DD P	2537A DD P SCHL	2537A DD P TYCO	2537A DD P WAS7
	NN without LOGO	without	LEFT	2537 DD L NN	2537 DD L NN SCHL	2537 DD L NN TYCO	2537 DD L NN WAS7
			RIGHT	2537 DD P NN	2537 DD P NN SCHL	2537 DD P NN TYCO	2537 DD P NN WAS7
		LPD	LEFT	2537A DD L NN	2537A DD L NN SCHL	2537A DD L NN TYCO	2537A DD L NN WAS7
			RIGHT	2537A DD P NN	2537A DD P NN SCHL	2537A DD P NN TYCO	2537A DD P NN WAS7
5 T/S/I/F/R 4SS	standard with LOGO	without	LEFT	2537 DD L 4SS	2537 DD L 4SS SCHL	2537 DD L 4SS TYCO	2537 DD L 4SS WAS7
			RIGHT	2537 DD P 4SS	2537 DD P 4SS SCHL	2537 DD P 4SS TYCO	2537 DD P 4SS WAS7
		LPD	LEFT	2537A DD L 4SS	2537A DD L 4SS SCHL	2537A DD L 4SS TYCO	2537A DD L 4SS WAS7
			RIGHT	2537A DD P 4SS	2537A DD P 4SS SCHL	2537A DD P 4SS TYCO	2537A DD P 4SS WAS7
	NN without LOGO	without	LEFT	2537 DD L NN 4SS	2537 DD L NN 4SS SCHL	2537 DD L NN 4SS TYCO	2537 DD L NN 4SS WAS7
			RIGHT	2537 DD P NN 4SS	2537 DD P NN 4SS SCHL	2537 DD P NN 4SS TYCO	2537 DD P NN 4SS WAS7
		LPD	LEFT	2537A DD L NN 4SS	2537A DD L NN 4SS SCHL	2537A DD L NN 4SS TYCO	2537A DD L NN 4SS WAS7
			RIGHT	2537A DD P NN 4SS	2537A DD P NN 4SS SCHL	2537A DD P NN 4SS TYCO	2537A DD P NN 4SS WAS7
5 T/S/I/F/R + SM1	standard with LOGO	without	LEFT	2543 DD L	2543 DD L SCHL	2543 DD L TYCO	2543 DD L WAS7
			RIGHT	2543 DD P	2543 DD P SCHL	2543 DD P TYCO	2543 DD P WAS7
		LPD	LEFT	2543A DD L	2543A DD L SCHL	2543A DD L TYCO	2543A DD L WAS7
			RIGHT	2543A DD P	2543A DD P SCHL	2543A DD P TYCO	2543A DD P WAS7
	NN without LOGO	without	LEFT	2543 DD L NN	2543 DD L NN SCHL	2543 DD L NN TYCO	2543 DD L NN WAS7
			RIGHT	2543 DD P NN	2543 DD P NN SCHL	2543 DD P NN TYCO	2543 DD P NN WAS7
		LPD	LEFT	2543A DD L NN	2543A DD L NN SCHL	2543A DD L NN TYCO	2543A DD L NN WAS7
			RIGHT	2543A DD P NN	2543A DD P NN SCHL	2543A DD P NN TYCO	2543A DD P NN WAS7
5 T/S/I/F/R 4SS + SM1	standard with LOGO	without	LEFT	2543 DD L 4SS	2543 DD L 4SS SCHL	2543 DD L 4SS TYCO	2543 DD L 4SS WAS7
			RIGHT	2543 DD P 4SS	2543 DD P 4SS SCHL	2543 DD P 4SS TYCO	2543 DD P 4SS WAS7
		LPD	LEFT	2543A DD L 4SS	2543A DD L 4SS SCHL	2543A DD L 4SS TYCO	2543A DD L 4SS WAS7
			RIGHT	2543A DD P 4SS	2543A DD P 4SS SCHL	2543A DD P 4SS TYCO	2543A DD P 4SS WAS7
	NN without LOGO	without	LEFT	2543 DD L NN 4SS	2543 DD L NN 4SS SCHL	2543 DD L NN 4SS TYCO	2543 DD L NN 4SS WAS7
			RIGHT	2543 DD P NN 4SS	2543 DD P NN 4SS SCHL	2543 DD P NN 4SS TYCO	2543 DD P NN 4SS WAS7
		LPD	LEFT	2543A DD L NN 4SS	2543A DD L NN 4SS SCHL	2543A DD L NN 4SS TYCO	2543A DD L NN 4SS WAS7
			RIGHT	2543A DD P NN 4SS	2543A DD P NN 4SS SCHL	2543A DD P NN 4SS TYCO	2543A DD P NN 4SS WAS7





W293ST, W293DD

W293ST WHITE, W293DD WHITE

24V IP6K9K



function	LOGO	optional lighting - license plate	assembly side	W293ST WHITE			
				cable	Schlemmer	TYCO	WAS7
5 T/S/I/F/R	standard with LOGO	without	LEFT	2537 L WHITE	2537 L WHITE SCHL	2537 L WHITE TYCO	2537 L WHITE WAS7
			RIGHT	2537 P WHITE	2537 P WHITE SCHL	2537 P WHITE TYCO	2537 P WHITE WAS7
		LPD	LEFT	2537A L WHITE	2537A L WHITE SCHL	2537A L WHITE TYCO	2537A L WHITE WAS7
			RIGHT	2537A P WHITE	2537A P WHITE SCHL	2537A P WHITE TYCO	2537A P WHITE WAS7
	NN without LOGO	without	LEFT	2537 L WHITE NN	2537 L WHITE NN SCHL	2537 L WHITE NN TYCO	2537 L WHITE NN WAS7
			RIGHT	2537 P WHITE NN	2537 P WHITE NN SCHL	2537 P WHITE NN TYCO	2537 P WHITE NN WAS7
		LPD	LEFT	2537A L WHITE NN	2537A L WHITE NN SCHL	2537A L WHITE NN TYCO	2537A L WHITE NN WAS7
			RIGHT	2537A P WHITE NN	2537A P WHITE NN SCHL	2537A P WHITE NN TYCO	2537A P WHITE NN WAS7
5 T/S/I/F/R 4SS	standard with LOGO	without	LEFT	2537 L WHITE 4SS	2537 L WHITE 4SS SCHL	2537 L WHITE 4SS TYCO	2537 L WHITE 4SS WAS7
			RIGHT	2537 P WHITE 4SS	2537 P WHITE 4SS SCHL	2537 P WHITE 4SS TYCO	2537 P WHITE 4SS WAS7
		LPD	LEFT	2537A L WHITE 4SS	2537A L WHITE 4SS SCHL	2537A L WHITE 4SS TYCO	2537A L WHITE 4SS WAS7
			RIGHT	2537A P WHITE 4SS	2537A P WHITE 4SS SCHL	2537A P WHITE 4SS TYCO	2537A P WHITE 4SS WAS7
	NN without LOGO	without	LEFT	2537 L WHITE NN 4SS	2537 L WHITE NN 4SS SCHL	2537 L WHITE NN 4SS TYCO	2537 L WHITE NN 4SS WAS7
			RIGHT	2537 P WHITE NN 4SS	2537 P WHITE NN 4SS SCHL	2537 P WHITE NN 4SS TYCO	2537 P WHITE NN 4SS WAS7
		LPD	LEFT	2537A L WHITE NN 4SS	2537A L WHITE NN 4SS SCHL	2537A L WHITE NN 4SS TYCO	2537A L WHITE NN 4SS WAS7
			RIGHT	2537A P WHITE NN 4SS	2537A P WHITE NN 4SS SCHL	2537A P WHITE NN 4SS TYCO	2537A P WHITE NN 4SS WAS7
5 T/S/I/F/R + SM1	standard with LOGO	without	LEFT	2543 L WHITE	2543 L WHITE SCHL	2543 L WHITE TYCO	2543 L WHITE WAS7
			RIGHT	2543 P WHITE	2543 P WHITE SCHL	2543 P WHITE TYCO	2543 P WHITE WAS7
		LPD	LEFT	2543A L WHITE	2543A L WHITE SCHL	2543A L WHITE TYCO	2543A L WHITE WAS7
			RIGHT	2543A P WHITE	2543A P WHITE SCHL	2543A P WHITE TYCO	2543A P WHITE WAS7
	NN without LOGO	without	LEFT	2543 L WHITE NN	2543 L WHITE NN SCHL	2543 L WHITE NN TYCO	2543 L WHITE NN WAS7
			RIGHT	2543 P WHITE NN	2543 P WHITE NN SCHL	2543 P WHITE NN TYCO	2543 P WHITE NN WAS7
		LPD	LEFT	2543A L WHITE NN	2543A L WHITE NN SCHL	2543A L WHITE NN TYCO	2543A L WHITE NN WAS7
			RIGHT	2543A P WHITE NN	2543A P WHITE NN SCHL	2543A P WHITE NN TYCO	2543A P WHITE NN WAS7
5 T/S/I/F/R 4SS + SM1	standard with LOGO	without	LEFT	2543 L WHITE 4SS	2543 L WHITE 4SS SCHL	2543 L WHITE 4SS TYCO	2543 L WHITE 4SS WAS7
			RIGHT	2543 P WHITE 4SS	2543 P WHITE 4SS SCHL	2543 P WHITE 4SS TYCO	2543 P WHITE 4SS WAS7
		LPD	LEFT	2543A L WHITE 4SS	2543A L WHITE 4SS SCHL	2543A L WHITE 4SS TYCO	2543A L WHITE 4SS WAS7
			RIGHT	2543A P WHITE 4SS	2543A P WHITE 4SS SCHL	2543A P WHITE 4SS TYCO	2543A P WHITE 4SS WAS7
	NN without LOGO	without	LEFT	2543 L WHITE NN 4SS	2543 L WHITE NN 4SS SCHL	2543 L WHITE NN 4SS TYCO	2543 L WHITE NN 4SS WAS7
			RIGHT	2543 P WHITE NN 4SS	2543 P WHITE NN 4SS SCHL	2543 P WHITE NN 4SS TYCO	2543 P WHITE NN 4SS WAS7
		LPD	LEFT	2543A L WHITE NN 4SS	2543A L WHITE NN 4SS SCHL	2543A L WHITE NN 4SS TYCO	2543A L WHITE NN 4SS WAS7
			RIGHT	2543A P WHITE NN 4SS	2543A P WHITE NN 4SS SCHL	2543A P WHITE NN 4SS TYCO	2543A P WHITE NN 4SS WAS7



24V IP6K9K

W293ST, W293DD

W293ST WHITE, W293DD WHITE

W293ST WHITE



W293DD WHITE



function	LOGO	LPD	assembly side	W293DD WHITE			
				cable	Schlemmer	TYCO	WAS7
5 T/S/I/F/R	standard with LOGO	without	LEFT	2537 DD L WHITE	2537 DD L WHITE SCHL	2537 DD L WHITE TYCO	2537 DD L WHITE WAS7
			RIGHT	2537 DD P WHITE	2537 DD P WHITE SCHL	2537 DD P WHITE TYCO	2537 DD P WHITE WAS7
		LPD	LEFT	2537A DD L WHITE	2537A DD L WHITE SCHL	2537A DD L WHITE TYCO	2537A DD L WHITE WAS7
			RIGHT	2537A DD P WHITE	2537A DD P WHITE SCHL	2537A DD P WHITE TYCO	2537A DD P WHITE WAS7
	NN without LOGO	without	LEFT	2537 DD L WHITE NN	2537 DD L WHITE NN SCHL	2537 DD L WHITE NN TYCO	2537 DD L WHITE NN WAS7
			RIGHT	2537 DD P WHITE NN	2537 DD P WHITE NN SCHL	2537 DD P WHITE NN TYCO	2537 DD P WHITE NN WAS7
		LPD	LEFT	2537A DD L WHITE NN	2537A DD L WHITE NN SCHL	2537A DD L WHITE NN TYCO	2537A DD L WHITE NN WAS7
			RIGHT	2537A DD P WHITE NN	2537A DD P WHITE NN SCHL	2537A DD P WHITE NN TYCO	2537A DD P WHITE NN WAS7
5 T/S/I/F/R 4SS	standard with LOGO	without	LEFT	2537 DD L WHITE 4SS	2537 DD L WHITE 4SS SCHL	2537 DD L WHITE 4SS TYCO	2537 DD L WHITE 4SS WAS7
			RIGHT	2537 DD P WHITE 4SS	2537 DD P WHITE 4SS SCHL	2537 DD P WHITE 4SS TYCO	2537 DD P WHITE 4SS WAS7
		LPD	LEFT	2537A DD L WHITE 4SS	2537A DD L WHITE 4SS SCHL	2537A DD L WHITE 4SS TYCO	2537A DD L WHITE 4SS WAS7
			RIGHT	2537A DD P WHITE 4SS	2537A DD P WHITE 4SS SCHL	2537A DD P WHITE 4SS TYCO	2537A DD P WHITE 4SS WAS7
	NN without LOGO	without	LEFT	2537 DD L WHITE NN 4SS	2537 DD L WHITE NN 4SS SCHL	2537 DD L WHITE NN 4SS TYCO	2537 DD L WHITE NN 4SS WAS7
			RIGHT	2537 DD P WHITE NN 4SS	2537 DD P WHITE NN 4SS SCHL	2537 DD P WHITE NN 4SS TYCO	2537 DD P WHITE NN 4SS WAS7
		LPD	LEFT	2537A DD L WHITE NN 4SS	2537A DD L WHITE NN 4SS SCHL	2537A DD L WHITE NN 4SS TYCO	2537A DD L WHITE NN 4SS WAS7
			RIGHT	2537A DD P WHITE NN 4SS	2537A DD P WHITE NN 4SS SCHL	2537A DD P WHITE NN 4SS TYCO	2537A DD P WHITE NN 4SS WAS7
5 T/S/I/F/R + SM1	standard with LOGO	without	LEFT	2543 DD L WHITE	2543 DD L WHITE SCHL	2543 DD L WHITE TYCO	2543 DD L WHITE WAS7
			RIGHT	2543 DD P WHITE	2543 DD P WHITE SCHL	2543 DD P WHITE TYCO	2543 DD P WHITE WAS7
		LPD	LEFT	2543A DD L WHITE	2543A DD L WHITE SCHL	2543A DD L WHITE TYCO	2543A DD L WHITE WAS7
			RIGHT	2543A DD P WHITE	2543A DD P WHITE SCHL	2543A DD P WHITE TYCO	2543A DD P WHITE WAS7
	NN without LOGO	without	LEFT	2543 DD L WHITE NN	2543 DD L WHITE NN SCHL	2543 DD L WHITE NN TYCO	2543 DD L WHITE NN WAS7
			RIGHT	2543 DD P WHITE NN	2543 DD P WHITE NN SCHL	2543 DD P WHITE NN TYCO	2543 DD P WHITE NN WAS7
		LPD	LEFT	2543A DD L WHITE NN	2543A DD L WHITE NN SCHL	2543A DD L WHITE NN TYCO	2543A DD L WHITE NN WAS7
			RIGHT	2543A DD P WHITE NN	2543A DD P WHITE NN SCHL	2543A DD P WHITE NN TYCO	2543A DD P WHITE NN WAS7
5 T/S/I/F/R 4SS + SM1	standard with LOGO	without	LEFT	2543 DD L WHITE 4SS	2543 DD L 4SS SCHL	2543 DD L WHITE 4SS TYCO	2543 DD L WHITE 4SS WAS7
			RIGHT	2543 DD P WHITE 4SS	2543 DD P 4SS SCHL	2543 DD P WHITE 4SS TYCO	2543 DD P WHITE 4SS WAS7
		LPD	LEFT	2543A DD L WHITE 4SS	2543A DD L 4SS SCHL	2543A DD L WHITE 4SS TYCO	2543A DD L WHITE 4SS WAS7
			RIGHT	2543A DD P WHITE 4SS	2543A DD P 4SS SCHL	2543A DD P WHITE 4SS TYCO	2543A DD P WHITE 4SS WAS7
	NN without LOGO	without	LEFT	2543 DD L WHITE NN 4SS	2543 DD L NN 4SS SCHL	2543 DD L WHITE NN 4SS TYCO	2543 DD L WHITE NN 4SS WAS7
			RIGHT	2543 DD P WHITE NN 4SS	2543 DD P NN 4SS SCHL	2543 DD P WHITE NN 4SS TYCO	2543 DD P WHITE NN 4SS WAS7
		LPD	LEFT	2543A DD L WHITE NN 4SS	2543A DD L NN 4SS SCHL	2543A DD L WHITE NN 4SS TYCO	2543A DD L WHITE NN 4SS WAS7
			RIGHT	2543A DD P WHITE NN 4SS	2543A DD P NN 4SS SCHL	2543A DD P WHITE NN 4SS TYCO	2543A DD P WHITE NN 4SS WAS7



W293-4ST, W293-4DD


24V IP6K9K

W293-4ST WHITE, W293-4DD WHITE

LPD license plate light on the bottom



All lamps from the W293 and W294 series are also available in versions with **a side marker light SM1**. Models with a red lens feature a red side marker light, while versions with a transparent lens are equipped with a yellow side marker light.



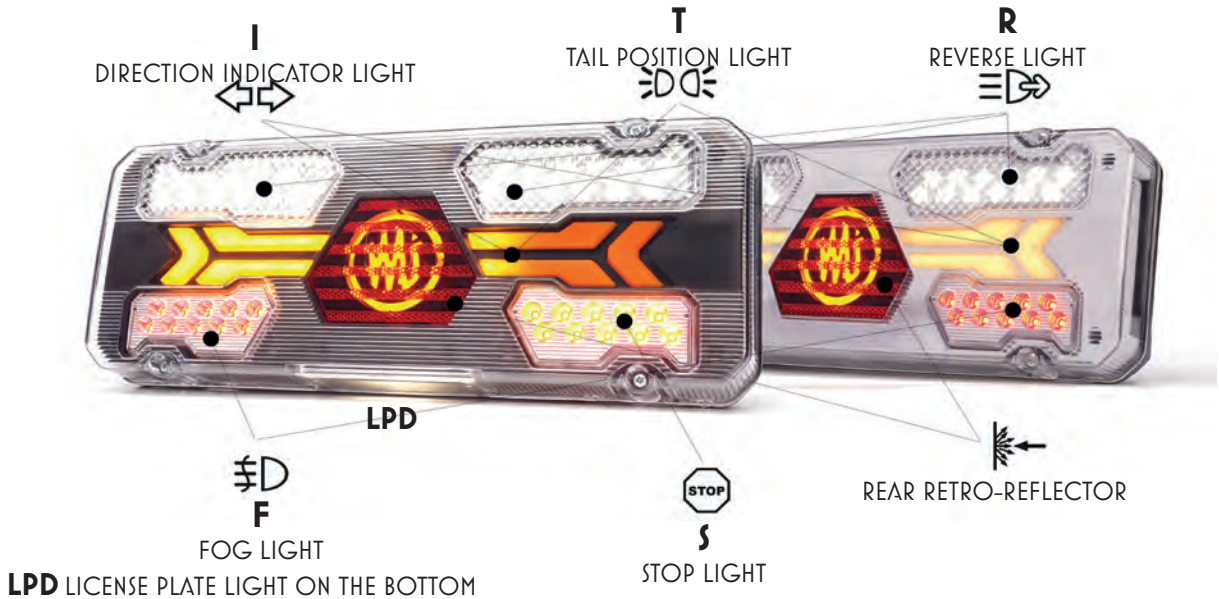
To simplify integration with different installations, variants are available with a standard cable or with dedicated connectors: **Schlemmer, TYCO, WAS 7-pin**, and **4 x Super Seal** with additional power outputs.





24V IP6K9K

W294ST, W294DD W294ST WHITE, W294DD WHITE



Dane techniczne

Homologacje E20:	R148 ,R150
Przewód:	200CM
Możliwe złącza:	Schlemmer, TYCO, WAS 7-pin
Klasa IP:	IP6K9K

Power consumption	24V
position light:	4.5W (no logo) 6.4W (with logo) 2.4W (DD versions with and without logo)
stop light:	1,4W
direction indicator light:	12.0W (no logo) 14,6W (with logo)
dynamic direction indicator light:	12.0W (no logo) 14,6W (with logo)
reverse light:	2,2W
fog light:	2,2W
licence plate light:	1,7W
side marker light:	0,8W



W294ST, W294DD

W294ST WHITE, W294DD WHITE

24V IP6K9K

W294ST

W294DD



function	LOGO	optional lighting - license plate	assembly side	W294ST			
				cable	Schlemmer	TYCO	WAS7
5 T/S/I/F/R	standard with LOGO	without	LEFT	2538 L	2538 L SCHL	2538 L TYCO	2538 L WAS7
			RIGHT	2538 P	2538 P SCHL	2538 P TYCO	2538 P WAS7
		LPD	LEFT	2538A L	2538A L SCHL	2538A L TYCO	2538A L WAS7
			RIGHT	2538A P	2538A P SCHL	2538A P TYCO	2538A P WAS7
	NN without LOGO	without	LEFT	2538 L NN	2538 L NN SCHL	2538 L NN TYCO	2538 L NN WAS7
			RIGHT	2538 P NN	2538 P NN SCHL	2538 P NN TYCO	2538 P NN WAS7
		LPD	LEFT	2538A L NN	2538A L NN SCHL	2538A L NN TYCO	2538A L NN WAS7
			RIGHT	2538A P NN	2538A P NN SCHL	2538A P NN TYCO	2538A P NN WAS7
5 T/S/I/F/R 4SS	standard with LOGO	without	LEFT	2538 L 4SS	2538 L 4SS SCHL	2538 L 4SS TYCO	2538 L 4SS WAS7
			RIGHT	2538 P 4SS	2538 P 4SS SCHL	2538 P 4SS TYCO	2538 P 4SS WAS7
		LPD	LEFT	2538A L 4SS	2538A L 4SS SCHL	2538A L 4SS TYCO	2538A L 4SS WAS7
			RIGHT	2538A P 4SS	2538A P 4SS SCHL	2538A P 4SS TYCO	2538A P 4SS WAS7
	NN without LOGO	without	LEFT	2538 L NN 4SS	2538 L NN 4SS SCHL	2538 L NN 4SS TYCO	2538 L NN 4SS WAS7
			RIGHT	2538 P NN 4SS	2538 P NN 4SS SCHL	2538 P NN 4SS TYCO	2538 P NN 4SS WAS7
		LPD	LEFT	2538A L NN 4SS	2538A L NN 4SS SCHL	2538A L NN 4SS TYCO	2538A L NN 4SS WAS7
			RIGHT	2538A P NN 4SS	2538A P NN 4SS SCHL	2538A P NN 4SS TYCO	2538A P NN 4SS WAS7
5 T/S/I/F/R + SM1	standard with LOGO	without	LEFT	2544 L	2544 L SCHL	2544 L TYCO	2544 L WAS7
			RIGHT	2544 P	2544 P SCHL	2544 P TYCO	2544 P WAS7
		LPD	LEFT	2544A L	2544A L SCHL	2544A L TYCO	2544A L WAS7
			RIGHT	2544A P	2544A P SCHL	2544A P TYCO	2544A P WAS7
	NN without LOGO	without	LEFT	2544 L NN	2544 L NN SCHL	2544 L NN TYCO	2544 L NN WAS7
			RIGHT	2544 P NN	2544 P NN SCHL	2544 P NN TYCO	2544 P NN WAS7
		LPD	LEFT	2544A L NN	2544A L NN SCHL	2544A L NN TYCO	2544A L NN WAS7
			RIGHT	2544A P NN	2544A P NN SCHL	2544A P NN TYCO	2544A P NN WAS7
5 T/S/I/F/R 4SS + SM1	standard with LOGO	without	LEFT	2544 L 4SS	2544 L 4SS SCHL	2544 L 4SS TYCO	2544 L 4SS WAS7
			RIGHT	2544 P 4SS	2544 P 4SS SCHL	2544 P 4SS TYCO	2544 P 4SS WAS7
		LPD	LEFT	2544A L 4SS	2544A L 4SS SCHL	2544A L 4SS TYCO	2544A L 4SS WAS7
			RIGHT	2544A P 4SS	2544A P 4SS SCHL	2544A P 4SS TYCO	2544A P 4SS WAS7
	NN without LOGO	without	LEFT	2544 L NN 4SS	2544 L NN 4SS SCHL	2544 L NN 4SS TYCO	2544 L NN 4SS WAS7
			RIGHT	2544 P NN 4SS	2544 P NN 4SS SCHL	2544 P NN 4SS TYCO	2544 P NN 4SS WAS7
		LPD	LEFT	2544A L NN 4SS	2544A L NN 4SS SCHL	2544A L NN 4SS TYCO	2544A L NN 4SS WAS7
			RIGHT	2544A P NN 4SS	2544A P NN 4SS SCHL	2544A P NN 4SS TYCO	2544A P NN 4SS WAS7



24V IP6K9K

W294ST, W294DD

W294ST WHITE, W294DD WHITE

function	LOGO	optional lighting - - license plate	assembly side	W294DD			
				cable	Schlemmer	TYCO	WAS7
5 T/S/I/F/R	standard with LOGO	without	LEFT	2538 DD L	2538 DD L SCHL	2538 DD L TYCO	2538 DD L WAS7
			RIGHT	2538 DD P	2538 DD P SCHL	2538 DD P TYCO	2538 DD P WAS7
		LPD	LEFT	2538A DD L	2538A DD L SCHL	2538A DD L TYCO	2538A DD L WAS7
			RIGHT	2538A DD P	2538A DD P SCHL	2538A DD P TYCO	2538A DD P WAS7
	NN without LOGO	without	LEFT	2538 DD L NN	2538 DD L NN SCHL	2538 DD L NN TYCO	2538 DD L NN WAS7
			RIGHT	2538 DD P NN	2538 DD P NN SCHL	2538 DD P NN TYCO	2538 DD P NN WAS7
		LPD	LEFT	2538A DD L NN	2538A DD L NN SCHL	2538A DD L NN TYCO	2538A DD L NN WAS7
			RIGHT	2538A DD P NN	2538A DD P NN SCHL	2538A DD P NN TYCO	2538A DD P NN WAS7
5 T/S/I/F/R 4SS	standard with LOGO	without	LEFT	2538 DD L 4SS	2538 DD L 4SS SCHL	2538 DD L 4SS TYCO	2538 DD L 4SS WAS7
			RIGHT	2538 DD P 4SS	2538 DD P 4SS SCHL	2538 DD P 4SS TYCO	2538 DD P 4SS WAS7
		LPD	LEFT	2538A DD L 4SS	2538A DD L 4SS SCHL	2538A DD L 4SS TYCO	2538A DD L 4SS WAS7
			RIGHT	2538A DD P 4SS	2538A DD P 4SS SCHL	2538A DD P 4SS TYCO	2538A DD P 4SS WAS7
	NN without LOGO	without	LEFT	2538 DD L NN 4SS	2538 DD L NN 4SS SCHL	2538 DD L NN 4SS TYCO	2538 DD L NN 4SS WAS7
			RIGHT	2538 DD P NN 4SS	2538 DD P NN 4SS SCHL	2538 DD P NN 4SS TYCO	2538 DD P NN 4SS WAS7
		LPD	LEFT	2538A DD L NN 4SS	2538A DD L NN 4SS SCHL	2538A DD L NN 4SS TYCO	2538A DD L NN 4SS WAS7
			RIGHT	2538A DD P NN 4SS	2538A DD P NN 4SS SCHL	2538A DD P NN 4SS TYCO	2538A DD P NN 4SS WAS7
5 T/S/I/F/R + SM1	standard with LOGO	without	LEFT	2544 DD L	2544 DD L SCHL	2544 DD L TYCO	2544 DD L WAS7
			RIGHT	2544 DD P	2544 DD P SCHL	2544 DD P TYCO	2544 DD P WAS7
		LPD	LEFT	2544A DD L	2544A DD L SCHL	2544A DD L TYCO	2544A DD L WAS7
			RIGHT	2544A DD P	2544A DD P SCHL	2544A DD P TYCO	2544A DD P WAS7
	NN without LOGO	without	LEFT	2544 DD L NN	2544 DD L NN SCHL	2544 DD L NN TYCO	2544 DD L NN WAS7
			RIGHT	2544 DD P NN	2544 DD P NN SCHL	2544 DD P NN TYCO	2544 DD P NN WAS7
		LPD	LEFT	2544A DD L NN	2544A DD L NN SCHL	2544A DD L NN TYCO	2544A DD L NN WAS7
			RIGHT	2544A DD P NN	2544A DD P NN SCHL	2544A DD P NN TYCO	2544A DD P NN WAS7
5 T/S/I/F/R 4SS + SM1	standard with LOGO	without	LEFT	2544 DD L 4SS	2544 DD L 4SS SCHL	2544 DD L 4SS TYCO	2544 DD L 4SS WAS7
			RIGHT	2544 DD P 4SS	2544 DD P 4SS SCHL	2544 DD P 4SS TYCO	2544 DD P 4SS WAS7
		LPD	LEFT	2544A DD L 4SS	2544A DD L 4SS SCHL	2544A DD L 4SS TYCO	2544A DD L 4SS WAS7
			RIGHT	2544A DD P 4SS	2544A DD P 4SS SCHL	2544A DD P 4SS TYCO	2544A DD P 4SS WAS7
	NN without LOGO	without	LEFT	2544 DD L NN 4SS	2544 DD L NN 4SS SCHL	2544 DD L NN 4SS TYCO	2544 DD L NN 4SS WAS7
			RIGHT	2544 DD P NN 4SS	2544 DD P NN 4SS SCHL	2544 DD P NN 4SS TYCO	2544 DD P NN 4SS WAS7
		LPD	LEFT	2544A DD L NN 4SS	2544A DD L NN 4SS SCHL	2544A DD L NN 4SS TYCO	2544A DD L NN 4SS WAS7
			RIGHT	2544A DD P NN 4SS	2544A DD P NN 4SS SCHL	2544A DD P NN 4SS TYCO	2544A DD P NN 4SS WAS7





W294ST, W294DD

24V IP6K9K

W294ST WHITE, W294DD WHITE



function	LOGO	optional lighting - license plate	assembly side	W294ST WHITE			
				cable	Schlemmer	TYCO	WAS7
5 T/S/I/F/R	standard with LOGO	without	LEFT	2538 L WHITE	2538 L WHITE SCHL	2538 L WHITE TYCO	2538 L WHITE WAS7
			RIGHT	2538 P WHITE	2538 P WHITE SCHL	2538 P WHITE TYCO	2538 P WHITE WAS7
		LPD	LEFT	2538A L WHITE	2538A L WHITE SCHL	2538A L WHITE TYCO	2538A L WHITE WAS7
			RIGHT	2538A P WHITE	2538A P WHITE SCHL	2538A P WHITE TYCO	2538A P WHITE WAS7
	NN without LOGO	without	LEFT	2538 L WHITE NN	2538 L WHITE NN SCHL	2538 L WHITE NN TYCO	2538 L WHITE NN WAS7
			RIGHT	2538 P WHITE NN	2538 P WHITE NN SCHL	2538 P WHITE NN TYCO	2538 P WHITE NN WAS7
		LPD	LEFT	2538A L WHITE NN	2538A L WHITE NN SCHL	2538A L WHITE NN TYCO	2538A L WHITE NN WAS7
			RIGHT	2538A P WHITE NN	2538A P WHITE NN SCHL	2538A P WHITE NN TYCO	2538A P WHITE NN WAS7
5 T/S/I/F/R 4SS	standard with LOGO	without	LEFT	2538 L WHITE 4SS	2538 L WHITE 4SS SCHL	2538 L WHITE 4SS TYCO	2538 L WHITE 4SS WAS7
			RIGHT	2538 P WHITE 4SS	2538 P WHITE 4SS SCHL	2538 P WHITE 4SS TYCO	2538 P WHITE 4SS WAS7
		LPD	LEFT	2538A L WHITE 4SS	2538A L WHITE 4SS SCHL	2538A L WHITE 4SS TYCO	2538A L WHITE 4SS WAS7
			RIGHT	2538A P WHITE 4SS	2538A P WHITE 4SS SCHL	2538A P WHITE 4SS TYCO	2538A P WHITE 4SS WAS7
	NN without LOGO	without	LEFT	2538 L WHITE NN 4SS	2538 L WHITE NN 4SS SCHL	2538 L WHITE NN 4SS TYCO	2538 L WHITE NN 4SS WAS7
			RIGHT	2538 P WHITE NN 4SS	2538 P WHITE NN 4SS SCHL	2538 P WHITE NN 4SS TYCO	2538 P WHITE NN 4SS WAS7
		LPD	LEFT	2538A L WHITE NN 4SS	2538A L WHITE NN 4SS SCHL	2538A L WHITE NN 4SS TYCO	2538A L WHITE NN 4SS WAS7
			RIGHT	2538A P WHITE NN 4SS	2538A P WHITE NN 4SS SCHL	2538A P WHITE NN 4SS TYCO	2538A P WHITE NN 4SS WAS7
5 T/S/I/F/R + SM1	standard with LOGO	without	LEFT	2544 L WHITE	2544 L WHITE SCHL	2544 L WHITE TYCO	2544 L WHITE WAS7
			RIGHT	2544 P WHITE	2544 P WHITE SCHL	2544 P WHITE TYCO	2544 P WHITE WAS7
		LPD	LEFT	2544A L WHITE	2544A L WHITE SCHL	2544A L WHITE TYCO	2544A L WHITE WAS7
			RIGHT	2544A P WHITE	2544A P WHITE SCHL	2544A P WHITE TYCO	2544A P WHITE WAS7
	NN without LOGO	without	LEFT	2544 L WHITE NN	2544 L WHITE NN SCHL	2544 L WHITE NN TYCO	2544 L WHITE NN WAS7
			RIGHT	2544 P WHITE NN	2544 P WHITE NN SCHL	2544 P WHITE NN TYCO	2544 P WHITE NN WAS7
		LPD	LEFT	2544A L WHITE NN	2544A L WHITE NN SCHL	2544A L WHITE NN TYCO	2544A L WHITE NN WAS7
			RIGHT	2544A P WHITE NN	2544A P WHITE NN SCHL	2544A P WHITE NN TYCO	2544A P WHITE NN WAS7
5 T/S/I/F/R 4SS + SM1	standard with LOGO	without	LEFT	2544 L WHITE 4SS	2544 L WHITE 4SS SCHL	2544 L WHITE 4SS TYCO	2544 L WHITE 4SS WAS7
			RIGHT	2544 P WHITE 4SS	2544 P WHITE 4SS SCHL	2544 P WHITE 4SS TYCO	2544 P WHITE 4SS WAS7
		LPD	LEFT	2544A L WHITE 4SS	2544A L WHITE 4SS SCHL	2544A L WHITE 4SS TYCO	2544A L WHITE 4SS WAS7
			RIGHT	2544A P WHITE 4SS	2544A P WHITE 4SS SCHL	2544A P WHITE 4SS TYCO	2544A P WHITE 4SS WAS7
	NN without LOGO	without	LEFT	2544 L WHITE NN 4SS	2544 L WHITE NN 4SS SCHL	2544 L WHITE NN 4SS TYCO	2544 L WHITE NN 4SS WAS7
			RIGHT	2544 P WHITE NN 4SS	2544 P WHITE NN 4SS SCHL	2544 P WHITE NN 4SS TYCO	2544 P WHITE NN 4SS WAS7
		LPD	LEFT	2544A L WHITE NN 4SS	2544A L WHITE NN 4SS SCHL	2544A L WHITE NN 4SS TYCO	2544A L WHITE NN 4SS WAS7
			RIGHT	2544A P WHITE NN 4SS	2544A P WHITE NN 4SS SCHL	2544A P WHITE NN 4SS TYCO	2544A P WHITE NN 4SS WAS7



24V IP6K9K

W294ST, W294DD

W294ST WHITE, W294DD WHITE

W294ST WHITE



W294DD WHITE



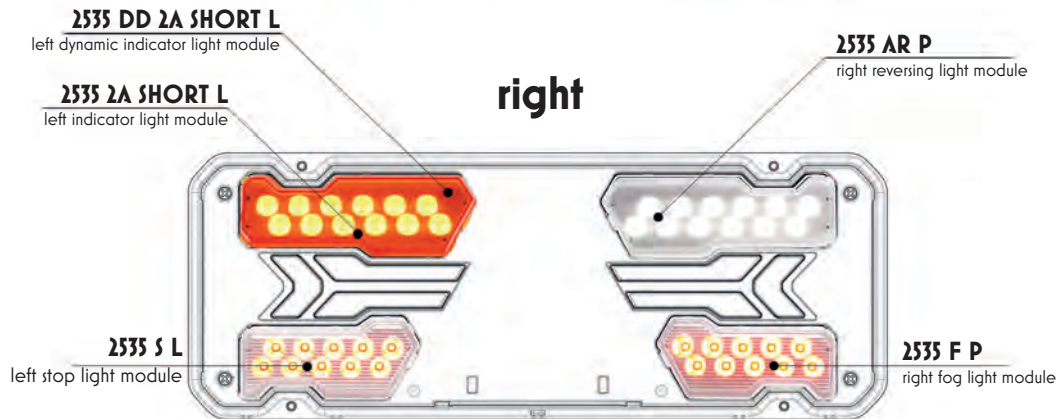
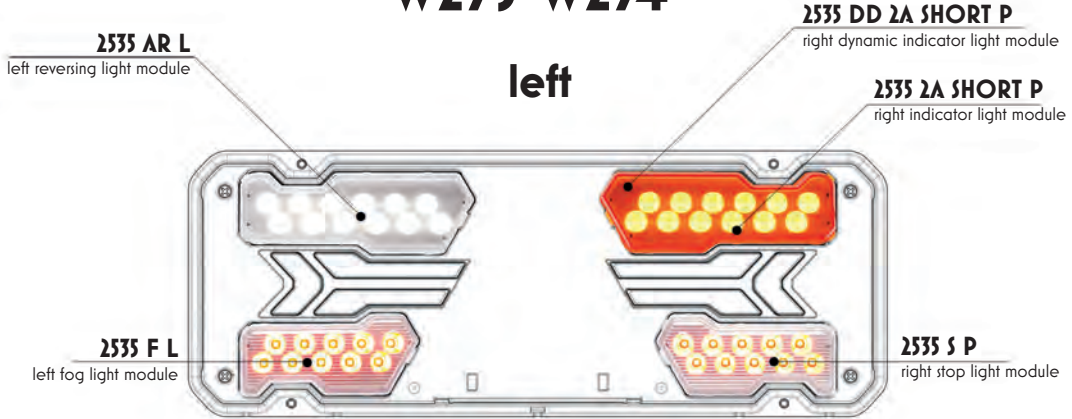
function	LOGO	LPD	assembly side	W294DD WHITE			
				cable	Schlemmer	TYCO	WAS7
5 T/S/I/F/R	standard with LOGO	without	LEFT	2538 DD L WHITE	2538 DD L WHITE SCHL	2538 DD L WHITE TYCO	2538 DD L WHITE WAS7
			RIGHT	2538 DD P WHITE	2538 DD P WHITE SCHL	2538 DD P WHITE TYCO	2538 DD P WHITE WAS7
		LPD	LEFT	2538A DD L WHITE	2538A DD L WHITE SCHL	2538A DD L WHITE TYCO	2538A DD L WHITE WAS7
			RIGHT	2538A DD P WHITE	2538A DD P WHITE SCHL	2538A DD P WHITE TYCO	2538A DD P WHITE WAS7
	NN without LOGO	without	LEFT	2538 DD L WHITE NN	2538 DD L WHITE NN SCHL	2538 DD L WHITE NN TYCO	2538 DD L WHITE NN WAS7
			RIGHT	2538 DD P WHITE NN	2538 DD P WHITE NN SCHL	2538 DD P WHITE NN TYCO	2538 DD P WHITE NN WAS7
		LPD	LEFT	2538A DD L WHITE NN	2538A DD L WHITE NN SCHL	2538A DD L WHITE NN TYCO	2538A DD L WHITE NN WAS7
			RIGHT	2538A DD P WHITE NN	2538A DD P WHITE NN SCHL	2538A DD P WHITE NN TYCO	2538A DD P WHITE NN WAS7
5 T/S/I/F/R 4SS	standard with LOGO	without	LEFT	2538 DD L WHITE 4SS	2538 DD L WHITE 4SS SCHL	2538 DD L WHITE 4SS TYCO	2538 DD L WHITE 4SS WAS7
			RIGHT	2538 DD P WHITE 4SS	2538 DD P WHITE 4SS SCHL	2538 DD P WHITE 4SS TYCO	2538 DD P WHITE 4SS WAS7
		LPD	LEFT	2538A DD L WHITE 4SS	2538A DD L WHITE 4SS SCHL	2538A DD L WHITE 4SS TYCO	2538A DD L WHITE 4SS WAS7
			RIGHT	2538A DD P WHITE 4SS	2538A DD P WHITE 4SS SCHL	2538A DD P WHITE 4SS TYCO	2538A DD P WHITE 4SS WAS7
	NN without LOGO	without	LEFT	2538 DD L WHITE NN 4SS	2538 DD L WHITE NN 4SS SCHL	2538 DD L WHITE NN 4SS TYCO	2538 DD L WHITE NN 4SS WAS7
			RIGHT	2538 DD P WHITE NN 4SS	2538 DD P WHITE NN 4SS SCHL	2538 DD P WHITE NN 4SS TYCO	2538 DD P WHITE NN 4SS WAS7
		LPD	LEFT	2538A DD L WHITE NN 4SS	2538A DD L WHITE NN 4SS SCHL	2538A DD L WHITE NN 4SS TYCO	2538A DD L WHITE NN 4SS WAS7
			RIGHT	2538A DD P WHITE NN 4SS	2538A DD P WHITE NN 4SS SCHL	2538A DD P WHITE NN 4SS TYCO	2538A DD P WHITE NN 4SS WAS7
5 T/S/I/F/R + SM1	standard with LOGO	without	LEFT	2544 DD L WHITE	2544 DD L WHITE SCHL	2544 DD L WHITE TYCO	2544 DD L WHITE WAS7
			RIGHT	2544 DD P WHITE	2544 DD P WHITE SCHL	2544 DD P WHITE TYCO	2544 DD P WHITE WAS7
		LPD	LEFT	2544A DD L WHITE	2544A DD L WHITE SCHL	2544A DD L WHITE TYCO	2544A DD L WHITE WAS7
			RIGHT	2544A DD P WHITE	2544A DD P WHITE SCHL	2544A DD P WHITE TYCO	2544A DD P WHITE WAS7
	NN without LOGO	without	LEFT	2544 DD L WHITE NN	2544 DD L WHITE NN SCHL	2544 DD L WHITE NN TYCO	2544 DD L WHITE NN WAS7
			RIGHT	2544 DD P WHITE NN	2544 DD P WHITE NN SCHL	2544 DD P WHITE NN TYCO	2544 DD P WHITE NN WAS7
		LPD	LEFT	2544A DD L WHITE NN	2544A DD L WHITE NN SCHL	2544A DD L WHITE NN TYCO	2544A DD L WHITE NN WAS7
			RIGHT	2544A DD P WHITE NN	2544A DD P WHITE NN SCHL	2544A DD P WHITE NN TYCO	2544A DD P WHITE NN WAS7
5 T/S/I/F/R 4SS + SM1	standard with LOGO	without	LEFT	2544 DD L WHITE 4SS	2544 DD L 4SS SCHL	2544 DD L WHITE 4SS TYCO	2544 DD L WHITE 4SS WAS7
			RIGHT	2544 DD P WHITE 4SS	2544 DD P 4SS SCHL	2544 DD P WHITE 4SS TYCO	2544 DD P WHITE 4SS WAS7
		LPD	LEFT	2544A DD L WHITE 4SS	2544A DD L 4SS SCHL	2544A DD L WHITE 4SS TYCO	2544A DD L WHITE 4SS WAS7
			RIGHT	2544A DD P WHITE 4SS	2544A DD P 4SS SCHL	2544A DD P WHITE 4SS TYCO	2544A DD P WHITE 4SS WAS7
	NN without LOGO	without	LEFT	2544 DD L WHITE NN 4SS	2544 DD L NN 4SS SCHL	2544 DD L WHITE NN 4SS TYCO	2544 DD L WHITE NN 4SS WAS7
			RIGHT	2544 DD P WHITE NN 4SS	2544 DD P NN 4SS SCHL	2544 DD P WHITE NN 4SS TYCO	2544 DD P WHITE NN 4SS WAS7
		LPD	LEFT	2544A DD L WHITE NN 4SS	2544A DD L NN 4SS SCHL	2544A DD L WHITE NN 4SS TYCO	2544A DD L WHITE NN 4SS WAS7
			RIGHT	2544A DD P WHITE NN 4SS	2544A DD P NN 4SS SCHL	2544A DD P WHITE NN 4SS TYCO	2544A DD P WHITE NN 4SS WAS7



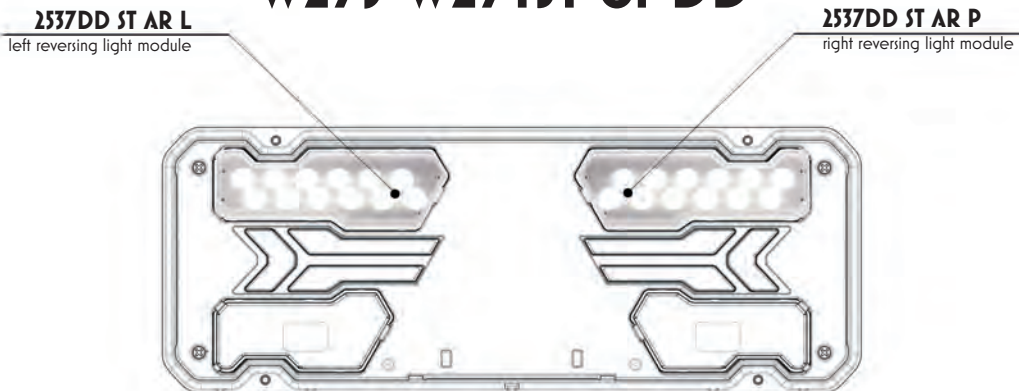
W293-W294

24V IP6K9K

LED module - Spare Parts W293-W294



W293-W294ST or DD





24V IP6K9K

W293-W294

LED module - Spare Parts W293-W294



numer katalogowy	
2533 KL	W293 red outer lens for bulb NN or LOGO version (triangle), without license plate light
2533A KL	W293 red outer lens for bulb NN or LOGO version (triangle), with license plate light
2534 KL LOGO	W294 red outer lens for bulb LOGO version (hexagon), without license plate light
2534 KL NN	W294 red outer lens for bulb NN version (hexagon), without license plate light
2534A KL LOGO	W294 red outer lens for bulb LOGO version (hexagon), with license plate light
2534A KL NN	W294 red outer lens for bulb NN version (hexagon), with license plate light



numer katalogowy	
2537 KL	W293d clear outer lens for NN or LOGO version (triangle)
2538 KL LOGO	W294d clear outer lens for LOGO version (hexagon)
2538 KL NN	W294d clear outer lens for NN version (hexagon)



W295

LED

lamp

12V-24V IP6K9K

87,3/27,3/20mm



catalogue number	cable	mounting side	operating voltage	stop	position / rear clearance	reversing light	fog	rear direction indicator	sztuk w opakowaniu
2443	24 cm	UNIWERSALNA	12V-24V					•	100
2444	24 cm	UNIWERSALNA	12V-24V			•			100
2445	24 cm	UNIWERSALNA	12V-24V				•		100
2447	24 cm	UNIWERSALNA	12V-24V	•	•				100

W296

LED

lamp

12V-24V IP6K9K

87,3/41,3/19,6mm

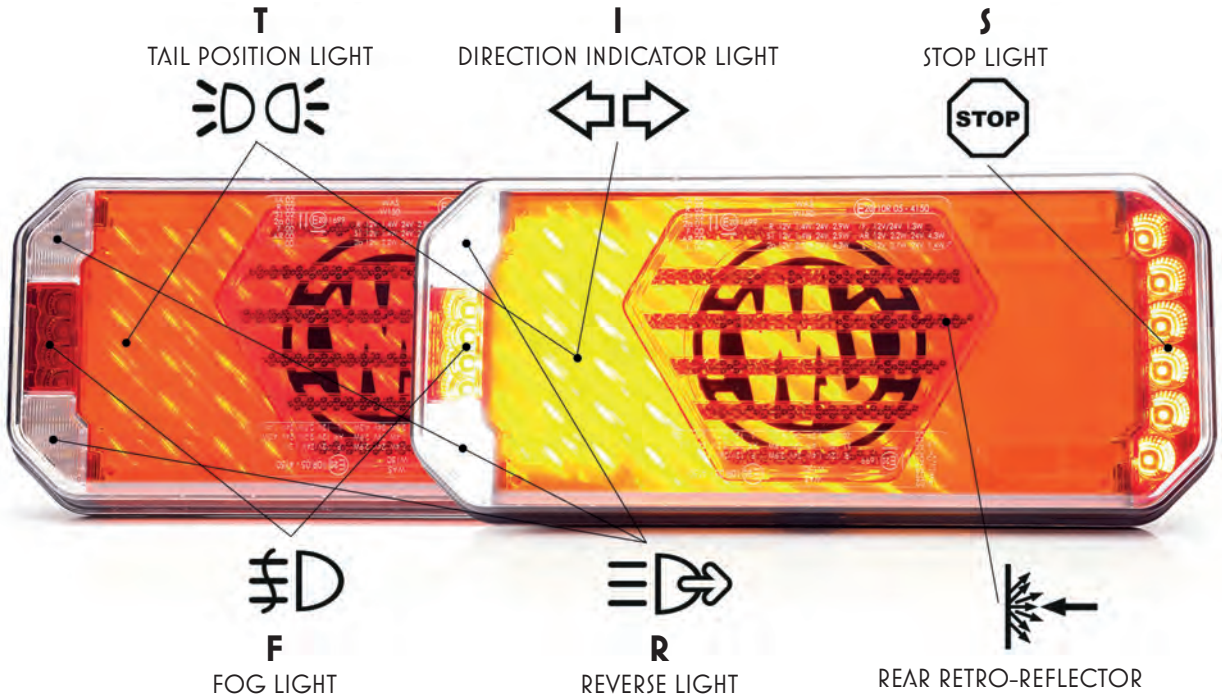


catalogue number	cable	mounting side	operating voltage	stop	position / rear clearance	reversing light	fog	rear direction indicator	sztuk w opakowaniu
2448	24 cm	UNIWERSALNA	12V-24V	•	•			•	100
2449	24 cm	UNIWERSALNA	12V-24V			•	•		100



12V-24V IP6K9K

W301DD METEORS



LPS - SIDE LICENSE PLATE LIGHT

functions	optional lighting - license plate	assembly side	cable	W301 METEORS			W301DD METEORS		
				WAS5	WAS7	cable	WAS5	WAS7	
5 T/S/I/F/R	without	LEFT	2576 L	x	2576 L WAS7	2576 DD L	x	2576 DD L WAS7	
		RIGHT	2576 P	x	2576 P WAS7	2576 DD P	x	2576 DD P WAS7	
	LPS	LEFT	2572 L	x	2572 L WAS7	2572 DD L	x	2572 DD L WAS7	
		RIGHT	2572 P	x	2572 P WAS7	2572 DD P	x	2572 DD P WAS7	
4 T/S/I/R	without	LEFT	2577 L	2577 L WAS5	2577 L WAS7	2577 DD L	2577 DD L WAS5	2577 DD L WAS7	
		RIGHT	2577 P	2577 P WAS5	2577 P WAS7	2577 DD P	2577 DD P WAS5	2577 DD P WAS7	
	LPS	LEFT	2573 L	2573 L WAS5	2573 L WAS7	2573 DD L	2573 DD L WAS5	2573 DD L WAS7	
		RIGHT	2573 P	2573 P WAS5	2573 P WAS7	2573 DD P	2573 DD P WAS5	2573 DD P WAS7	
4 T/S/I/F	without	LEFT	2578 L	2578 L WAS5	2578 L WAS7	2578 DD L	2578 DD L WAS5	2578 DD L WAS7	
		RIGHT	2578 P	2578 P WAS5	2578 P WAS7	2578 DD P	2578 DD P WAS5	2578 DD P WAS7	
	LPS	LEFT	2574 L	2574 L WAS5	2574 L WAS7	2574 DD L	2574 DD L WAS5	2574 DD L WAS7	
		RIGHT	2574 P	2574 P WAS5	2574 P WAS7	2574 DD P	2574 DD P WAS5	2574 DD P WAS7	
3 T/S/I	without	LEFT	2579 L	2579 L WAS5	2579 L WAS7	2579 DD L	2579 DD L WAS5	2579 DD L WAS7	
		RIGHT	2579 P	2579 P WAS5	2579 P WAS7	2579 DD P	2579 DD P WAS5	2579 DD P WAS7	
	LPS	LEFT	2575 L	2575 L WAS5	2575 L WAS7	2575 DD L	2575 DD L WAS5	2575 DD L WAS7	
		RIGHT	2575 P	2575 P WAS5	2575 P WAS7	2575 DD P	2575 DD P WAS5	2575 DD P WAS7	



Multifunctional front lamps

more at:
www.was.eu



WO6, WO7

WO6DZ, WO7DZ

WO6D, WO7D

12V|24V IP54

Bulb lamps



42 (WO6L)

43 (WO7P)

12V|24V IP66/68

Hybrid lamps



490 (WO6DZL)

492 (WO7DZP)

LED
lamp

12V-24V IP66/68

LED lamps



489 (WO6DL)

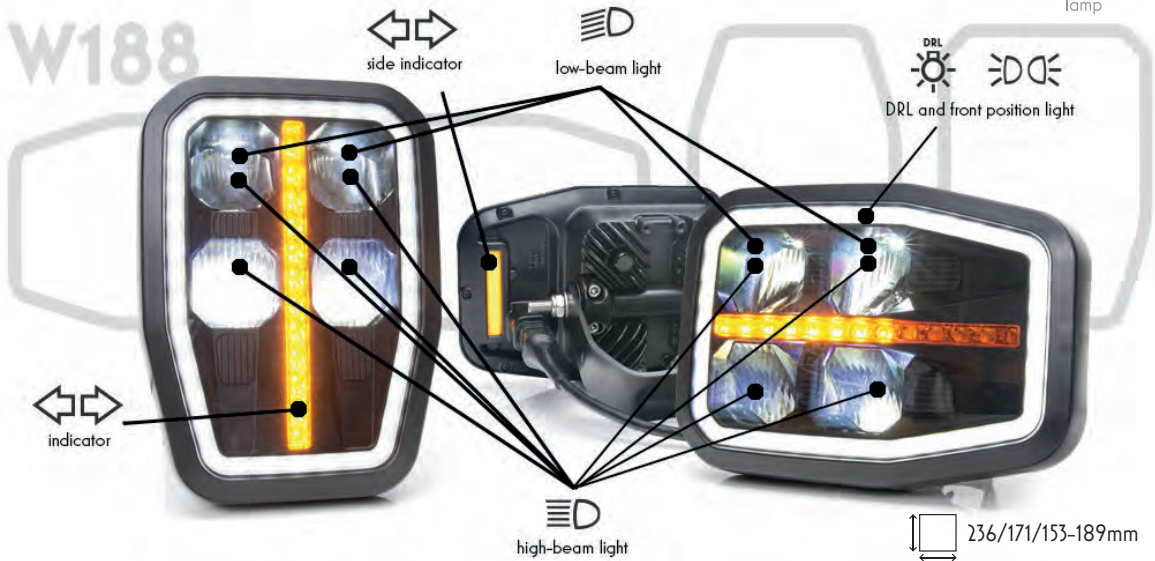
491 (WO7DP)

Lamps with lights: position, front indicator, side indicator

W188DD

12V-24V IP6K9K

LED
lamp



functions		W188		W188DD	
		Lamps with light: position, high beam, low beam, daytime running, indicator			
		long bracket A	short bracket B	long bracket A	short bracket B
horizontal	left L	1334 L A	1334 L B	1336 DD L A	1336 DD L B
	right P	1334 P A	1334 P B	1336 DD P A	1336 DD P B
vertical	with side indicator on the bottom VD	1335 L/P VD A	1335 L/P VD B	x	x
	with side indicator on the top VT	1335 L/P VT A	1335 L/P VT B	x	x
left-hand traffic					
horizontal	left L	1334 L A LHT	1334 L B LHT	1336 DD L A LHT	1336 DD L B LHT
	right P	1334 P A LHT	1334 P B LHT	1336 DD P A LHT	1336 DD P B LHT
vertical	with side indicator on the bottom VD	1335 L/P VD A LHT	1335 L/P VD B LHT	x	x
	with side indicator on the top VT	1335 L/P VT A LHT	1335 L/P VT B LHT	x	x



more at:
www.was.eu

Multifunction front lamps



W212, W213

12V-24V IP 66/68

Ø90/95.6mm

LED
lamp



1460 (W213)

Lamp with lights: daytime running, indicator

1459 (W212)

Lamp with lights: position, indicator

12V-24V IP6K9K

W234, W235

LED
lamp



Ø91/92.6mm

additional light functions	W234		W235
	low beam	left-hand traffic	high beam
basic, single-function version	1659	1659 LHT	1666
front position light, DRL	1660	1660 LHT	1667
front position light, indicator	1661	1661 LHT	1668
front position light, indicator, DRL	1662	1662 LHT	1669
indicator	1663	1663 LHT	1670
indicator, DRL	1664	1664 LHT	1671
DRL	1665	1665 LHT	1672



Multifunction front lamps

more at:
www.was.eu



W253

12V-24V IP6K9K

LED
lamp

584/163/58mm



2204



2205



2206



2207



2208



2209



2210



2211



2212



2213



2214



2215

retro-reflector	warning light	
	amber	blue
yes	2204, 2208, 2210, 2212	2205, 2209, 2211, 2213
no	2206, 2214	2207, 2215

12V-24V IP6K9K

W260


LED
lamp

535,4/28,4/33,5mm

All lamps serie W260 can be mounted on the vehicle directly or using bracket

2344

Lights of lamp: indicator and front position



2343

Lamp with indicator light and retro-reflector



12V-24V IP6K9K

W271, W272

W271 - 2 light function, lights: front position and indicator

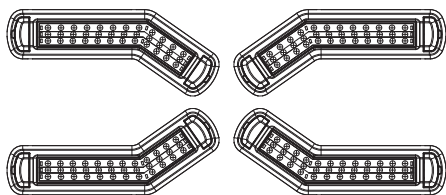
W272 - 3 light function, lights: front position, DRL daytime running and indicator



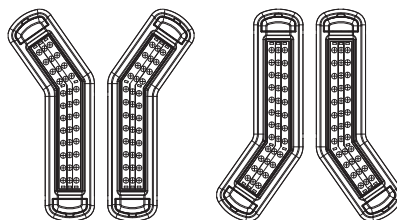
MOUNTING VERSION	W271		W271DD		W272		W272DD	
	left	right	left	right	left	right	left	right
surface mounting by screws	2321 L	2321 P	2321 DD L	2321 DD P	2323 L	2323 P	2323 DD L	2323 DD P
surface mounting by integrated bolts	2322 L	2322 P	2322 DD L	2322 DD P	2324 L	2324 P	2324 DD L	2324 DD P

POSSIBLE INSTALLATION OPTIONS

lamp in horizontal position



lamp in vertical position

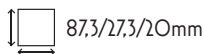


Lamp must be mounted to the vehicle according to ECE Regulation No 48

W295

12V-24V IP6K9K

LED
lamp




2446

Lamp with indicator light

12V-24V IP6K9K

W296



LED
lamp



2450

Lights of lamp: indicator and front position



W78

12V-24V IP66/68

98,2/91,6/81,3mm

LED
lamp



561
focused light



562
diffused light



562AR
reverse light, diffused light

W81

IP 66/68

101/147,5/77,5mm

LED
lamp



available in ADR version

cable	voltage	options	without switch		with switch	
			black	white	black	white
open cable	40V-60V		683/HV	687/HV	x	x
	12V-24V		683	687	684	688
		reverse light	685	689	686	690
spiral cable	12V-24V + cigarette lighting plug	magnet	683.1	687.1	684.1	688.1
			683.2	687.2	684.2	688.2
			683.3	687.3	684.3	688.3
			683.4	687.4	684.4	688.4



IP 66/68

W82

101/147,5/77,5mm

LED
lamp



available in ADR version



cable	voltage	options	without switch		with switch	
			black	white	black	white
open cable	40V-60V		691/HV	695/HV	x	x
	12V-24V		691	695	692	696
		reverse light	693	697	694	698
spiral cable	12V-24V + cigarette lighting plug	magnet	691.1	695.1	692.1	696.1
			691.2	695.2	692.2	696.2
			691.3	695.3	692.3	696.3
			691.4	695.4	692.4	696.4

W113

12V-24V IP 66/68

101/147,5/77,5mm

LED
lamp



807

12V-24V IP66/68

W186



1264

1265



Work lamps

more at:
www.was.eu



W123

12V-24V IP66/68

LED
lamp

12V-24V IP66/68

W136

146,5/95/50mm



luminous flux
1000 lm
full LED

865

199/118/72mm



luminous flux
4100 lm
full LED
diffused light

1078 1078/I + Superseal
diffused light



luminous flux
4100 lm
full LED
focused light

1079 1079/I + Superseal
focused light

W129

12V-24V IP6K9K

LED
lamp

110/159/85mm

12V-24V IP6K9K

LED
lamp

W130

luminous flux
3900 lm
full LED
diffused light



luminous flux
3900 lm
full LED
directed light

diffused light
976 976/I 976/II
+ Superseal + Deutsch

focused light
977 977/I 977/II
+ Superseal + Deutsch

luminous flux
5400 lm
full LED
diffused light



luminous flux
5400 lm
full LED
directed light

diffused light
978 978/I 978/II
+ Superseal + Deutsch

focused light
979 979/I 979/II
+ Superseal + Deutsch

W130 7000

12V-24V IP66/68

110/159/85mm

LED
lamp

W130 8000

12V-24V IP66/68

luminous flux
7000 lm
full LED
focused light



luminous flux
7000 lm
full LED
diffused light

focused light
1208 1208/I 1208/II
+ Superseal + Deutsch

diffused light
1207 1207/I 1207/II
+ Superseal + Deutsch

luminous flux
8000 lm
full LED
focused light



luminous flux
8000 lm
full LED
diffused light

focused light
1215 1215/I 1215/II
+ Superseal + Deutsch

diffused light
1214 1214/I 1214/II
+ Superseal + Deutsch



more at:
www.was.eu

Work lamps



12V-70V IP66/68

W143/70

101/153/75mm



LED
lamp

1205
+ open cable

1205/I
+ Superseal

1205/II
+ Deutsch

W144/70

12V-70V IP66/68

W144 6000

12V-24V IP66/68

LED
lamp

101/153/75mm



1206
+ open cable

1206/I
+ Superseal

1206/II
+ Deutsch

LED
lamp



110/159/85mm

1209
+ open cable

1209/I
+ Superseal

1209/II
+ Deutsch

W162 5000

12V-70V IP66/68

108/162/74mm

W162 7000

12V-70V IP66/68



1210
+ Superseal
diffused light

1210/I
+ Deutsch

1211
+ Superseal
focused light

1211/I
+ Deutsch

LED
lamp



1153
+ Superseal
diffused light

1153/I
+ Deutsch

1154
+ Superseal
focused light

1154/I
+ Deutsch



Work lamps

more at:
www.was.eu



W163 2000

12V-24V

LED
lamp

W163 4000

12V-70V

108/162/46mm

W163 5000

12V-70V IP66/68



1216
diffused light



1212
diffused light



1213
focused light



1155
diffused light



1156
focused light

W164 5000

12V-70V IP66/68

LED
lamp

150/152/75mm

W164 7000

12V-70V IP66/68



1306
1306/I
+ Superseal
diffused light



1306/II
+ Deutsch



available in ADR version



1157
1157/I
+ Superseal
diffused light



1157/II
+ Deutsch

1158
1158/I
+ Superseal
focused light

1158/II
+ Deutsch

W165 2000

12V-24V

LED
lamp

W165 4000

12V-70V

150/152/44mm

W165 5000

12V-70V IP66/68



1463



1308
diffused light



1309
focused light



1159
diffused light



1160
focused light



more at:
www.was.eu

Work lamps



W166 2000 W166 4000 W167 6000

12V-24V IP66/68

12V-70V IP6K9K

12V-70V IP6K9K

LED
lamp

110/166/46mm



luminous flux
2000 lm
full LED

1464



available in ADR version



luminous flux
4000 lm
full LED
focused or diffused
light

1161

diffused light



1162

focused light



luminous flux
6000 lm
full LED
focused or diffused
light

1163

diffused light



1164

focused light

238/181/72mm

12V-24V IP6K9K

W168.10.1-2



luminous flux
2000 lm
full LED

1444 L/P (W168.10.1)
front-rear-side

luminous flux
1000 lm
full LED

1445 L (W168.10.2)
rear-side

luminous flux
1000 lm
full LED

1445 P (W168.10.2)
rear-side

LED
lamp

12V-24V IP6K9K

W229



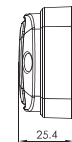
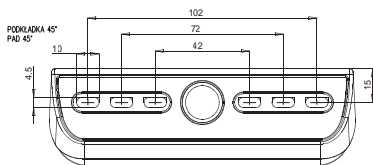
LED
lamp

132,9/43,9/25,4mm

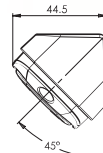
1501

1501 N

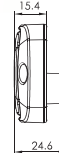
luminous flux
1460 lm
on the start



Lampa z podkładką
Lamp with pad



Lampa z podkładką kątową
Lamp with angle pad



Lampa bez podkładki
Lamp without pad



Work lamps

more at:
www.was.eu



W261

12V-70V IP6K9K

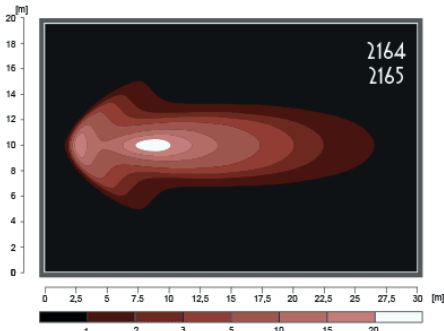
LED
lamp

76/116/46mm

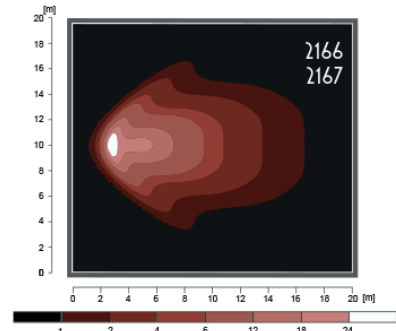


variants	focused light		diffused light	
	masking cover		masking cover	
	silver	black	silver	black
2000 lm	2164	2165	2166	2167
2700 lm	2168	2169	2170	2171
blue light	2164 BLUE	2165 BLUE	2166 BLUE	2167 BLUE

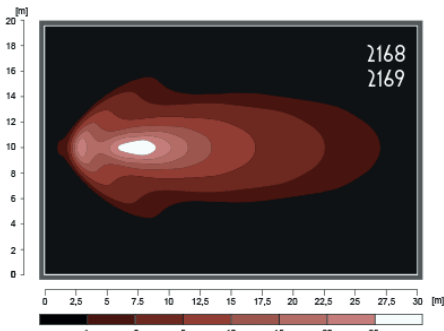
During measuring, the lamps are positioned at the height of 2,5 m - an inclination of 10 degrees /
Lampy podczas pomiaru ustawione na wysokości 2,5m i pochylone pod kątem 10 stopni



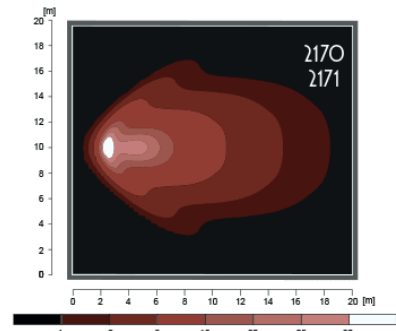
light intensity / natężenie oświetlenia [lx]



light intensity / natężenie oświetlenia [lx]



light intensity / natężenie oświetlenia [lx]



light intensity / natężenie oświetlenia [lx]



more at:
www.was.eu

Work lamps



12V-24V IP6K9K

W253

LED
lamp

584/163/58mm



2121





12V-70V IP6K9K

W264

LED
lamp

76/116/36mm



2236
2000 lm



2237
2700 lm

12V-70V IP6K9K

W265

LED
lamp

76/116/36mm



2238
987 lm



2239
805 lm



2240
1190 lm



W221.x SHORT

12V-24V IP6K9K

154/98/63mm

LED
lamp



2162 (W221.1)
diffused light



2163 (W221.2)
diffused light and top decoration light

O1

12V-24V

129/87,3/20mm

O2

12V-24V



493
direction indicator's load
single channel

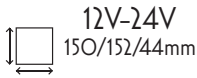


494
direction indicator's load
dual channel

SM1 flasher

side position lamp driver - 1 channel





SM1 flasher

side position lamp driver - 1 channel


catalogue number	photo	input cable „IN„ - channel 1 YLY-5 3xO,75mm ²	input cable „IN„ - channel 1 YLY-5 6xO,75mm ² + connector Tyco (F)	input cable „IN„ - channel 1 YLY-5 6xO,75mm ² + connector Schlemmer (F)	output cable „OUT“ YLY-5 6xO,75mm ² + connector Tyco (M)	output cable „OUT“ YLY-5 6xO,75mm ² + connector Schlemmer (M)	control cable - channel 1 YLY-5 2xO,75mm ²	control cable - channel 1 YLY-5p 2x1,5mm ² + connector DC Jaeger	control cable - channel 1 YLY-5 2xO,75mm ² + AMP	cable „NO FLASH“ - channel 1 YLY-5 2xO,75mm ²	cable „NO FLASH“ - channel 1 YLY-5p 2x1,5mm ² + connector DC Jaeger	cable „NO FLASH“ - channel 1 YLY-5 2xO,75mm ² + AMP	cable for reversing light YLY-5 2xO,75mm ² + AMP
1141.1		●					●						
1141.1 NF		●					●			●			
1141.2		●						●					
1141.2 NF		●						●			●		
1141.3			●		●			●		●			
1141.3 NF			●		●			●		●	●		
1141.4				●	●			●		●			
1141.4 NF				●	●			●		●	●		
1141.5			●		●				●				
1141.5 NF			●		●				●			●	
1141.6				●	●				●				
1141.6 AR				●	●				●				●
1141.6 NF				●	●				●			●	



SM1 flasher

side position lamp driver - 2 channels

12V|24V



catalogue number	photo	input cable „IN ₁ “ - channel 1 YLY-5 3x0,75mm ²	input cable „IN ₂ “ - channel 2 YLY-5 3x0,75mm ²	control cable - channel 1 YLY-5 2x0,75mm ²	control cable - channel 1 YLY-5p 2x1,5mm ² + connector DC Jaeger	control cable - channel 2 YLY-5 2x0,75mm ²	control cable - channel 2 YLY-5p 2x1,5mm ² + connector DC Jaeger	cable „NO FLASH“ - channel 1 YLY-5 2x0,75mm ²	cable „NO FLASH“ - channel 1 YLY-5p 2x1,5mm ² + connector DC Jaeger	cable „NO FLASH“ - channel 2 YLY-5 2x0,75mm ²	cable „NO FLASH“ - channel 2 YLY-5p 2x1,5mm ² + connector DC Jaeger	cable for reversing light YLY-5 2x0,75mm ² + AMP
1141.1 DOUBLE		●	●	●		●						
1141.1 DOUBLE NF		●	●	●		●		●			●	
1141.2 DOUBLE		●	●		●		●					
1141.2 DOUBLE NF		●	●		●		●		●		●	
1141.4 DOUBLE		●	●	●		●						
1141.4 DOUBLE NF		●	●	●		●		●			●	
1141.6 DOUBLE		●	●		●		●					
1141.6 DOUBLE AR		●	●		●		●		●		●	●
1141.6 DOUBLE NF		●	●		●		●		●		●	

12V|24V

LM2
load for lights



catalogue number	photo	voltage	5 lights version	4 lights version	2,5m cable with plug	1m cable with plug	0,5m cable with socket	1m cable with socket	13-pin plug-socket	15-pin plug-socket	7-pin plug-socket	2,5m open cable in	1m open cable in	0,5m open cable out	1m open cable out
1239-12V		12V	●		●		●		●						
1239-24V		24V	●			●		●		●					
1240.13-12V		12V		●	●		●		●						
1240.7-12V		12V		●	●		●				●				
1240-24V		24V		●		●		●		●					
1418-12V		12V	●									●		●	
1418-24V		24V	●										●		●



LM7

load for lights

12V|24V



catalogue number	photo	voltage	5 lights version	4 lights version (without reversing light)	2,5m cable with plug	1m cable with plug	0,5m cable with socket	1m cable with socket	13-pin plug-socket	15-pin plug-socket	7-pin plug-socket	2,5m open cable in	1m open cable in	0,5m open cable out	1m open cable out
1241-12V		12V	●		●		●		●						
1241-24V		24V	●			●		●		●					
1242.13-12V		12V		●	●		●		●						
1242.7-12V		12V		●	●		●				●				
1242-24V		24V		●	●		●		●	●					
1419-12V		12V	●									●		●	
1419-24V		24V	●										●		●



12V|24V

LMO

load for lights



catalogue number	photo	voltage	5 lights version	4 lights version	3 lights version	2.5m cable with plug	1m cable with plug	0.5m cable with socket	1m cable with socket	13-pin plug-socket	15-pin plug-socket
1243-12V		12V	●			●		●		●	
1243-24V		24V	●				●		●		●
1244-12V		12V		●		●		●		●	
1244-24V		24V		●			●		●		●
1245-12V		12V			●	●		●		●	
1245-24V		24V			●		●		●		●



W24

12V-24V IP66/68

57,5/44/26,5mm

LED
lamp



129 GREEN

W24N

12V-24V IP66/68

80,5/60,5/25mm



782 GREEN

W80

12V-24V IP66/68

Ø 29/26,4mm



668 GREEN



668 BLUE

W97.1

12V-24V IP 66/68

83,8/24,2/10,4mm

LED
lamp



710 GREEN

710 BLUE

12V-24V IP 66/68

W97.2

83,8/24,2/10,4mm



713 RED/GREEN

713 GREEN

713 BLUE

W97.3

12V-24V IP 66/68

83,8/24,2/10,4mm

LED
lamp



716 GREEN

716 BLUE

12V-24V IP66/68

W97.4

238/20,6/10,4mm



719 GREEN

719 BLUE



more at:
www.was.eu

Decorative lamps, ambient lamps, stylish lighting



12V-24V IP66/68

W81



822R



822G



822B

101/147,5/77,5mm

12V-24V IP 66/68

W144/70



1206/I-ORANGE
+ Superséal



1206-ORANGE
+ open cable



1206/II-ORANGE
+ Deutsch

101/153/75mm

W121

12V-24V IP66/68

LED
lamp

79/25/15mm



1408 BLUE

1408 GREEN

W218

12V-24V IP6K9K

SYNC

synchronization means that the lamps connected together flash simultaneously or alternately

132,9/43,9/25,4mm



1471 ECO WHITE

white flashing light without synchronization

1471 WHITE

white flashing light with synchronization

W284

12V-24V IP6K9K

Ø 87,3/41,3/19,6mm



2452

white and amber flashing light,
2 flash patterns with synchronization



W112

12V-24V IP66/68

warning lamp
8 flash patterns

LED
lamp

 161,6/112-173,7mm

2129.3
open cable
+ magnet

2129.4
open cable



2129.1
spiral cable 300cm
+ cigarette lighter plug

2129.2
spiral cable 700cm
+ cigarette lighter plug

2129.6
mocowana na trzpień

W126

12V-24V IP 66/68

warning lamp
1 flash pattern

LED
lamp




2230.4
open cable

W233

12V-24V IP6K9K

warning lamp
1 flash pattern

LED
lamp

 131,6/83,6-150mm

2061.3
screw fixing
cable from the side

2061.4
M12 screw
with a through-channel

2061.5
screw fixing
cable from the bottom



2061.1
magnet with a suction cup

2061.2
magnet without a suction cup

2061.6
flexible fitting for support
tube, for socket type ISO
4165



more at:
www.was.eu

Decorative lamps, ambient lamps, stylish lighting



12V-24V IP6K9K

LW15_56x56



64,2/64,2/24,5mm

2505 PURPLE

2505 GREEN

12V-24V IP6K9K

LW15_125

125/18,5-52,3/24,5-46,5mm

2506 GREEN

2506 BLUE



2506 PURPLE

12V-24V IP6K9K

LW15_250

250/18,5-52,3/24,5-46,5mm

2507 PURPLE

2507 GREEN

2507 BLUE



12V-24V IP6K9K

LW15_500

500/18,5-52,3/24,5-46,5mm

2508 BLUE

2508 GREEN

2508 PURPLE



Key

side markers and single function position lamps	
Z	bracket for side markers
P	bracket for side markers
K	housing for side markers
O	extra reflector
KR	lens in the colour of emitted light

multifunction end-outline lamps	
L	left
P	right
I	mounting option - surface
II	mounting option - straight bracket
III	mounting option - angled bracket
BC	red lens, if without BC marking the lens is clear and transparent
DD	dynamic indicator, progressive moving

multifunction rear assembly lamps	
L	left
P	right
L/P	universal
O	dummy load for indicator light, voltage according to product specification
O12	dummy load for indicator light, for 12V
O24	dummy load for indicator light, for 24V
DD	dynamic indicator, progressive moving
KR	lens in the colour of emitted light
SZ	Connector - Schlemmer 8pin
SCHL	
WAS	connector 5 pin
WAS7	connector 7 pin, WAŚ
TYCO	connector 7 pin, AMP



low beam



high beam



position light



stop light



fog light



reverse light



indicator



reflecting device



LED lamp



LED lamp



LED



SAE

version	SAE code	options	multifunction - two color module			single function		
			left	right	universal	yellow	red	
W21.1W	T, P, P2, P3				495-SAE			
W21.2W			496L-SAE	496R-SAE				
W21.3W			497L-SAE	497R-SAE				
W21.4W					498-SAE			
W21.5W				499L-SAE	499R-SAE			
W21.6W						500-SAE		
W21.7W				501L-SAE	501R-SAE			
W21.10W				502L-SAE	502R-SAE			
W77.1W			without side marker	600L-SAE	600R-SAE			
			with side marker	599L-SAE	599R-SAE			
W77.2W		without side marker	602L-SAE	602R-SAE				
		with side marker	601L-SAE	601R-SAE				
W77.3W		without side marker	604L-SAE	604R-SAE				
		with side marker	603L-SAE	603R-SAE				
W77.4W		without side marker	606L-SAE	606R-SAE				
		with side marker	605L-SAE	605R-SAE				
W23W					513-SAE			
W24W	P, P2, P3					520Y-SAE		
	T, P2, P3						520RED-SAE	
W25W	P, P2, P3					524Y-SAE		
	T, P2, P3						524RED-SAE	
W56W	T, P, P2, P3				515-SAE			
W79W	P, P2, P3					675Y-SAE		
	T, P2, P3						674RED-SAE	

W21.x



W74.1 - W74.4





W44



W127



W128



W115



W122



W196




W198N



W199N



UP96x42



W262



W133



FI61



W24



W25



W79



W88



UT125



W112 & W126



W132



W191 RED



W145



W146



W187



W227



